

발간등록번호

11-1240000-000007-06



KOSIS 모바일 사이트로 연결됩니다.

# 한국통계월보

Monthly Statistics of Korea

2020



5



통계청

이 면은 빈 공간입니다.

발 간 등 록 번 호

11-1240000-000007-06

# 한국통계월보

Monthly Statistics of Korea

2020



5



통계청  
Statistics Korea



통계청

이 면은 빈 공간입니다.

# 머 리 말

통계청에서는 다양한 국내통계정보를 보급하기 위하여 정부 각 부처 및 주요 공공기관에서 생산하고 있는 통계자료를 수집·정리하여 1958년부터 한국통계월보를 발간하고 있습니다.

이 책자에는 기상, 인구, 노동, 산업, 무역, 재정, 물가, 환경 등 우리나라의 경제·사회를 이해하는 데 기본이 되는 통계정보 중 월 또는 분기마다 생산되는 자료를 중심으로 수록하고 있습니다.

월 또는 분기 자료를 중심으로 구성된 만큼 시계열도 전년 같은 달과 비교할 수 있도록 가능한 13개월 이상의 자료를 수록하였으며, 지면이 허락하는 대로 지난 수년간의 연간 자료를 함께 수록하여 연간 비교도 가능토록 하였습니다.

아무쪼록, 본 한국통계월보가 국내통계정보 이용자에게 유용하게 활용되기를 바라며, 본 책자 발간에 필요한 각종 자료를 제공해 주시는 관계기관에 깊이 감사드립니다.

2020년 5월

통계청장 강 신 욱

# P R E F A C E

The KOSTAT has published Monthly Statistics of Korea since 1958 by collecting and compiling data released by government agencies and other public organizations to provide domestic statistical data on various fields.

This publication contains monthly or quarterly data on the nation's Climate, Population, Industry, Labor, Prices, Public Finance, Foreign Trade and Environment to help users grasp the current economic and social trends of Korea.

Including the time series data, this book contains over 13 months' data if possible in order for users to compare the base month with the same month of the previous year. Only if there is space, the book showed data of the past few years as well.

I hope this book will be helpful to users and would like to express my sincere gratitude to the organizations that have contributed their efforts and materials to this book.

May. 2020

Kang Shin-Wook  
Commissioner  
Statistics Korea

## 이 용 자 를 위 하 여

1. 통계수치 중 세목과 총계(또는 합계)가 각각 반올림된 경우에는 세목의 합계와 총계가 일치하지 않을 수 있습니다.
2. 전월 호와 일치하지 않는 통계자료는 이번 호에서 정정된 것입니다.
3. 통계표에 사용된 부호의 뜻은 다음과 같습니다.

0 : 단위미만(0포함)  
- : 해당 숫자 없음  
… : 해당 숫자 미상  
p : 잠정치

4. 출처는 각 통계표의 아래에 기재하였으며, 해당 통계표의 세부자료 및 관련 자료를 찾아볼 수 있는 자료 출처기관의 홈페이지 또는 통계DB 주소와 그 접근경로는 다음과 같습니다.

|              |   |
|--------------|---|
| - 통계청        | : //kostat.go.kr> KOSIS 국가통계포털>국내·국제통계>주제별 통계 |
| - 환경부        | : www.me.go.kr>발행물>환경간행물                      |
| - 고용노동부      | : www.moel.go.kr>정보공개>고용노동통계                  |
| - 국토교통부      | : www.molit.go.kr>정보마당>통계정보>국토교통통계누리          |
| - 국립수산물관리원   | : www.hifs.go.kr>해양수산물자료실                     |
| - 기상청        | : www.kma.go.kr>관측자료                          |
| - 특허청        | : www.kipo.go.kr>책자/통계                        |
| - 한국공항공사     | : www.airport.co.kr>항공통계                      |
| - 한국은행       | : www.bok.or.kr>경제통계>통계검색                     |
| - 한국감정원      | : www.kab.co.kr>주요업무>부동산조사/통계                 |
| - 한국수출입은행    | : www.koreaexim.go.kr>정보공개>통계자료>해외직접투자통계      |
| - 금융감독원      | : www.fss.or.kr>금융통계정보>금융통계월보                 |
| - 한국무역협회     | : www.kita.net>무역통계>한국무역                      |
| - 한국거래소      | : www.krx.co.kr>시장정보>온라인간행물                   |
| - 한국전력공사     | : www.kepco.co.kr>지식센터>전기자료>전력통계              |
| - 한국생산성본부    | : www.kpc.or.kr>생산성>생산성통계DB                   |
| - 서울외국환중개(주) | : www.smbs.biz>환율조회                           |
| - 한국관광공사     | : www.visitkorea.or.kr>알림>자료>한국관광통계           |
| - 에너지경제연구원   | : www.keei.re.kr>통계/동향>수급·통계자료                |
| - 한국인터넷진흥원   | : isis.kisa.or.kr>인터넷주소자원통계                   |
| - 한국토지주택공사   | : www.lh.or.kr>씨리얼>부동산통계                      |
| - KEB하나은행    | : www.kebhana.com>외환>환율                       |
| - 기획재정부      | : www.moef.go.kr>통계>재정통계                      |
| - 해양환경관리공단   | : www.koem.or.kr>기후수질팀                        |
| - 중소벤처기업부    | : www.mss.go.kr>통계정보>조사별통계                    |
| - 관세청        | : www.customs.go.kr>정보공개/개방>관세행정데이터 개방        |

5. 수록된 자료에 대하여 문의사항이 있을 때에는 자료 출처기관이나 통계청 통계서비스정책관 통계서비스기획과(042-481-2506)로 문의하시기 바랍니다.
6. 「한국통계월보」는 국가통계포털(<http://kosis.kr>)에서 온라인간행물>한국통계월보로 이용하실 수 있습니다.

## EXPLANATORY NOTES

1. Figures may not add up to the total due to rounding.
2. Inconsistencies may occur between present volume and preceding series due to revision.
3. Symbols used in tables are as follows :
  - 0 : Less than half the final digit shown (Includes magnitude zero)
  - : Not reported
  - ... : Unknown
  - p : Preliminary
4. Source is given at each table, and not only homepage or statistical database addresses but also access routes by organization are provided below for the further information and other related data of the tables.
 

|   |   |
|---|---|
| - Statistics Korea                                    | : <a href="http://kostat.go.kr">//kostat.go.kr</a> >KOSIS                                   |
| - Ministry of Environment                             | : <a href="http://www.me.go.kr">www.me.go.kr</a> >Law & Data                                |
| - Ministry of Employment and Labor                    | : <a href="http://www.moel.go.kr">www.moel.go.kr</a> >statistics                            |
| - Ministry of Land, Infrastructure and Transport      | : <a href="http://www.molit.go.kr">www.molit.go.kr</a> >Archives                            |
| - National Fisheries Research & Development Institute | : <a href="http://www.hifs.go.kr">www.hifs.go.kr</a> >information center                    |
| - Korea Meteorological Administration                 | : <a href="http://www.kma.go.kr">www.kma.go.kr</a> >Weather information>forecast            |
| - Korean Intellectual Property Office                 | : <a href="http://www.kipo.go.kr">www.kipo.go.kr</a> >statistics                            |
| - Korea Airports Corporation                          | : <a href="http://www.airport.co.kr">www.airport.co.kr</a> >information center              |
| - The Bank of Korea                                   | : <a href="http://www.bok.or.kr">www.bok.or.kr</a> >Economic Statistics                     |
| - Korea Appraisal Board                               | : <a href="http://www.kab.co.kr">www.kab.co.kr</a>  |
| - The Export-Import Bank of Korea                     | : <a href="http://www.koreaxim.go.kr">www.koreaxim.go.kr</a> >FDI information               |
| - Financial Supervisory Service                       | : <a href="http://www.fss.or.kr">www.fss.or.kr</a> >Financial Statistics Information System |
| - The Korea International Trade Association           | : <a href="http://www.kita.net">www.kita.net</a> >Statistics&Reports                        |
| - Korea Exchange                                      | : <a href="http://www.krx.co.kr">www.krx.co.kr</a> >Information Center                      |
| - Korea Electric Power Corporation                    | : <a href="http://www.kepco.co.kr">www.kepco.co.kr</a> >Information Center                  |
| - Korea Productivity Center                           | : <a href="http://www.kpc.or.kr">www.kpc.or.kr</a> >Productivity Research Institute         |
| - Seoul Money Brokerage Services                      | : <a href="http://www.smbs.biz">www.smbs.biz</a> >Foreign Exchange Rate                     |
| - Korea Tourism Organization                          | : <a href="http://www.visitkorea.or.kr">www.visitkorea.or.kr</a>                            |
| - Korea Energy Economics Institute                    | : <a href="http://www.keei.re.kr">www.keei.re.kr</a> >statistics                            |
| - National Internet Development Agency of Korea       | : <a href="http://isis.kisa.or.kr">isis.kisa.or.kr</a> >Infrastructure Statistics           |
| - Korea Land and Housing Corporation                  | : <a href="http://www.lh.or.kr">www.lh.or.kr</a>  |
| - KEB HANA Bank                                       | : <a href="http://www.kebhana.com">www.kebhana.com</a> >Foreign Exchange                    |
| - Ministry of Economy and Finance                     | : <a href="http://www.moef.go.kr">www.moef.go.kr</a> >public information                    |
| - Korea Marine Environment Management Corporation     | : <a href="http://www.koem.or.kr">www.koem.or.kr</a>  |
| - Ministry of SMEs and Startups                       | : <a href="http://www.mss.go.kr">www.mss.go.kr</a> >Information Statistics                  |
| - Korea Customs Service                               | : <a href="http://www.customs.go.kr">www.customs.go.kr</a> >Information Statistics          |
5. Readers desiring further details are requested to contact the Statistical Service Planning Division (Tel : 82-42-481-2506) of the Deputy Director General for Statistical Service Policy in the Statistics Korea or other organizations concerned.
6. Users may find an online publication of 「Monthly Statistics of Korea」 on the website of the national statistics portal (<http://kosis.kr>).



## 통계수록 차례 변경 안내

- 변경사유 : 국가통계포털(KOSIS) 통계자료 분류체계 변경(2020. 5. 20)에 따라 통계수록 차례를 변경
- 적용시점 : 한국통계월보 5월호부터 변경
- 변경내용

| 변경 전  | 변경 후   |
|---|--|
| 1. 인구<br>2. 고용·노동·임금<br>3. 물가·가계<br>4. 사회·환경·농림어업<br>5. 광업·제조업 및 에너지<br>6. 건설·주택·토지<br>7. 교통·정보통신<br>8. 도소매·서비스<br>9. 경기·기업경영<br>10. 국민계정<br>11. 재정·금융·보험<br>12. 무역·국제수지·행정 | 1. 인구<br>2. 노동<br>3. 소득·소비·자산<br>4. 주거·국토이용<br>5. 경제일반·경기·기업경영<br>6. 광업·제조업<br>7. 건설·교통·물류·정보통신<br>8. 도소매·서비스<br>9. 물가<br>10. 국민계정<br>11. 정부·재정·금융<br>12. 무역·국제수지<br>13. 환경·농림·수산<br>14. 에너지 |

※ 수록통계표 수는 변동 없음

## Notice of Changes in the Order of Statistics Included

- Reason for change: As the statistical classification of KOSIS (Korean Statistical Information System) changed on May 20, 2020, the order of statistics included in the Monthly Statistics of Korea was adjusted accordingly.
- The change applies from the May issue of Monthly Statistics of Korea
- Changes

| Before  | After   |
|---|---|
| 1. Population<br>2. Employment / Labor / Wage<br>3. Price / Household Income and Expenditure<br>4. Society / Environment / Agriculture, Forestry and Fishery<br>5. Mining and Manufacturing Industry / Energy<br>6. Construction / Housing / Land<br>7. Transportation / Information and Communication<br>8. Wholesale and Retail Trade / Service Industry<br>9. Economy / Corporate Business<br>10. National Accounts<br>11. Finance / Banking / Insurance<br>12. Trade / Balance of Payments / Administration | 1. Population<br>2. Labor<br>3. Income, Consumption and Wealth<br>4. Housing / Land Use<br>5. Economy and Market / Business Activities<br>6. Mining and Manufacturing<br>7. Construction / Transport and Traffic / Information and Communication<br>8. Retail, Wholesale and Service<br>9. Price<br>10. National Accounts<br>11. Government Finance and Service / Finance<br>12. Trade and Balance of Payment<br>13. Environment / Agriculture and Forestry / Fishery<br>14. Energy |

※ There is no change in the number of statistical tables included.

# 차례

## 주요지표

### I. 인구

1. 인구동향
2. 인구이동
3. 시도별 순이동
4. 주요국 입국현황

### II. 노동

1. 경제활동인구 총괄
2. 연령계층별 경제활동인구
3. 연령계층별 비경제활동인구
4. 실업률
- 4-1. 연령계층별 실업률
5. 활동상태별 비경제활동인구
6. 직업별 취업자
7. 산업별 취업자
8. 종사상의 지위별 취업자
- 8-1. 취업시간대별 취업자
9. 성 및 교육정도별 실업자
10. 산업별 상용근로자 월평균임금 및 근로일수(10인 이상)
11. 광업 및 제조업 상용근로자 월평균임금 및 근로일수
12. 노동생산성지수
- 12-1. 노동생산성지수(부가가치 기준)

### III. 소득·소비·자산

1. 전국 가구의 가구당 월평균 가계수지(2인 이상)
2. 도시 가구의 가구당 월평균 가계수지(2인 이상)
3. 전국 가구의 가구원수별 가구당 월평균 가계수지(1인 이상)
4. 전국 가구의 가구주 연령별 가구당 월평균 가계수지(2인 이상)
5. 전국 가구의 소득 10분위별 가구당 월평균 가계수지(2인 이상)

### IV. 주거·국토이용

- 1-1. 주요 지역별 주택가격지수(매매)
- 1-2. 주요 지역별 주택가격지수(전세)
2. 시도별 지가 변동률
3. 지목별 토지거래현황

### V. 경제일반·경기·기업경영

1. 경기종합지수
2. 기업경기실사지수
3. 소비자동향지수
4. 기업경영분석
5. 산업별 신설법인수

# CONTENTS

## Major Indicators

### Population

Vital Statistics | **13**  
Internal Migrants | **14**  
Net Migrants by Province | **16**  
Arrivals of Foreigners by Nationality | **18**

### Labor

Summary Table of Economically Active Population | **23**  
Economically Active Population by Age Group | **26**  
Economically Inactive Population by Age Group | **29**  
Unemployment Rates | **30**  
Unemployment Rates by Age Group | **31**  
Economically Inactive Population by Activity Type | **32**  
Employed Persons by Occupation | **34**  
Employed Persons by Industry | **38**  
Employed Persons by Status of Worker | **40**  
Employed Persons by Hours Worked | **42**  
Unemployed Persons by Gender and Educational Attainment | **43**  
Monthly Earnings and Days Worked of Regular Employees by Industry (10 Employees and More) | **44**  
Monthly Earnings and Days Worked of Regular Employees by Mining and Manufacturing Industry | **46**  
Indices of Labor Productivity | **50**  
Indices of Labor Productivity(By value-added) | **52**

### Income, Consumption and Wealth

Average Monthly Income and Expenditure per Household (Whole)(2person and over) | **57**  
Average Monthly Income and Expenditure per Household (Cities)(2person and over) | **58**  
Average Monthly Income and Expenditure by Household Size (Whole)(2person and over) | **59**  
Average Monthly Income and Expenditure by Age of Household Head (Whole)(2person and over) | **60**  
Average Monthly Income and Expenditure by Income Decile (Whole) (2person and over) | **61**

### Housing / Land Use

Housing Price Indices by Region (Purchase) | **65**  
Housing Price Indices by Region (Deposit-based Dwellings) | **66**  
Floating Rate of Land Price by Province | **67**  
Land Business by Land Category | **68**

### Economy and Market / Business Activities

Composite Economic Index | **73**  
Business Survey Indexes | **74**  
Consumer Survey Indexes | **75**  
Financial Statement Analysis | **76**  
Number of New Corporations by Industry | **78**

## VI. 광업·제조업

1. 광업구조별 지수(원지수)
- 2-1. 광공업생산지수(원지수)
- 2-2. 광공업생산지수(계절조정지수)
- 3-1. 생산자제품 출하지수(원지수)
- 3-2. 생산자제품 출하지수(계절조정지수)
- 4-1. 생산자제품 재고지수(원지수)
- 4-2. 생산자제품 재고지수(계절조정지수)
5. 시도별 광공업 생산·출하·재고지수(원지수)
6. 재벌 제조업 생산지수
7. 재벌 제조업 출하지수
8. 제조업 가동률지수
9. 제조업 생산능력지수
10. 주요 품목별 생산·출하·재고량
11. 수요자 및 기종별 기계수주액
12. 설비용 기계류 지수(원지수)

## VII. 건설·교통·물류·정보통신

1. 발주자별 건설공사 수주액
2. 건축물 건축허가
3. 공종별 건설공사 수주액
4. 해운화물수송
5. 자동차 등록대수
6. 항공화물수송
7. 인터넷 기반
8. 지식재산권 출원·등록건수

## VIII. 도소매·서비스

1. 도·소매업 생산지수
2. 시도별 대형소매점 판매액지수(불변지수)
3. 소매 및 음식 판매액지수
4. 재벌 및 상품군별 판매액지수(불변지수)
5. 소매업태별 판매액지수
6. 온라인 쇼핑물 거래액
7. 서비스업 생산지수
8. 관광수지

## IX. 물가

1. 생산자물가지수
2. 특수분류별 생산자물가지수
3. 국내공급물가지수
4. 소비자물가지수
5. 품목별 소비자물가지수(지출목적별 분류)
6. 특수분류별 소비자물가지수
7. 품목성질별 소비자물가지수
8. 지역별 소비자물가지수(지출목적별 분류)
9. 수출입 물가지수
10. 특수분류별 수출입물가지수
11. 농가 판매 및 구입 가격지수
12. 주요 분류별 농가 구입가격지수
13. 주요 분류별 농가 판매가격지수

## Mining and Manufacturing

Index by Structure of Manufacturing Industry (Original Index) | **81**  
Index of Industrial Production (Original Index) | **82**  
Index of Industrial Production (Seasonally Adjusted Index) | **86**  
Producers' Shipment Index (Original Index) | **88**  
Producers' Shipment Index (Seasonally Adjusted Index) | **92**  
Producers' Inventory Index (Original Index) | **94**  
Producers' Inventory Index (Seasonally Adjusted Index) | **98**  
Index of Industrial Production, Shipment & Inventory by Province(Original Index) | **100**  
Manufacturing Production Index by Goods | **102**  
Manufacturing Shipment Index by Goods | **104**  
Manufacturing Operation Ratio Index | **106**  
Manufacturing Production Capacity Index | **108**  
Production, Shipment and Inventory by Major Products | **110**  
Value of Machinery Orders Received by Consumers and Products | **124**  
Index of Machinery and Equipment (Original Index) | **127**

## Construction / Transport and Traffic / Information and Communication

Value of Construction Orders Received by Type of Orderer | **131**  
Permits Authorized for Building Construction | **132**  
Value of Construction Orders Received by Type of Construction | **134**  
Marine Freight Transportation | **135**  
Number of Registered Motor Vehicles | **136**  
Airport Cargo Transportation | **140**  
Infrastructure of the Internet | **141**  
Applications and Registrations by Intellectual Property | **142**

## Retail, Wholesale and Service

Wholesale and Retail Production Index | **145**  
Large Retail Non-specialized Stores Sales Index by City and Province(Volume Index) | **146**  
Retail Sales & Food Service | **147**  
Sales Index by Product Group (Volume Index) | **148**  
Sales Index by Retail Business Type | **149**  
Transaction Value of Online Shopping | **150**  
Index of Services by Industry Section | **154**  
Tourism Balance | **156**

## Price

Producer Price Indexes | **159**  
Producer Price Indexes for Specialized Classification | **166**  
Domestic Supply Price Indexes | **168**  
CPI by Category | **172**  
CPI by Item (By Expenditure Category) | **174**  
CPI by Special Group | **183**  
CPI by Commodities and Services | **184**  
CPI by Regions (By Expenditure Category) | **186**  
Export and Import Price Indexes | **194**  
Export and Import Price Index by Special Groups | **196**  
Price Index of Commodities Received and Paid by Farmers | **198**  
Price Index of Goods and Services Paid by Farmers (By Classification) | **200**  
Price Index of Farm Products Received by Farmers (By Classification) | **202**

## X. 국민계정

1. 경제활동별 국내총생산 성장기여도  
(2015 지수기준년 연쇄가격, 원계열)
- 2-1. 경제활동별 국내총생산 및 국민총소득  
(당해년가격, 원계열)
- 2-2. 경제활동별 국내총생산 및 국민총소득  
(2015 지수기준년 연쇄가격, 원계열)
- 3-1. 경제활동별 국내총생산 및 국민총소득  
(당해년가격, 계절조정)
- 3-2. 경제활동별 국내총생산 및 국민총소득  
(2015 지수기준년 연쇄가격, 계절조정)
4. 경제활동별 국내총생산 및 국민총소득  
(전년동기비, 2015 지수기준년 연쇄가격, 원계열)
5. 경제활동별 국내총생산(디플레이터, 지수, 원계열)
6. 총저축과 총투자(당해년가격, 원계열)

## XI. 정부·재정·금융

1. 통합재정수지
- 2-1. 예금취급기관개관표(종합표)
- 2-2. 예금취급기관개관표(중앙은행)
- 2-3. 예금취급기관개관표(기타예금취급기관)
3. 한국은행계정
4. 화폐발행잔액
5. 통화종별 화폐발행잔액
6. M2(광의통화) 상품별 구성내역(말잔)
7. 예금은행 지급준비액
8. 예금은행 예금주별 예금(말잔)
9. 예금은행 종별 요구불예금(말잔)
10. 예금은행 종별 저축성예금
11. 예금은행 지역별 예금(말잔)
12. 예금은행 지역별 대출금(말잔)
13. 예금은행 자금별 대출금(말잔)
14. 예금은행 산업별 대출금
15. 가계신용
16. 시장금리
17. 지역별 부도율
18. 어음 교환 및 부도
19. 증권거래
20. 증시자금 조달
21. 주요 공공채 발행 및 잔액
22. 코스피 200 선물 거래실적
23. 보험사업의 주요지표
24. 보험사업의 경영효율
25. 남북 인적교류현황

## XII. 무역·국제수지

1. 수출입 총관
2. 주요국별 수출
3. 주요국별 수입
4. 품목별 수출입
5. 국제수지
6. 무역지수 및 교역조건
7. 주요통화의 제정된 매매기준율
8. 외환보유액
9. 대미달러환율

## National Accounts

Contribution to Growth in Real GDP by Kind of Economic Activity  
(At Chained 2015 Prices, Original Series) | **205**  
GDP by Kind of Economic Activity and GNI  
(At Current Prices, Original Series) | **206**  
GDP by Kind of Economic Activity and GNI  
(At Chained 2015 Prices, Original Series) | **208**  
GDP by Kind of Economic Activity and GNI  
(At Current Prices, Seasonally Adjusted Series) | **210**  
GDP by Kind of Economic Activity and GNI  
(At Chained 2015 Prices, Seasonally Adjusted Series) | **212**  
GDP by Kind of Economic Activity and GNI  
(At Chained 2015 Prices, Original Series) | **214**  
GDP by Kind of Economic Activity (Deflator, Original Series) | **216**  
Gross Saving and Gross Investment (At Current Prices, Original Series) | **218**

## Government Finance and Service / Finance

Consolidated Central Government Balance | **221**  
Depository Corporations Survey | **222**  
Depository Corporations Survey (Central Bank) | **224**  
Depository Corporations Survey (Other Depository Corporations) | **226**  
Accounts of the Bank of Korea | **228**  
Bank Notes and Coins in Circulation | **230**  
Bank Notes and Coins in Circulation by Denomination | **231**  
M2 (Broad Money) by Type (End of) | **232**  
Reserves of Commercial & Specialized Banks | **233**  
Deposits at Commercial & Specialized Banks by Depositor (End of) | **234**  
Demand Deposits at Commercial & Specialized Banks by Type (End of) | **235**  
Time and Savings Deposits at Commercial & Specialized Banks by Type | **236**  
Deposits at Commercial & Specialized Banks by Province (End of) | **237**  
Loans and Discounts of Commercial & Specialized Banks by Province (End of) | **238**  
Loans and Discounts of Commercial & Specialized Banks by Fund (End of) | **239**  
Loans and Discounts of Commercial & Specialized Banks by Industry | **240**  
Credit to Households | **241**  
Market Interest Rates | **242**  
Dishonored Ratio by Province | **243**  
Cleared and Dishonored Checks and Bills | **244**  
Dealings in Securities | **245**  
Proceeds from Corporate Securities Offerings | **246**  
Issues and Outstanding Amounts of Principal Government & Public Bonds | **248**  
Trading Volume of for KOSPI 200 Futures | **249**  
Principal Indicators of Insurance Business | **250**  
Management Efficiency of Insurance Business | **252**  
Exchange of People between the South and the North Korea | **253**

## Trade and Balance of Payment

Summary of Exports and Imports | **257**  
Exports by Principal Country | **258**  
Imports by Principal Country | **261**  
Exports and Imports by Item | **264**  
Balance of Payments | **266**  
Trade Indexes and Terms of Trade Indexes | **268**  
Arbitrated Basic Exchange Rate of Major Currencies | **269**  
International Reserves | **270**  
Exchange Rates to US Dollars | **271**

10. 해외직접투자
11. 대외채무 및 대외채권
12. 국제투자 대조표(I)
13. 국제투자 대조표(II)

### XIII 환경·농림·수산

1. 일기일수
2. 기상관측
3. 대기중 중금속 오염도 현황
4. 주요 도시 빗물의 산도
5. 주요 도시별 대기오염도
6. 주요 강별 수질오염도
7. 화재발생 건수 및 피해
8. 연안의 수질현황
9. 원자재 수입동향
10. 축종별 농장수·가구수 및 마릿수
11. 어업별 생산량

### XIV 에너지

1. 에너지원별 생산·공급 및 수출입
2. 에너지 수급
3. 에너지 가격
4. 전력총괄
5. 판매 전력량

### 부 록

- 주요용어 해설  
색 인  
통계표 정보이용 안내  
통계간행물 및 마이크로데이터 안내  
통계정보 이용방법

- Overseas Direct Investments | **272**  
External Debt Position and External Assets in Debt Instruments | **273**  
International Investment Position (I) | **274**  
International Investment Position (II) | **274**

### Environment / Agriculture and Forestry / Fishery

- Weather Days | **279**  
Meteorological Observation | **280**  
Heavy Metal Concentrations in the Atmosphere | **284**  
Acidity(pH) of Rain in Major Cities | **285**  
Air Quality in Major Cities | **286**  
Water Quality by Major River | **292**  
Cases and Damages of Fires | **294**  
Water Quality of Coasts | **296**  
Import of Raw Materials | **297**  
Number of Breeding Farms & Households and Headcounts by Livestock Species | **298**  
Production by Fisheries | **299**

### Energy

- Energy Production, Supply and Import & Export by Source | **303**  
Energy Supply and Demand | **304**  
Retail Price of Energy | **306**  
Summary of Electric Power | **307**  
Electric Power Sold | **308**

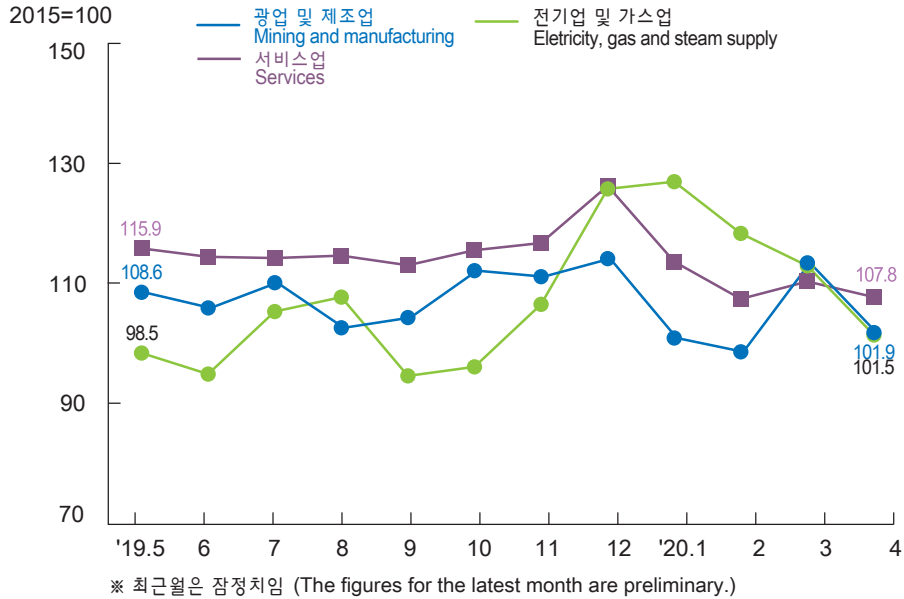
### Appendix

- Explanation of Terms | **313**  
Indexes | **328**  
Information on Statistical Tables | **349**  
Guide to the Publications and Micro Data of KOSTAT | **354**  
Method to Use Statistical Information | **369**

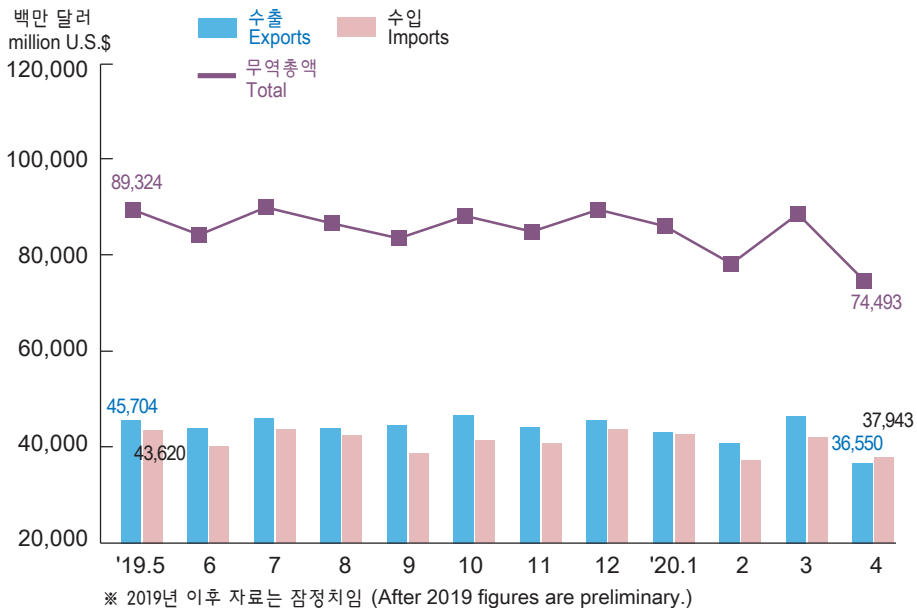
## 주요지표

Major Indicators

## 산업 활동 동향 Monthly Industrial Statistics



## 수출입 Exports & Imports





## MAJOR INDICATORS

|         | 1)<br>Population          |         |                                |            |                   | Labor                               |                                   |              |                                   |         |                                   |  |                                   |
|---------|---------------------------|---------|--------------------------------|------------|-------------------|-------------------------------------|-----------------------------------|--------------|-----------------------------------|---------|-----------------------------------|--|-----------------------------------|
|         | Live births               | Deaths  | Economically active population | Employment | Unemployment rate | 2)<br>Indices of Labor Productivity |                                   |              |                                   |         |                                   | Monthly earnings of regular employees  |                                   |
|         |                           |         |                                |            |                   | (10)                                |                                   |              |                                   |         |                                   | All industries (10 employees and more) | Over the same period of last year |
|         |                           |         |                                |            |                   | Industry                            | Over the same period of last year | Construction | Over the same period of last year | Service | Over the same period of last year |  |                                   |
|         |                           |         |                                |            |                   |                                     |                                   |              |                                   |         |                                   |  |                                   |
| person  | 1,000<br>Thousand persons | %       | 2015=100                       | %          | 2015=100          | %                                   | 2015=100                          | %            | won                               | %       |                                   |  |                                   |
| 2013    | 436,455                   | 266,257 | 26,108                         | 25,299     | 3.1               | 106.5                               | -0.8                              | 114.1        | 14.5                              | 100.9   | 1.8                               | 3,475,817                              | 3.7                               |
| 2014    | 435,435                   | 267,692 | 26,836                         | 25,897     | 3.5               | 103.7                               | -2.6                              | 108.6        | -4.9                              | 101.8   | 0.9                               | 3,575,397                              | 2.9                               |
| 2015    | 438,420                   | 275,895 | 27,153                         | 26,178     | 3.6               | 100.0                               | -3.5                              | 100.0        | -7.9                              | 100.0   | -1.7                              | 3,692,959                              | 3.3                               |
| 2016    | 406,243                   | 280,827 | 27,418                         | 26,409     | 3.7               | 102.8                               | 2.8                               | 105.7        | 5.7                               | 101.3   | 1.3                               | 3,838,705                              | 3.9                               |
| 2017    | 357,771                   | 285,534 | 27,748                         | 26,725     | 3.7               | 106.3                               | 3.4                               | 118.2        | 11.9                              | 102.5   | 1.3                               | 3,902,139                              | 1.7                               |
| 2018    | 326,822                   | 298,820 | 27,895                         | 26,822     | 3.8               | 109.9                               | 3.5                               | 116.0        | -1.9                              | 105.3   | 2.7                               | 4,098,098                              | 5.0                               |
| 2019    | 303,054                   | 295,132 | 28,186                         | 27,123     | 3.8               | 111.0                               | 1.0                               | 109.3        | -5.8                              | 105.6   | 0.3                               | 4,212,828                              | 2.8                               |
| 2018. 1 | 32,198                    | 31,550  | 27,232                         | 26,213     | 3.7               | -                                   | -                                 | -            | -                                 | -       | -                                 | -                                      | -                                 |
| 2       | 27,575                    | 25,001  | 27,348                         | 26,083     | 4.6               | -                                   | -                                 | -            | -                                 | -       | -                                 | -                                      | -                                 |
| 3       | 29,987                    | 25,252  | 27,811                         | 26,555     | 4.5               | 106.0                               | 2.4                               | 112.4        | 5.6                               | 103.3   | 4.5                               | 4,366,922                              | 8.6                               |
| 4       | 27,734                    | 23,963  | 28,029                         | 26,868     | 4.1               | -                                   | -                                 | -            | -                                 | -       | -                                 | -                                      | -                                 |
| 5       | 27,949                    | 23,996  | 28,184                         | 27,064     | 4.0               | -                                   | -                                 | -            | -                                 | -       | -                                 | -                                      | -                                 |
| 6       | 26,357                    | 22,596  | 28,161                         | 27,126     | 3.7               | 110.6                               | 4.3                               | 122.0        | 1.5                               | 105.4   | 2.4                               | 3,812,654                              | 3.3                               |
| 7       | 27,033                    | 23,886  | 28,123                         | 27,083     | 3.7               | -                                   | -                                 | -            | -                                 | -       | -                                 | -                                      | -                                 |
| 8       | 27,381                    | 23,937  | 28,039                         | 26,907     | 4.0               | -                                   | -                                 | -            | -                                 | -       | -                                 | -                                      | -                                 |
| 9       | 26,066                    | 22,906  | 28,079                         | 27,055     | 3.6               | 111.6                               | 6.6                               | 112.8        | -2.3                              | 105.6   | 5.5                               | 4,131,374                              | 4.3                               |
| 10      | 26,474                    | 25,010  | 28,063                         | 27,090     | 3.5               | -                                   | -                                 | -            | -                                 | -       | -                                 | -                                      | -                                 |
| 11      | 25,301                    | 24,200  | 28,092                         | 27,184     | 3.2               | -                                   | -                                 | -            | -                                 | -       | -                                 | -                                      | -                                 |
| 12      | 22,767                    | 26,523  | 27,582                         | 26,638     | 3.4               | 111.3                               | 0.4                               | 116.8        | -10.9                             | 106.8   | -1.6                              | 4,083,359                              | 3.7                               |
| 2019. 1 | 30,340                    | 27,365  | 27,455                         | 26,232     | 4.5               | -                                   | -                                 | -            | -                                 | -       | -                                 | -                                      | -                                 |
| 2       | 25,772                    | 22,926  | 27,649                         | 26,346     | 4.7               | -                                   | -                                 | -            | -                                 | -       | -                                 | -                                      | -                                 |
| 3       | 27,116                    | 24,983  | 28,002                         | 26,805     | 4.3               | 107.9                               | 1.7                               | 103.6        | -7.8                              | 106.7   | 3.3                               | 4,467,564                              | 2.3                               |
| 4       | 26,151                    | 23,837  | 28,284                         | 27,038     | 4.4               | -                                   | -                                 | -            | -                                 | -       | -                                 | -                                      | -                                 |
| 5       | 25,360                    | 24,750  | 28,468                         | 27,322     | 4.0               | -                                   | -                                 | -            | -                                 | -       | -                                 | -                                      | -                                 |
| 6       | 24,034                    | 23,031  | 28,545                         | 27,408     | 4.0               | 109.1                               | -1.3                              | 112.7        | -7.6                              | 104.6   | -0.8                              | 3,940,442                              | 3.4                               |
| 7       | 25,275                    | 23,211  | 28,480                         | 27,383     | 3.9               | -                                   | -                                 | -            | -                                 | -       | -                                 | -                                      | -                                 |
| 8       | 24,396                    | 23,689  | 28,216                         | 27,358     | 3.0               | -                                   | -                                 | -            | -                                 | -       | -                                 | -                                      | -                                 |
| 9       | 24,110                    | 23,581  | 28,288                         | 27,404     | 3.1               | 111.4                               | -0.1                              | 103.5        | -8.2                              | 103.7   | -1.7                              | 4,250,722                              | 2.9                               |
| 10      | 25,632                    | 25,579  | 28,373                         | 27,509     | 3.0               | -                                   | -                                 | -            | -                                 | -       | -                                 | -                                      | -                                 |
| 11      | 23,732                    | 25,414  | 28,380                         | 27,515     | 3.1               | -                                   | -                                 | -            | -                                 | -       | -                                 | -                                      | -                                 |
| 12      | 21,136                    | 26,764  | 28,095                         | 27,154     | 3.4               | 115.8                               | 4.1                               | 117.0        | 0.1                               | 107.6   | 0.7                               | 4,193,327                              | 2.7                               |
| 2020. 1 | 26,818                    | 28,471  | 27,952                         | 26,800     | 4.1               | -                                   | -                                 | -            | -                                 | -       | -                                 | -                                      | -                                 |
| 2       | 22,854                    | 25,419  | 27,991                         | 26,838     | 4.1               | -                                   | -                                 | -            | -                                 | -       | -                                 | -                                      | -                                 |
| 3       | 24,378                    | 25,879  | 27,789                         | 26,609     | 4.2               | -                                   | -                                 | -            | -                                 | -       | -                                 | -                                      | -                                 |
| 4       | -                         | -       | 27,734                         | 26,562     | 4.2               | -                                   | -                                 | -            | -                                 | -       | -                                 | -                                      | -                                 |
|         | - 1                       | - 1     | - 6, 7, 8                      | - 4        |                   | - 12                                |                                   |              |                                   |         |                                   | - 10                                   |                                   |

: 1) 2019, 2020

2) 2018, 2019

Note: 1) 2019, 2020 figures are preliminary.

2) 2018, 2019 figures are preliminary.

( )

|              | 가<br>Household income and expenditure  |                |                  |                              | 4)<br>Business conditions                    |                         |                  |                         |               |                         |                                     |
|--------------|--|----------------|------------------|------------------------------|--|-------------------------|------------------|-------------------------|---------------|-------------------------|-------------------------------------|
|              | 가 ( , 2 ) 가 <sup>3)</sup><br>Average monthly income and expenditure<br>(nationwide, 2 person and over) |                |                  |                              | 5)<br>Composite index of business indicators |                         |                  |                         |               |                         |                                     |
|              | Income   | Regular income | Irregular income | Non-consumption expenditures | Leading index                                | Over the previous month | Coincident index | Over the previous month | Lagging index | Over the previous month | Cycle of coincident composite index |
|              |  |                |                  |                              |  |                         |                  |                         |               |                         |                                     |
|              |  |                |                  |                              |  |                         |                  |                         |               |                         |                                     |
| Thousand won |  |                |                  | 2015=100                     | %  | 2015=100                | %                | 2015=100                | %             | 2015=100                |                                     |
| 2013         | 4,161.8  | 4,024.7        | 137.1            | 780.9                        | -  | -                       | -                | -                       | -             | -                       | -                                   |
| 2014         | 4,302.4  | 4,153.5        | 148.8            | 804.5                        | -  | -                       | -                | -                       | -             | -                       | -                                   |
| 2015         | 4,373.1  | 4,221.8        | 151.3            | 810.2                        | -  | -                       | -                | -                       | -             | -                       | -                                   |
| 2016         | 4,399.2  | 4,269.8        | 129.3            | 811.7                        | -  | -                       | -                | -                       | -             | -                       | -                                   |
| 2017         | -  | -              | -                | -                            | -  | -                       | -                | -                       | -             | -                       | -                                   |
| 2018         | -  | -              | -                | -                            | -  | -                       | -                | -                       | -             | -                       | -                                   |
| 2019         | -  | -              | -                | -                            | -  | -                       | -                | -                       | -             | -                       | -                                   |
| 2018. 1      | -  | -              | -                | -                            | 112.2  | 0.4                     | 109.0            | 0.3                     | 109.0         | 0.4                     | 101.0                               |
| 2            | -  | -              | -                | -                            | 112.5  | 0.3                     | 109.4            | 0.4                     | 109.3         | 0.3                     | 101.2                               |
| 3            | 4,763.0  | 4,721.4        | 41.5             | 995.5                        | 112.7  | 0.2                     | 109.8            | 0.4                     | 109.6         | 0.3                     | 101.3                               |
| 4            | -  | -              | -                | -                            | 112.7  | 0.0                     | 110.0            | 0.2                     | 109.9         | 0.3                     | 101.3                               |
| 5            | -  | -              | -                | -                            | 113.2  | 0.4                     | 110.1            | 0.1                     | 110.2         | 0.3                     | 101.1                               |
| 6            | 4,530.5  | 4,492.9        | 37.6             | 942.1                        | 113.5  | 0.3                     | 110.2            | 0.1                     | 110.6         | 0.4                     | 101.1                               |
| 7            | -  | -              | -                | -                            | 113.7  | 0.2                     | 110.3            | 0.1                     | 110.8         | 0.2                     | 100.9                               |
| 8            | -  | -              | -                | -                            | 113.6  | -0.1                    | 110.4            | 0.1                     | 111.1         | 0.3                     | 100.8                               |
| 9            | 4,747.9  | 4,704.9        | 43.0             | 1,065.0                      | 113.8  | 0.2                     | 110.4            | 0.0                     | 111.3         | 0.2                     | 100.6                               |
| 10           | -  | -              | -                | -                            | 113.9  | 0.1                     | 110.5            | 0.1                     | 111.7         | 0.4                     | 100.5                               |
| 11           | -  | -              | -                | -                            | 114.0  | 0.1                     | 110.6            | 0.1                     | 112.1         | 0.4                     | 100.3                               |
| 12           | 4,606.1  | 4,568.4        | 37.8             | 953.9                        | 114.0  | 0.0                     | 110.7            | 0.1                     | 112.5         | 0.4                     | 100.2                               |
| 2019. 1      | -  | -              | -                | -                            | 114.2  | 0.2                     | 110.8            | 0.1                     | 112.8         | 0.3                     | 100.2                               |
| 2            | -  | -              | -                | -                            | 114.4  | 0.2                     | 110.6            | -0.2                    | 113.1         | 0.3                     | 99.8                                |
| 3            | 5,168.2  | 5,084.5        | 83.7             | 1,086.0                      | 114.7  | 0.3                     | 110.8            | 0.2                     | 113.3         | 0.2                     | 99.7                                |
| 4            | -  | -              | -                | -                            | 115.1  | 0.3                     | 111.0            | 0.2                     | 113.6         | 0.3                     | 99.7                                |
| 5            | -  | -              | -                | -                            | 115.3  | 0.2                     | 111.4            | 0.4                     | 113.9         | 0.3                     | 99.9                                |
| 6            | 5,032.4  | 4,969.8        | 62.6             | 993.9                        | 115.4  | 0.1                     | 111.6            | 0.2                     | 114.2         | 0.3                     | 99.9                                |
| 7            | -  | -              | -                | -                            | 115.4  | 0.0                     | 111.7            | 0.1                     | 114.5         | 0.3                     | 99.8                                |
| 8            | -  | -              | -                | -                            | 115.7  | 0.3                     | 112.1            | 0.4                     | 114.8         | 0.3                     | 99.9                                |
| 9            | 5,222.4  | 5,162.2        | 60.2             | 1,094.5                      | 116.1  | 0.3                     | 112.3            | 0.2                     | 115.1         | 0.3                     | 100.0                               |
| 10           | -  | -              | -                | -                            | 116.8  | 0.6                     | 112.6            | 0.3                     | 115.4         | 0.3                     | 100.0                               |
| 11           | -  | -              | -                | -                            | 117.5  | 0.6                     | 112.7            | 0.1                     | 115.6         | 0.2                     | 99.9                                |
| 12           | 5,069.5  | 5,001.3        | 68.1             | 988.9                        | 118.3  | 0.7                     | 113.3            | 0.5                     | 115.9         | 0.3                     | 100.2                               |
| 2020. 1      | -  | -              | -                | -                            | 118.8  | 0.4                     | 113.8            | 0.4                     | 116.3         | 0.3                     | 100.4                               |
| 2            | -  | -              | -                | -                            | 119.0  | 0.2                     | 113.3            | -0.4                    | 116.6         | 0.3                     | 99.8                                |
| 3            | 5,358.3  | 5,207.8        | 150.5            | 1,067.4                      | 118.6  | -0.3                    | 112.1            | -1.1                    | 116.7         | 0.1                     | 98.6                                |
| 4            | -  | -              | -                | -                            | 118.4  | -0.2                    | 110.9            | -1.1                    | 116.7         | 0.0                     | 97.3                                |
|              | - 1  |                |                  |                              | - 1  |                         |                  |                         |               |                         |                                     |

: 3) 가 ( )

4) 10 (2019.9 )

5) 3 가

Note: 3) New classification data (nominal data) for the Household Income and Expenditure Survey

4) According to the 10th revision of the Composite Economic Indexes in September 2019, the component indicators and time series data of Composite Economic Indexes are altogether changed.

5) Recent three month figures are preliminary.

## MAJOR INDICATORS(Cont'd)

| 6)<br>Mining and manufacturing    |                               |                    |                               |                                 |                               |                    |                               |                                  |                               |                    |                               |                        |
|-----------------------------------|-------------------------------|--------------------|-------------------------------|---------------------------------|-------------------------------|--------------------|-------------------------------|----------------------------------|-------------------------------|--------------------|-------------------------------|------------------------|
| 7)                                |                               |                    |                               | 7)                              |                               |                    |                               | 7)9)                             |                               |                    |                               |                        |
| Industrial<br>production<br>index | Over the<br>previous<br>month | Manu-<br>facturing | Over the<br>previous<br>month | Producers'<br>shipment<br>index | Over the<br>previous<br>month | Manu-<br>facturing | Over the<br>previous<br>month | Producers'<br>inventory<br>index | Over the<br>previous<br>month | Manu-<br>facturing | Over the<br>previous<br>month |                        |
|                                   |                               |                    |                               |                                 |                               |                    |                               |                                  |                               |                    |                               |                        |
| 2015=100                          | %                             | 2015=100           | %                             | 2015=100                        | %                             | 2015=100           | %                             | 2015=100                         | %                             | 2015=100           | %                             |                        |
| 100.1                             | 0.7                           | 100.0              | 0.7                           | 99.9                            | 0.8                           | 99.7               | 0.8                           | 97.0                             | 4.4                           | 97.0               | 4.4                           | 2013                   |
| 100.3                             | 0.2                           | 100.3              | 0.2                           | 99.9                            | -0.0                          | 99.7               | 0.1                           | 94.5                             | -2.5                          | 94.6               | -2.4                          | 2014                   |
| 100.0                             | -0.3                          | 100.0              | -0.3                          | 100.0                           | 0.1                           | 100.0              | 0.3                           | 99.6                             | 5.4                           | 99.6               | 5.3                           | 2015                   |
| 102.2                             | 2.2                           | 102.3              | 2.3                           | 101.5                           | 1.5                           | 101.5              | 1.5                           | 96.4                             | -3.2                          | 96.4               | -3.2                          | 2016                   |
| 104.8                             | 2.5                           | 104.7              | 2.3                           | 102.8                           | 1.3                           | 102.6              | 1.1                           | 105.1                            | 9.0                           | 105.1              | 9.0                           | 2017                   |
| 106.4                             | 1.5                           | 106.1              | 1.3                           | 102.9                           | 0.1                           | 102.4              | -0.2                          | 112.2                            | 6.8                           | 112.2              | 6.8                           | 2018                   |
| 106.3                             | -0.1                          | 106.2              | 0.1                           | 102.2                           | -0.7                          | 101.8              | -0.6                          | 108.9                            | -2.9                          | 108.9              | -2.9                          | 2019                   |
| 105.1                             | 1.4                           | 104.8              | 1.6                           | 102.2                           | 1.7                           | 101.7              | 1.9                           | 106.8                            | 0.3                           | 106.8              | 0.3                           | 1. 2018                |
| 106.6                             | 1.4                           | 106.3              | 1.4                           | 102.7                           | 0.5                           | 102.1              | 0.4                           | 107.6                            | 0.7                           | 107.6              | 0.7                           | 2                      |
| 104.9                             | -1.6                          | 104.8              | -1.4                          | 101.4                           | -1.3                          | 101.1              | -1.0                          | 108.1                            | 0.5                           | 108.1              | 0.5                           | 3                      |
| 107.1                             | 2.1                           | 107.1              | 2.2                           | 102.5                           | 1.1                           | 102.1              | 1.0                           | 109.0                            | 0.8                           | 109.0              | 0.8                           | 4                      |
| 107.5                             | 0.4                           | 107.5              | 0.4                           | 105.3                           | 2.7                           | 105.0              | 2.8                           | 107.7                            | -1.2                          | 107.7              | -1.2                          | 5                      |
| 107.7                             | 0.2                           | 107.5              | 0.0                           | 104.3                           | -0.9                          | 103.7              | -1.2                          | 109.4                            | 1.6                           | 109.4              | 1.6                           | 6                      |
| 107.8                             | 0.1                           | 107.3              | -0.2                          | 103.8                           | -0.5                          | 103.0              | -0.7                          | 108.3                            | -1.0                          | 108.3              | -1.0                          | 7                      |
| 109.1                             | 1.2                           | 108.7              | 1.3                           | 105.7                           | 1.8                           | 105.2              | 2.1                           | 109.2                            | 0.8                           | 109.2              | 0.8                           | 8                      |
| 106.5                             | -2.4                          | 106.5              | -2.0                          | 104.6                           | -1.0                          | 104.2              | -1.0                          | 108.0                            | -1.1                          | 108.0              | -1.1                          | 9                      |
| 108.0                             | 1.4                           | 108.0              | 1.4                           | 105.6                           | 1.0                           | 105.1              | 0.9                           | 109.2                            | 1.1                           | 109.2              | 1.1                           | 10                     |
| 105.9                             | -1.9                          | 105.8              | -2.0                          | 103.0                           | -2.5                          | 102.5              | -2.5                          | 111.8                            | 2.4                           | 111.8              | 2.4                           | 11                     |
| 104.5                             | -1.3                          | 104.3              | -1.4                          | 100.3                           | -2.6                          | 99.7               | -2.7                          | 114.0                            | 2.0                           | 114.0              | 2.0                           | 12                     |
| 105.0                             | 0.5                           | 104.8              | 0.5                           | 102.1                           | 1.8                           | 101.5              | 1.8                           | 110.9                            | -2.7                          | 110.9              | -2.7                          | 1. 2019                |
| 102.4                             | -2.5                          | 102.0              | -2.7                          | 100.1                           | -2.0                          | 99.5               | -2.0                          | 111.7                            | 0.7                           | 111.7              | 0.7                           | 2                      |
| 103.9                             | 1.5                           | 103.7              | 1.7                           | 102.4                           | 2.3                           | 102.1              | 2.6                           | 109.3                            | -2.1                          | 109.3              | -2.1                          | 3                      |
| 105.7                             | 1.7                           | 105.5              | 1.7                           | 101.5                           | -0.9                          | 100.8              | -1.3                          | 112.4                            | 2.8                           | 112.4              | 2.8                           | 4                      |
| 104.9                             | -0.8                          | 104.7              | -0.8                          | 101.1                           | -0.4                          | 100.6              | -0.2                          | 112.7                            | 0.3                           | 112.7              | 0.3                           | 5                      |
| 105.2                             | 0.3                           | 105.1              | 0.4                           | 101.9                           | 0.8                           | 101.5              | 0.9                           | 111.7                            | -0.9                          | 111.7              | -0.9                          | 6                      |
| 107.6                             | 2.3                           | 107.6              | 2.4                           | 103.3                           | 1.4                           | 103.0              | 1.5                           | 114.4                            | 2.4                           | 114.4              | 2.4                           | 7                      |
| 106.2                             | -1.3                          | 106.0              | -1.5                          | 104.2                           | 0.9                           | 103.9              | 0.9                           | 112.7                            | -1.5                          | 112.7              | -1.5                          | 8                      |
| 108.0                             | 1.7                           | 107.9              | 1.8                           | 104.6                           | 0.4                           | 104.3              | 0.4                           | 113.8                            | 1.0                           | 113.8              | 1.0                           | 9                      |
| 106.9                             | -1.0                          | 107.0              | -0.8                          | 103.1                           | -1.4                          | 102.9              | -1.3                          | 113.3                            | -0.4                          | 113.3              | -0.4                          | 10                     |
| 107.4                             | 0.5                           | 107.4              | 0.4                           | 101.9                           | -1.2                          | 101.5              | -1.4                          | 113.5                            | 0.2                           | 113.5              | 0.2                           | 11                     |
| 111.3                             | 3.6                           | 111.5              | 3.8                           | 105.1                           | 3.1                           | 105.0              | 3.4                           | 110.7                            | -2.5                          | 110.7              | -2.5                          | 12                     |
| 109.6                             | -1.5                          | 109.8              | -1.5                          | 101.0                           | -3.9                          | 100.8              | -4.0                          | 115.4                            | 4.2                           | 115.4              | 4.2                           | 1. 2020                |
| 105.5                             | -3.7                          | 105.4              | -4.0                          | 98.2                            | -2.8                          | 97.8               | -3.0                          | 116.6                            | 1.0                           | 116.6              | 1.0                           | 2                      |
| 110.5                             | 4.7                           | 110.7              | 5.0                           | 104.4                           | 6.3                           | 104.3              | 6.6                           | 115.8                            | -0.7                          | 115.8              | -0.7                          | 3                      |
| 103.9                             | -6.0                          | 103.6              | -6.4                          | 97.5                            | -6.6                          | 96.8               | -7.2                          | 115.3                            | -0.4                          | 115.3              | -0.4                          | 4                      |
| - 2                               |                               |                    |                               | - 3                             |                               |                    |                               | - 4                              |                               |                    |                               | Reference<br>table No. |

: 6) 2

7)

8)

9) 12

Note: 6) Recent two month figures are preliminary.

7) Yearly figures are original index and monthly figures are seasonally adjusted series.

8) Yearly figures are over the last year.

9) Yearly figures refer to end of year.

( )

|         | Industrial activities                                 |  |                   |  |  | Construction   |  |   |  | Retail, Wholesale  |       |
|---------|---|--|-------------------|--|--|--|--|---|--|--|-------|
|         | Manu-<br>facturing<br>production<br>capacity<br>index | 가  |                   | ( , )  |  | Value of<br>domestic<br>construction<br>orders<br>received | Over the<br>same month<br>of last year | 가   |  | Sales index<br>by retail<br>business<br>type<br>(constant) |       |
|         |   | Manu-<br>facturing<br>operation<br>ratio index | 가                 | Value of<br>domestic<br>machinery<br>orders received<br>(Excluding<br>vessels,<br>constant prices) | Over the<br>same month<br>of last year |  |  | Permitted<br>floor area for<br>building<br>construction | Over the<br>same month<br>of last year |  |       |
|         |   |  |                   |  |  |  |  |   |  |  |       |
|         | 2015=100  | %  | 10<br>Billion won | %  | 10<br>Billion won                      | %  | 1000㎡<br>Thou.sq.m                     | %   | 2015=100                               |  |       |
| 2013    | 97.5  | 103.0  | 76.5              | 24,645.2   | 6.5                                    | 77,884.7   | -12.9                                  | 127,066   | -7.3                                   | 94.1   |       |
| 2014    | 99.1  | 102.0  | 76.1              | 28,260.6   | 14.7                                   | 90,605.5   | 16.3                                   | 141,347   | 11.2                                   | 96.1   |       |
| 2015    | 100.0   | 100.0  | 74.5              | 27,226.7   | -3.7                                   | 134,493.5  | 48.4                                   | 189,840   | 34.3                                   | 100.0  |       |
| 2016    | 102.0   | 99.0   | 73.5              | 28,113.5   | 3.3                                    | 145,385.8  | 8.1                                    | 178,955   | -5.7                                   | 103.9  |       |
| 2017    | 103.1   | 98.4   | 73.5              | 33,273.0   | 18.4                                   | 142,966.5  | -1.7                                   | 171,875   | -4.0                                   | 105.9  |       |
| 2018    | 103.0   | 98.8   | 73.8              | 34,856.6   | 4.8                                    | 143,292.0  | 0.2                                    | 160,964   | -6.3                                   | 110.5  |       |
| 2019    | 102.9   | 98.5   | 73.2              | 34,549.0   | -0.9                                   | 152,143.1  | 6.2                                    | 144,291   | -10.4                                  | 113.1  |       |
| 2018. 1 | 102.3   | 97.6   | 73.1              | 3,556.1  | 57.5                                   | 12,950.0   | 58.1                                   | 12,876  | 3.5                                    | 105.3  |       |
|         | 2   | 102.3  | 86.2              | 74.6   | 2,440.4                                | -5.4   | 9,460.0                                | -23.3   | 12,874                                 | 2.2  | 101.7 |
|         | 3   | 102.0  | 101.4             | 72.7   | 3,461.7                                | 3.7  | 11,827.2                               | 46.3  | 14,285                                 | 5.3  | 113.3 |
| 4       | 102.2   | 100.0  | 73.5              | 3,131.7  | 8.3                                    | 9,244.4  | -37.1                                  | 14,377  | 5.7                                    | 109.9  |       |
| 5       | 102.2   | 102.0  | 74.9              | 2,929.8  | 9.1                                    | 13,675.0   | 19.3                                   | 13,110  | -13.5                                  | 112.8  |       |
| 6       | 102.7   | 101.2  | 74.0              | 3,015.9  | -10.3                                  | 11,336.5   | -10.2                                  | 14,451  | -12.1                                  | 108.7  |       |
| 7       | 103.2   | 100.4  | 73.5              | 2,783.1  | -5.8                                   | 10,618.0   | 23.2                                   | 16,458  | 24.8                                   | 110.8  |       |
| 8       | 103.3   | 97.6   | 75.4              | 2,612.9  | 6.6                                    | 9,100.8  | -29.2                                  | 11,335  | -16.4                                  | 107.0  |       |
| 9       | 103.7   | 94.0   | 73.4              | 2,535.4  | -0.6                                   | 10,694.3   | -12.4                                  | 10,944  | -33.2                                  | 110.0  |       |
| 10      | 103.9   | 104.6  | 74.7              | 2,727.6  | 10.7                                   | 10,718.3   | 10.0                                   | 12,073  | -11.1                                  | 113.6  |       |
| 11      | 104.1   | 101.8  | 73.5              | 2,525.6  | -17.1                                  | 11,925.0   | 3.6                                    | 14,096  | -5.3                                   | 116.2  |       |
| 12      | 103.9   | 99.0   | 72.5              | 3,136.2  | 16.4                                   | 21,742.5   | 5.3                                    | 14,085  | -14.5                                  | 116.4  |       |
| 2019. 1 | 103.0   | 96.8   | 73.1              | 2,721.5  | -23.5                                  | 9,080.7  | -29.9                                  | 10,500  | -18.5                                  | 109.8  |       |
|         | 2   | 102.6  | 82.4              | 71.0   | 2,454.3                                | 0.6  | 7,562.4                                | -20.1   | 11,420                                 | -11.3  | 99.8  |
|         | 3   | 102.7  | 98.3              | 71.7   | 3,340.2                                | -3.5   | 15,697.3                               | 32.7  | 13,087                                 | -8.4   | 116.0 |
| 4       | 102.1   | 100.1  | 72.4              | 3,091.4  | -1.3                                   | 13,105.5   | 41.8                                   | 12,906  | -10.2                                  | 111.4  |       |
| 5       | 102.2   | 101.8  | 72.4              | 3,008.2  | 2.7                                    | 10,390.6   | -24.0                                  | 10,953  | -16.5                                  | 116.6  |       |
| 6       | 102.3   | 98.9   | 72.2              | 2,810.1  | -6.8                                   | 11,450.1   | 1.0                                    | 10,400  | -28.0                                  | 110.0  |       |
| 7       | 102.6   | 103.6  | 74.5              | 2,590.0  | -6.9                                   | 8,348.3  | -21.4                                  | 12,459  | -24.3                                  | 110.5  |       |
| 8       | 102.3   | 96.2   | 74.0              | 2,372.9  | -9.2                                   | 8,597.5  | -5.5                                   | 10,670  | -5.9                                   | 111.4  |       |
| 9       | 102.6   | 96.9   | 75.3              | 2,487.1  | -1.9                                   | 14,266.7   | 33.4                                   | 10,892  | -0.5                                   | 113.3  |       |
| 10      | 103.1   | 103.7  | 74.2              | 2,556.6  | -6.3                                   | 15,106.5   | 40.9                                   | 13,225  | 9.5                                    | 115.8  |       |
| 11      | 104.6   | 100.8  | 73.0              | 2,765.9  | 9.5                                    | 13,334.9   | 11.8                                   | 12,531  | -11.1                                  | 120.5  |       |
| 12      | 104.5   | 102.7  | 75.1              | 4,350.8  | 38.7                                   | 25,202.7   | 15.9                                   | 15,248  | 8.3                                    | 121.6  |       |
| 2020. 1 | 103.8   | 91.6   | 75.3              | 3,341.5  | 22.8                                   | 10,159.2   | 11.9                                   | 8,689   | -17.2                                  | 111.8  |       |
|         | 2   | 103.8  | 90.2              | 70.7   | 2,894.8                                | 17.9   | 10,714.0                               | 41.7  | 12,490                                 | 9.4  | 97.4  |
|         | 3   | 104.0  | 103.2             | 74.3   | 3,663.6                                | 9.7  | 11,994.1                               | -23.6   | 12,051                                 | -7.9   | 106.7 |
| 4       | 103.9   | 91.6   | 68.6              | 3,085.9  | -0.2                                   | 7,227.5  | -44.9                                  | 11,069  | -14.2                                  | 108.9  |       |
|         | - 9   | - 8  | - 11              | - 11   | - 1, 3                                 | - 2  | - 5                                    |   |  |  |       |

( )

| 가<br>Price                                 |   |                  |          |                            |  |  |  |                                |        |                        |                    |                        |
|--|---|------------------|----------|----------------------------|--|--|--|--------------------------------|--------|------------------------|--------------------|------------------------|
| 가  |   |                  |          | 가                          |  |  |  | 가                              |        | 가가                     |                    |                        |
| CPI by<br>commodi-<br>ties and<br>services | Over the<br>same<br>month of<br>last year | Commodi-<br>ties | Services | Producer<br>price<br>index | Over the<br>same month<br>of last year | Agri.,<br>forest &<br>marine<br>products | Manu-<br>facturing<br>industry<br>products | Export & import<br>price index |        | Farmer price index     |                    |                        |
|  |   |                  |          |                            |  |  |  | 가                              | 가      | 가<br>가                 | 가<br>가             |                        |
|  |   |                  |          |                            |  |  |  | Export                         | Import | Received<br>by farmers | Paid by<br>farmers |                        |
| 2015=100                                   | %   | 2015=100         |          | 2015=100                   | %                                      | 2015=100                                 |  | 2015=100<br>₩on basis          |        | 2015=100               |                    |                        |
| 98.048                                     | 1.301                                     | 99.769           | 96.680   | 104.74                     | -1.6                                   | 97.11                                    | 109.55                                     | 112.19                         | 127.76 | 99.5                   | 98.3               | 2013                   |
| 99.298                                     | 1.275                                     | 100.697          | 98.189   | 104.18                     | -0.5                                   | 97.74                                    | 107.22                                     | 105.50                         | 118.12 | 97.8                   | 99.4               | 2014                   |
| 100.000                                    | 0.707                                     | 100.000          | 100.000  | 100.00                     | -4.0                                   | 100.00                                   | 100.00                                     | 100.00                         | 100.00 | 100.0                  | 100.0              | 2015                   |
| 100.97                                     | 0.97                                      | 99.40            | 102.25   | 98.18                      | -1.8                                   | 105.84                                   | 96.49                                      | 96.70                          | 95.78  | 102.9                  | 99.3               | 2016                   |
| 102.93                                     | 1.94                                      | 101.31           | 104.25   | 101.57                     | 3.5                                    | 112.63                                   | 101.10                                     | 102.64                         | 102.04 | 107.6                  | 100.9              | 2017                   |
| 104.45                                     | 1.48                                      | 102.65           | 105.92   | 103.48                     | 1.9                                    | 116.65                                   | 103.31                                     | 103.41                         | 108.43 | 108.5                  | 102.5              | 2018                   |
| 104.85                                     | 0.38                                      | 102.35           | 106.91   | 103.50                     | 0.0                                    | 114.01                                   | 102.28                                     | 99.94                          | 109.34 | 109.1                  | 104.1              | 2019                   |
| 103.42                                     | 0.76                                      | 101.50           | 104.97   | 102.52                     | 1.2                                    | 111.20                                   | 102.34                                     | 101.04                         | 103.37 | -                      | -                  | 1. 2018                |
| 104.21                                     | 1.25                                      | 102.66           | 105.46   | 102.95                     | 1.2                                    | 116.30                                   | 102.65                                     | 102.27                         | 103.84 | -                      | -                  | 2                      |
| 104.10                                     | 1.22                                      | 102.16           | 105.68   | 102.91                     | 1.2                                    | 114.72                                   | 102.62                                     | 100.82                         | 104.39 | 110.8                  | 101.6              | 3                      |
| 104.29                                     | 1.53                                      | 102.28           | 105.94   | 103.04                     | 1.5                                    | 115.80                                   | 102.68                                     | 101.00                         | 105.53 | -                      | -                  | 4                      |
| 104.34                                     | 1.47                                      | 102.23           | 106.08   | 103.34                     | 2.1                                    | 114.93                                   | 103.20                                     | 102.75                         | 108.64 | -                      | -                  | 5                      |
| 104.13                                     | 1.48                                      | 101.99           | 105.86   | 103.37                     | 2.5                                    | 111.75                                   | 103.52                                     | 103.55                         | 110.01 | 104.7                  | 102.2              | 6                      |
| 103.93                                     | 1.12                                      | 101.32           | 106.09   | 103.85                     | 2.9                                    | 116.85                                   | 103.95                                     | 106.14                         | 111.50 | -                      | -                  | 7                      |
| 104.85                                     | 1.43                                      | 103.04           | 106.32   | 104.32                     | 2.9                                    | 126.25                                   | 104.08                                     | 106.09                         | 111.18 | -                      | -                  | 8                      |
| 105.65                                     | 2.09                                      | 104.94           | 106.20   | 104.62                     | 2.5                                    | 128.21                                   | 104.42                                     | 106.30                         | 113.03 | 107.6                  | 102.7              | 9                      |
| 105.46                                     | 2.00                                      | 104.40           | 106.28   | 104.26                     | 2.1                                    | 115.94                                   | 104.55                                     | 106.82                         | 115.02 | -                      | -                  | 10                     |
| 104.71                                     | 2.04                                      | 103.01           | 106.10   | 103.53                     | 1.5                                    | 112.28                                   | 103.46                                     | 103.48                         | 109.36 | -                      | -                  | 11                     |
| 104.35                                     | 1.32                                      | 102.24           | 106.09   | 103.03                     | 0.9                                    | 115.56                                   | 102.24                                     | 100.61                         | 105.31 | 109.2                  | 103.4              | 12                     |
| 104.24                                     | 0.79                                      | 101.57           | 106.44   | 102.92                     | 0.4                                    | 115.71                                   | 101.71                                     | 99.23                          | 105.14 | -                      | -                  | 1. 2019                |
| 104.69                                     | 0.46                                      | 101.94           | 106.95   | 103.02                     | 0.1                                    | 111.79                                   | 101.93                                     | 99.65                          | 107.47 | -                      | -                  | 2                      |
| 104.49                                     | 0.37                                      | 101.68           | 106.79   | 103.38                     | 0.5                                    | 113.39                                   | 102.44                                     | 99.84                          | 109.28 | 111.6                  | 103.1              | 3                      |
| 104.87                                     | 0.56                                      | 102.40           | 106.90   | 103.68                     | 0.6                                    | 114.91                                   | 102.71                                     | 100.51                         | 111.21 | -                      | -                  | 4                      |
| 105.05                                     | 0.68                                      | 102.75           | 106.94   | 103.79                     | 0.4                                    | 112.24                                   | 103.03                                     | 103.07                         | 113.57 | -                      | -                  | 5                      |
| 104.88                                     | 0.72                                      | 102.40           | 106.91   | 103.50                     | 0.1                                    | 111.64                                   | 102.46                                     | 100.79                         | 109.36 | 108.1                  | 104.4              | 6                      |
| 104.56                                     | 0.61                                      | 101.41           | 107.16   | 103.50                     | -0.3                                   | 111.58                                   | 102.28                                     | 100.44                         | 110.23 | -                      | -                  | 7                      |
| 104.81                                     | -0.04                                     | 101.66           | 107.40   | 103.74                     | -0.6                                   | 115.24                                   | 102.41                                     | 101.81                         | 111.01 | -                      | -                  | 8                      |
| 105.20                                     | -0.43                                     | 103.26           | 106.77   | 103.80                     | -0.8                                   | 117.92                                   | 102.36                                     | 100.96                         | 110.73 | 101.5                  | 104.3              | 9                      |
| 105.46                                     | 0.00                                      | 103.55           | 107.01   | 103.56                     | -0.7                                   | 112.42                                   | 102.18                                     | 98.87                          | 108.14 | -                      | -                  | 10                     |
| 104.87                                     | 0.15                                      | 102.52           | 106.80   | 103.41                     | -0.1                                   | 113.39                                   | 101.86                                     | 96.74                          | 107.11 | -                      | -                  | 11                     |
| 105.12                                     | 0.74                                      | 103.05           | 106.81   | 103.70                     | 0.7                                    | 117.94                                   | 102.04                                     | 97.41                          | 108.83 | 107.9                  | 104.7              | 12                     |
| 105.79                                     | 1.49                                      | 103.88           | 107.33   | 104.08                     | 1.1                                    | 121.95                                   | 101.92                                     | 96.75                          | 107.94 | -                      | -                  | 1. 2020                |
| 105.80                                     | 1.06                                      | 103.81           | 107.40   | 103.74                     | 0.7                                    | 118.16                                   | 101.45                                     | 97.63                          | 106.39 | -                      | -                  | 2                      |
| 105.54                                     | 1.00                                      | 103.33           | 107.34   | 102.82                     | -0.5                                   | 119.53                                   | 99.85                                      | 96.08                          | 100.70 | -                      | -                  | 3                      |
| 104.95                                     | 0.08                                      | 102.30           | 107.12   | 102.08                     | -1.5                                   | 119.71                                   | 98.37                                      | 94.54                          | 95.52  | -                      | -                  | 4                      |
| - 7  |   |                  |          | - 1                        |  |  |  | - 9                            |        | - 13                   | - 12               | Reference<br>table No. |

( )

|         | 10)<br>National accounts                    |   |                                     |  |  |                    |                   |  | 11)<br>Public finance |             |                |  |
|---------|---|---|-------------------------------------|--|--|--------------------|-------------------|--|-----------------------|-------------|----------------|--|
|         | ( )   | ('15<br>가 )   | 1<br>(<br>GN I )                    | ('15<br>가 )  |  |                    | 가<br>( '15<br>가 ) |  | Consolidated          | Central     | Government     | Balance  |
|         | Gross<br>national<br>income (at<br>current) | Gross<br>domestic<br>products (at<br>chained<br>2015<br>prices) | Per capita<br>G N I (at<br>current) | Growth<br>rate of<br>GDP<br>(at<br>chaine<br>d 2015<br>prices) | Agricul-<br>ture,<br>forestry &<br>fishing | Manu-<br>facturing | Service           | Final<br>consumption<br>expenditure<br>of household<br>(at chained<br>2015 prices) | Revenues              | Expenditure | Net<br>lending | Consolida-<br>ted Central<br>Governme-<br>nt Balance |
|         | 10<br>Billion won                           |   | US\$                                | %  |  |                    | 10<br>Billion won |  | 10                    | Billion won |                |  |
|         |   |   |                                     |  |  |                    |                   |  |                       |             |                |  |
| 2013    | 1,510,384.9                                 | 1,562,673.6   | 27,351                              | 3.2  | 4.2  | 3.1                | 3.6               | 745,678.5  | -                     | -           | -              | -  |
| 2014    | 1,570,493.3                                 | 1,612,717.5   | 29,384                              | 3.2  | 5.1  | 3.2                | 3.1               | 760,603.1  | -                     | -           | -              | -  |
| 2015    | 1,663,206.6                                 | 1,658,020.4   | 28,814                              | 2.8  | -0.2                                       | 1.7                | 3.1               | 777,068.1  | -                     | -           | -              | -  |
| 2016    | 1,747,143.5                                 | 1,706,880.3   | 29,394                              | 2.9  | -5.6                                       | 2.3                | 2.9               | 794,746.1  | -                     | -           | -              | -  |
| 2017    | 1,843,180.9                                 | 1,760,811.5   | 31,734                              | 3.2  | 2.3  | 3.7                | 2.6               | 817,303.9  | -                     | -           | -              | -  |
| 2018    | 1,898,452.7                                 | 1,807,735.9   | 33,434                              | 2.7  | 1.5  | 3.4                | 3.2               | 839,748.7  | -                     | -           | -              | -  |
| 2019    | 1,931,641.7                                 | 1,844,489.9   | 32,047                              | 2.0  | 2.4  | 1.4                | 2.7               | 855,498.0  | -                     | -           | -              | -  |
| 2018. 1 | -   | -   | -                                   | -  | -  | -                  | -                 | -  | 48,754                | 33,441      | 265            | 15,048   |
| 2       | -   | -   | -                                   | -  | -  | -                  | -                 | -  | 73,408                | 70,783      | 1,748          | 877  |
| 3       | 451,320.6                                   | 428,661.9   | -                                   | 2.8  | 8.0  | 1.4                | 3.8               | 209,967.9  | 114,632               | 110,778     | 5,619          | -1,766   |
| 4       | -   | -   | -                                   | -  | -  | -                  | -                 | -  | 160,798               | 153,480     | 7,074          | 244  |
| 5       | -   | -   | -                                   | -  | -  | -                  | -                 | -  | 202,793               | 185,634     | 8,489          | 8,670  |
| 6       | 467,527.8                                   | 450,843.1   | -                                   | 2.9  | 2.3  | 3.3                | 3.4               | 204,366.6  | 230,943               | 224,410     | 10,053         | -3,520   |
| 7       | -   | -   | -                                   | -  | -  | -                  | -                 | -  | 276,088               | 254,943     | 11,925         | 9,220  |
| 8       | -   | -   | -                                   | -  | -  | -                  | -                 | -  | 309,467               | 279,799     | 13,674         | 15,993   |
| 9       | 488,080.6                                   | 453,044.9   | -                                   | 2.1  | -2.3                                       | 3.0                | 2.7               | 209,477.5  | 339,609               | 310,624     | 14,954         | 14,031   |
| 10      | -   | -   | -                                   | -  | -  | -                  | -                 | -  | 381,115               | 337,053     | 15,409         | 28,653   |
| 11      | -   | -   | -                                   | -  | -  | -                  | -                 | -  | 408,637               | 354,877     | 16,352         | 37,409   |
| 12      | 491,523.6                                   | 475,186.0   | -                                   | 2.9  | 0.4  | 5.6                | 2.7               | 215,936.7  | 438,262               | 389,610     | 17,489         | 31,163   |
| 2019. 1 | -   | -   | -                                   | -  | -  | -                  | -                 | -  | 49,100                | 41,559      | 647            | 6,893  |
| 2       | -   | -   | -                                   | -  | -  | -                  | -                 | -  | 73,087                | 82,436      | 2,455          | -11,804  |
| 3       | 456,234.5                                   | 435,808.6   | -                                   | 1.7  | 1.6  | 1.3                | 2.3               | 214,079.8  | 114,056               | 124,257     | 7,120          | -17,321  |
| 4       | -   | -   | -                                   | -  | -  | -                  | -                 | -  | 161,037               | 177,624     | 9,306          | -25,893  |
| 5       | -   | -   | -                                   | -  | -  | -                  | -                 | -  | 203,841               | 212,130     | 10,815         | -19,104  |
| 6       | 478,139.9                                   | 460,059.4   | -                                   | 2.0  | 0.4  | 0.8                | 2.7               | 208,445.4  | 231,992               | 257,656     | 12,828         | -38,492  |
| 7       | -   | -   | -                                   | -  | -  | -                  | -                 | -  | 277,504               | 288,705     | 13,089         | -24,289  |
| 8       | -   | -   | -                                   | -  | -  | -                  | -                 | -  | 307,828               | 316,036     | 14,132         | -22,340  |
| 9       | 495,130.9                                   | 462,319.7   | -                                   | 2.0  | 4.2  | 1.8                | 2.7               | 213,069.9  | 338,086               | 349,274     | 15,358         | -26,547  |
| 10      | -   | -   | -                                   | -  | -  | -                  | -                 | -  | 382,629               | 377,968     | 16,056         | -11,394  |
| 11      | -   | -   | -                                   | -  | -  | -                  | -                 | -  | 409,618               | 399,821     | 17,704         | -7,906   |
| 12      | 502,136.4                                   | 486,302.3   | -                                   | 2.3  | 2.9  | 1.7                | 3.0               | 219,902.9  | 443,853               | 436,698     | 19,152         | -11,997  |
| 2020. 1 | -   | -   | -                                   | -  | -  | -                  | -                 | -  | 49,003                | 48,447      | 251            | 306  |
| 2       | -   | -   | -                                   | -  | -  | -                  | -                 | -  | 73,056                | 95,869      | 3,436          | -26,249  |
| 3       | -   | 441,455.7   | -                                   | 1.3  | -1.2                                       | 3.2                | 0.2               | -  | 111,402               | 147,781     | 8,912          | -45,292  |
| 4       | -   | -   | -                                   | -  | -  | -                  | -                 | -  | -                     | -           | -              | -  |
|         | - 2   | -   | -                                   | - 4  | -  | -                  | -                 | -  | - 1                   |             |                |  |

: 10) 2018

12) M1 = ( , 11) ) + , 12

13) M2 = M1 + . + + + ( MMF )

14) Lf = M2 + 2 + + + ( , ( M3)

15)

## MAJOR INDICATORS (Cont'd)

## Finance

| Bank<br>notes &<br>coin in<br>circulation | (M1) <sup>12)</sup>     |   | (M2) <sup>13)</sup>    |   | (Lf) <sup>14)</sup>   |   | <sup>15)</sup>              |                               | Turnover<br>ratio of<br>demand<br>deposit | ( ,<br>Ratio of<br>dishonored<br>(all, value) | ( ,<br>KOSPI<br>(average) |                        |
|---|-------------------------|---|------------------------|---|---|---|-----------------------------|-------------------------------|---|---|---------------------------|------------------------|
|   | Narrow<br>money<br>(M1) | Over the<br>same<br>month of<br>last year | Broad<br>money<br>(M2) | Over the<br>same<br>month of<br>last year | Liquidity<br>aggregates<br>of financial<br>institutions<br>(Lf) | Over the<br>same<br>month of<br>last year | Deposits at<br>CBs &<br>SBs | Time &<br>savings<br>deposits |   |   |                           |                        |
|   |                         |   |                        |   |   |   |                             |                               |   |   |                           |                        |
| 10<br>Billion won                         | %                       | 10<br>Billion won                         | %                      | 10<br>Billion won                         | %   | 10<br>Billion won                         | turnover                    | %                             | 1980.1=100                                |   |                           |                        |
| 63,366                                    | 515,643                 | 9.7                                       | 1,920,795              | 4.6                                       | 2,615,094   | 6.5                                       | 1,009,685                   | 898,280                       | 28.9                                      | 0.14  | 1,960.5                   | 2013                   |
| 74,945                                    | 585,823                 | 13.6                                      | 2,077,234              | 8.1                                       | 2,841,785   | 8.7                                       | 1,080,543                   | 957,728                       | 26.7                                      | 0.19  | 1,982.2                   | 2014                   |
| 86,757                                    | 708,453                 | 20.9                                      | 2,247,375              | 8.2                                       | 3,098,949   | 9.0                                       | 1,163,727                   | 1,008,309                     | 24.3                                      | 0.17  | 2,011.9                   | 2015                   |
| 97,382                                    | 795,531                 | 12.3                                      | 2,407,459              | 7.1                                       | 3,344,920   | 7.9                                       | 1,240,974                   | 1,061,034                     | 20.9                                      | 0.11  | 1,987.0                   | 2016                   |
| 107,908                                   | 849,862                 | 6.8                                       | 2,530,354              | 5.1                                       | 3,565,893   | 6.6                                       | 1,305,558                   | 1,111,281                     | 19.1                                      | 0.15  | 2,311.4                   | 2017                   |
| 115,389                                   | 865,852                 | 1.9                                       | 2,700,362              | 6.7                                       | 3,824,268   | 7.2                                       | 1,394,987                   | 1,192,593                     | 19.3                                      | 0.13  | 2,325.0                   | 2018                   |
| 125,699                                   | 952,923                 | 10.1                                      | 2,913,610              | 7.9                                       | 4,134,278   | 8.1                                       | 1,515,520                   | 1,290,972                     | 18.7                                      | 0.08  | 2,106.1                   | 2019                   |
| 108,535                                   | 828,768                 | 6.1                                       | 2,554,844              | 6.4                                       | 3,581,961   | 7.0                                       | 1,296,039                   | 1,109,853                     | 20.9                                      | 0.15  | 2,520.9                   | 1. 2018                |
| 112,752                                   | 840,023                 | 7.0                                       | 2,569,313              | 5.9                                       | 3,610,769   | 6.9                                       | 1,312,410                   | 1,121,489                     | 17.9                                      | 0.09  | 2,439.1                   | 2                      |
| 109,524                                   | 851,585                 | 7.3                                       | 2,584,208              | 6.0                                       | 3,633,741   | 7.0                                       | 1,324,169                   | 1,132,926                     | 20.4                                      | 0.12  | 2,451.6                   | 3                      |
| 109,613                                   | 836,600                 | 5.5                                       | 2,584,177              | 5.6                                       | 3,630,231   | 6.2                                       | 1,320,697                   | 1,129,794                     | 20.4                                      | 0.19  | 2,458.2                   | 4                      |
| 110,517                                   | 836,585                 | 5.7                                       | 2,609,835              | 6.5                                       | 3,663,596   | 7.0                                       | 1,333,028                   | 1,141,170                     | 18.7                                      | 0.22  | 2,461.3                   | 5                      |
| 110,069                                   | 861,938                 | 5.6                                       | 2,632,341              | 6.8                                       | 3,697,152   | 7.2                                       | 1,353,052                   | 1,153,934                     | 18.8                                      | 0.14  | 2,394.5                   | 6                      |
| 110,474                                   | 837,164                 | 5.0                                       | 2,634,790              | 6.7                                       | 3,698,558   | 6.7                                       | 1,341,176                   | 1,150,449                     | 19.7                                      | 0.10  | 2,284.3                   | 7                      |
| 110,585                                   | 833,299                 | 4.1                                       | 2,642,505              | 6.4                                       | 3,722,900   | 7.0                                       | 1,350,743                   | 1,158,704                     | 18.5                                      | 0.07  | 2,283.8                   | 8                      |
| 116,455                                   | 853,227                 | 1.9                                       | 2,661,729              | 6.0                                       | 3,751,108   | 7.0                                       | 1,369,706                   | 1,175,161                     | 16.4                                      | 0.14  | 2,307.3                   | 9                      |
| 113,860                                   | 840,308                 | 2.7                                       | 2,682,253              | 7.2                                       | 3,776,778   | 7.7                                       | 1,379,617                   | 1,188,032                     | 20.2                                      | 0.09  | 2,153.5                   | 10                     |
| 114,081                                   | 837,248                 | 2.0                                       | 2,687,143              | 6.5                                       | 3,790,490   | 7.4                                       | 1,375,816                   | 1,184,181                     | 19.5                                      | 0.18  | 2,083.3                   | 11                     |
| 115,389                                   | 865,852                 | 1.9                                       | 2,700,362              | 6.7                                       | 3,824,268   | 7.2                                       | 1,394,987                   | 1,192,593                     | 20.4                                      | 0.07  | 2,070.1                   | 12                     |
| 121,247                                   | 853,095                 | 2.9                                       | 2,712,850              | 6.2                                       | 3,838,757   | 7.2                                       | 1,384,872                   | 1,189,078                     | 20.7                                      | 0.07  | 2,102.0                   | 1. 2019                |
| 118,575                                   | 859,399                 | 2.3                                       | 2,739,656              | 6.6                                       | 3,873,346   | 7.3                                       | 1,405,014                   | 1,204,788                     | 16.3                                      | 0.08  | 2,210.2                   | 2                      |
| 117,381                                   | 879,180                 | 3.2                                       | 2,763,165              | 6.9                                       | 3,908,081   | 7.5                                       | 1,425,961                   | 1,221,759                     | 18.6                                      | 0.14  | 2,161.9                   | 3                      |
| 118,058                                   | 866,316                 | 3.6                                       | 2,760,407              | 6.8                                       | 3,918,052   | 7.9                                       | 1,421,596                   | 1,218,524                     | 20.2                                      | 0.13  | 2,212.1                   | 4                      |
| 118,679                                   | 867,518                 | 3.7                                       | 2,773,218              | 6.3                                       | 3,939,473   | 7.5                                       | 1,430,198                   | 1,226,859                     | 18.4                                      | 0.08  | 2,086.9                   | 5                      |
| 118,398                                   | 891,884                 | 3.5                                       | 2,813,933              | 6.9                                       | 3,993,040   | 8.0                                       | 1,454,393                   | 1,240,659                     | 17.3                                      | 0.09  | 2,105.3                   | 6                      |
| 118,785                                   | 870,348                 | 4.0                                       | 2,807,362              | 6.5                                       | 3,996,494   | 8.1                                       | 1,447,589                   | 1,243,447                     | 19.8                                      | 0.08  | 2,079.5                   | 7                      |
| 120,383                                   | 884,436                 | 6.1                                       | 2,848,885              | 7.8                                       | 4,046,432   | 8.7                                       | 1,471,689                   | 1,262,993                     | 17.7                                      | 0.05  | 1,944.2                   | 8                      |
| 123,376                                   | 893,504                 | 4.7                                       | 2,853,964              | 7.2                                       | 4,053,811   | 8.1                                       | 1,481,332                   | 1,267,959                     | 17.5                                      | 0.07  | 2,045.2                   | 9                      |
| 122,698                                   | 886,111                 | 5.5                                       | 2,871,952              | 7.1                                       | 4,077,469   | 8.0                                       | 1,486,030                   | 1,276,483                     | 18.8                                      | 0.08  | 2,065.8                   | 10                     |
| 123,559                                   | 915,038                 | 9.3                                       | 2,917,439              | 8.6                                       | 4,127,453   | 8.9                                       | 1,510,877                   | 1,297,959                     | 18.4                                      | 0.04  | 2,128.8                   | 11                     |
| 125,699                                   | 952,923                 | 10.1                                      | 2,913,610              | 7.9                                       | 4,134,278   | 8.1                                       | 1,515,520                   | 1,290,972                     | 20.3                                      | 0.07  | 2,147.0                   | 12                     |
| 131,930                                   | 944,941                 | 10.8                                      | 2,922,453              | 7.7                                       | 4,151,286   | 8.1                                       | 1,503,577                   | 1,283,618                     | 18.7                                      | 0.08  | 2,203.4                   | 1. 2020                |
| 129,812                                   | 985,115                 | 14.6                                      | 2,977,984              | 8.7                                       | 4,205,222   | 8.6                                       | 1,542,734                   | 1,304,125                     | 17.1                                      | 0.02  | 2,167.1                   | 2                      |
| 130,190                                   | 1,007,632               | 14.6                                      | 2,986,839              | 8.1                                       | 4,222,031   | 8.0                                       | 1,577,106                   | 1,333,943                     | 19.5                                      | 0.08  | 1,786.8                   | 3                      |
| 133,312                                   | -                       | -   | -                      | -   | -   | -   | -                           | -                             | -   | 0.08  | 1,849.6                   | 4                      |
| - 4                                       | -                       |   | - 6                    |   | -   |   | - 8                         | - 10                          | -   | - 18  | - 19                      | Reference<br>table No. |

Note: 10) After 2018 figures are preliminary. 11) Monthly data represent accumulative figures of the year. Data for December represent data of the entire year.

12) M1 = currency in circulation + demand deposits &amp; savings deposits with transferability

13) M2 = M1 + periodical time deposits + installment savings + marketable instruments + yield based dividend instruments + financial debentures + others (financial instruments with a maturity of more than two years are excluded)

14) Lf = M2 + liquid financial instruments with a maturity of 2 years or more of depository corporations + deposits of Korea securities finance cooperation + insurance reserves of life insurance companies

15) Including government time and savings deposits

( )  
MAJOR INDICATORS (Cont'd)

|                      | Trade and Balance of Payment |                     |                                       |                 |           |           |                             |                           |       |
|----------------------|------------------------------|---------------------|---------------------------------------|-----------------|-----------|-----------|-----------------------------|---------------------------|-------|
|                      | Exports                      | Imports             | 16)<br><br>Exchange rates<br>to US \$ | 1)              |           |           | 1)<br><br>Financial account | 1)<br><br>Capital account |       |
|                      |                              |                     |                                       | Current account |           |           |                             |                           |       |
|                      |                              |                     |                                       |                 | Goods     | Services  |                             |                           |       |
|                      |                              |                     |                                       |                 |           |           |                             |                           |       |
| 100<br>Million US \$ | 1<br>Won per US\$            | 100<br>Million US\$ |                                       |                 |           |           |                             |                           |       |
| 2013                 | 559,632.4                    | 515,585.5           | 1,055.3                               | 77,258.9        | 80,259.0  | -6,328.8  | 78,260.7                    | -27.0                     |       |
| 2014                 | 572,664.6                    | 525,514.5           | 1,099.2                               | 83,029.6        | 86,145.0  | -3,290.1  | 86,349.4                    | -8.9                      |       |
| 2015                 | 526,756.5                    | 436,499.0           | 1,172.0                               | 105,118.6       | 120,275.0 | -14,625.8 | 102,784.5                   | -60.2                     |       |
| 2016                 | 495,425.9                    | 406,192.9           | 1,208.5                               | 97,923.7        | 116,461.7 | -17,338.4 | 99,811.3                    | -46.2                     |       |
| 2017                 | 573,694.4                    | 478,478.3           | 1,071.4                               | 75,230.9        | 113,592.9 | -36,734.1 | 84,425.3                    | -26.8                     |       |
| 2018                 | 604,859.7                    | 535,202.4           | 1,118.1                               | 77,466.5        | 110,086.8 | -29,369.4 | 76,934.4                    | 316.7                     |       |
| 2019                 | 542,232.6                    | 503,342.9           | 1,157.8                               | 59,971.2        | 76,856.0  | -23,020.8 | 60,950.5                    | -64.2                     |       |
| 2018.                | 1                            | 49,221.3            | 45,805.3                              | 1,071.5         | 2,556.9   | 7,338.0   | -4,654.4                    | 4,640.5                   | -6.1  |
|                      | 2                            | 44,523.5            | 41,722.2                              | 1,071.0         | 3,226.7   | 4,793.3   | -2,723.5                    | 3,634.2                   | -13.3 |
|                      | 3                            | 51,309.9            | 44,897.8                              | 1,066.5         | 5,210.4   | 9,216.5   | -2,314.0                    | 5,340.9                   | 1.7   |
|                      | 4                            | 49,850.2            | 43,694.0                              | 1,076.2         | 1,490.4   | 9,402.2   | -1,970.1                    | 37.2                      | 47.7  |
|                      | 5                            | 50,687.8            | 44,458.7                              | 1,081.3         | 8,792.3   | 10,550.2  | -1,930.4                    | 8,438.8                   | 11.8  |
|                      | 6                            | 51,079.4            | 45,000.2                              | 1,121.7         | 7,980.1   | 9,413.5   | -2,230.8                    | 5,227.1                   | -6.7  |
|                      | 7                            | 51,810.3            | 44,917.0                              | 1,116.7         | 8,874.4   | 10,685.3  | -2,837.4                    | 10,504.8                  | -6.7  |
|                      | 8                            | 51,180.4            | 44,360.8                              | 1,108.8         | 8,581.2   | 10,927.6  | -2,127.7                    | 8,506.4                   | -3.9  |
|                      | 9                            | 50,650.2            | 41,032.9                              | 1,112.7         | 11,235.5  | 13,105.2  | -2,479.1                    | 9,881.3                   | 73.3  |
|                      | 10                           | 54,860.3            | 48,480.6                              | 1,140.6         | 9,473.6   | 10,522.2  | -2,055.0                    | 10,656.5                  | 82.3  |
|                      | 11                           | 51,479.5            | 46,808.2                              | 1,121.8         | 5,130.6   | 7,504.9   | -2,193.6                    | 3,406.3                   | -9.5  |
|                      | 12                           | 48,206.8            | 44,024.7                              | 1,118.1         | 4,914.4   | 6,627.9   | -1,853.4                    | 6,660.4                   | 146.1 |
| 2019.                | 1                            | 46,168.9            | 45,153.4                              | 1,117.2         | 3,296.4   | 5,752.9   | -3,534.5                    | 2,739.3                   | -29.4 |
|                      | 2                            | 39,481.8            | 36,651.4                              | 1,117.8         | 3,850.3   | 5,424.4   | -1,543.0                    | 3,071.4                   | -14.8 |
|                      | 3                            | 47,003.2            | 41,992.3                              | 1,137.8         | 5,039.6   | 8,338.7   | -2,100.8                    | 6,295.4                   | 5.4   |
|                      | 4                            | 48,781.2            | 45,047.2                              | 1,158.2         | -393.2    | 5,608.9   | -1,269.5                    | 674.7                     | -19.5 |
|                      | 5                            | 45,703.9            | 43,619.7                              | 1,190.0         | 5,175.5   | 5,503.1   | -950.6                      | 4,911.9                   | 37.1  |
|                      | 6                            | 44,008.4            | 40,104.8                              | 1,156.8         | 5,665.3   | 6,269.3   | -2,139.4                    | 5,935.4                   | -2.4  |
|                      | 7                            | 46,078.2            | 43,762.2                              | 1,182.0         | 6,584.6   | 6,182.4   | -1,547.7                    | 5,792.5                   | -3.6  |
|                      | 8                            | 44,020.1            | 42,457.3                              | 1,215.2         | 4,860.7   | 4,630.9   | -1,557.5                    | 4,167.1                   | -0.6  |
|                      | 9                            | 44,629.1            | 38,741.5                              | 1,201.3         | 7,759.1   | 8,698.7   | -2,261.7                    | 6,071.9                   | -5.4  |
|                      | 10                           | 46,648.8            | 41,396.5                              | 1,168.4         | 7,827.2   | 8,028.2   | -1,718.7                    | 10,242.3                  | -14.7 |
|                      | 11                           | 44,040.7            | 40,729.2                              | 1,179.3         | 5,974.8   | 7,390.9   | -1,893.9                    | 5,341.0                   | -4.6  |
|                      | 12                           | 45,668.3            | 43,687.4                              | 1,157.8         | 4,330.9   | 5,027.6   | -2,503.5                    | 5,707.6                   | -11.7 |
| 2020.                | 1                            | 43,122.9            | 42,790.0                              | 1,183.5         | 1,006.5   | 1,928.8   | -2,481.0                    | 2,554.3                   | -16.3 |
|                      | 2                            | 40,892.3            | 37,168.9                              | 1,215.9         | 6,366.9   | 6,419.6   | -1,332.9                    | 5,498.5                   | -3.6  |
|                      | 3                            | 46,352.8            | 42,092.7                              | 1,222.6         | 6,231.7   | 6,995.7   | -1,463.1                    | 5,770.4                   | -20.1 |
|                      | 4                            | 36,550.0            | 37,942.8                              | 1,225.2         | -         | -         | -                           | -                         | -     |
|                      | - 1                          |                     | - 9                                   | - 5             |           |           |                             |                           |       |

: 16) , KEB

Note: 16) Provided by KEB HANA Bank at the end of months, year.

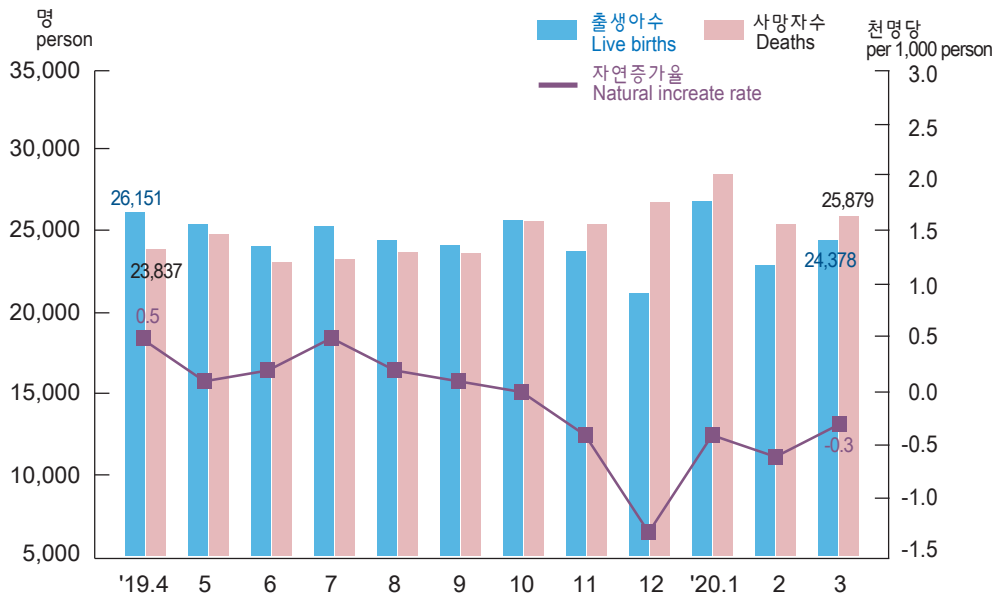


# I . 인구

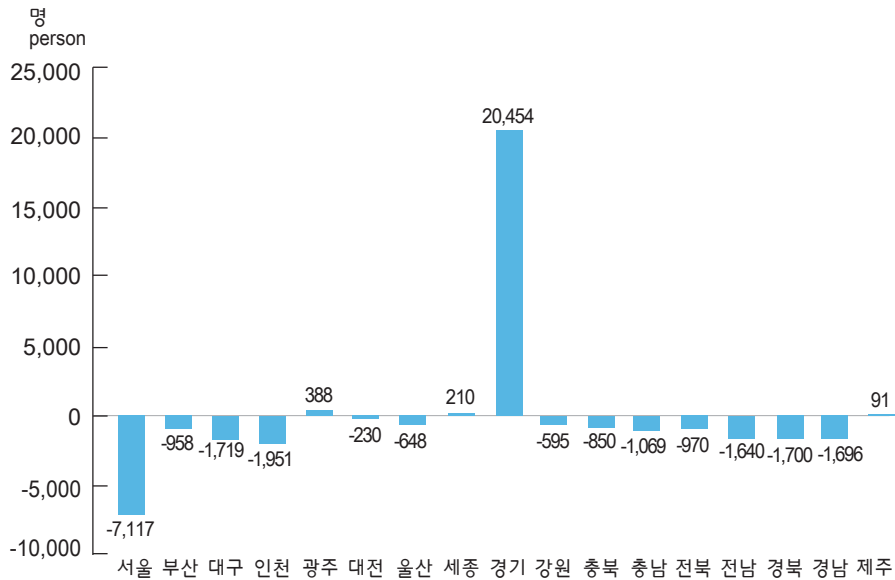
## Population

|                   |    |
|-------------------|----|
| 1. 인구동향 .....     | 13 |
| 2. 인구이동 .....     | 14 |
| 3. 시도별 순이동 .....  | 16 |
| 4. 주요국 입국현황 ..... | 18 |

## 인 구 동 향 Vital Statistics



## 2020년 4월 순이동 Net Migrants in Apr 2020



# 1.

## Vital Statistics

|                   |    | In person, case |         |           |          |
|-------------------|----|-----------------|---------|-----------|----------|
|                   |    | 1)              | 1)      | 2)        | 2)       |
|                   |    | Live births     | Deaths  | Marriages | Divorces |
| 2015              |    | 438,420         | 275,895 | 302,828   | 109,153  |
| 2016              |    | 406,243         | 280,827 | 281,635   | 107,328  |
| 2017              |    | 357,771         | 285,534 | 264,455   | 106,032  |
| 2018              |    | 326,822         | 298,820 | 257,622   | 108,684  |
| 2019              |    | 303,054         | 295,132 | 239,159   | 110,831  |
| 2018.             | 8  | 27,381          | 23,937  | 19,345    | 9,293    |
|                   | 9  | 26,066          | 22,906  | 14,344    | 7,826    |
|                   | 10 | 26,474          | 25,010  | 21,856    | 10,548   |
|                   | 11 | 25,301          | 24,200  | 22,801    | 10,087   |
|                   | 12 | 22,767          | 26,523  | 26,818    | 8,916    |
| 2019.             | 1  | 30,340          | 27,365  | 21,326    | 9,691    |
|                   | 2  | 25,772          | 22,926  | 18,199    | 8,204    |
|                   | 3  | 27,116          | 24,983  | 19,549    | 9,071    |
|                   | 4  | 26,151          | 23,837  | 20,026    | 9,536    |
|                   | 5  | 25,360          | 24,750  | 23,045    | 9,861    |
|                   | 6  | 24,034          | 23,031  | 17,942    | 8,680    |
|                   | 7  | 25,275          | 23,211  | 19,178    | 9,497    |
|                   | 8  | 24,396          | 23,689  | 18,336    | 9,054    |
|                   | 9  | 24,110          | 23,581  | 15,798    | 9,010    |
|                   | 10 | 25,632          | 25,579  | 20,327    | 9,859    |
|                   | 11 | 23,732          | 25,414  | 20,488    | 9,199    |
|                   | 12 | 21,136          | 26,764  | 24,945    | 9,169    |
| 2020.             | 1  | 26,818          | 28,471  | 19,823    | 8,832    |
|                   | 2  | 22,854          | 25,419  | 19,104    | 8,232    |
|                   | 3  | 24,378          | 25,879  | 19,359    | 7,298    |
| By province       |    |                 |         |           |          |
| Seoul             |    | 4,165           | 3,860   | 3,975     | 1,069    |
| Busan             |    | 1,353           | 1,945   | 1,128     | 257      |
| Daegu             |    | 991             | 1,403   | 753       | 208      |
| Incheon           |    | 1,477           | 1,279   | 1,073     | 402      |
| Gwangju           |    | 666             | 684     | 522       | 186      |
| Daejeon           |    | 657             | 623     | 548       | 254      |
| Ulsan             |    | 597             | 456     | 474       | 156      |
| Sejong            |    | 331             | 107     | 142       | 44       |
| Gyeonggi-do       |    | 6,916           | 5,292   | 5,230     | 2,014    |
| Gangwon-do        |    | 721             | 988     | 518       | 276      |
| Chungcheongbuk-do |    | 726             | 987     | 627       | 272      |
| Chungcheongnam-do |    | 1,111           | 1,329   | 761       | 353      |
| Jeollabuk-do      |    | 744             | 1,220   | 517       | 390      |
| Jeollanam-do      |    | 917             | 1,479   | 613       | 287      |
| Gyeongsangbuk-do  |    | 1,175           | 1,972   | 830       | 298      |
| Gyeongsangnam-do  |    | 1,488           | 1,895   | 1,062     | 614      |
| Jeju-do           |    | 344             | 359     | 296       | 104      |

: 1) 2019, 2020

Note: 1) 2019, 2020 figures are preliminary.

2) 2019, 2020

2) 2019, 2020 figures are preliminary and the whole nation includes

Korean nationals living abroad.

Source: Statistics Korea

## 2.

|                   |    | Total migrants |           | Intra-province |           |              |              | Inter-province |              |
|-------------------|----|----------------|-----------|----------------|-----------|--------------|--------------|----------------|--------------|
|                   |    |                |           | Intra-county   |           | Inter-county |              |                |              |
|                   |    |                |           |                |           | In-migrants  | Out-migrants | In-migrants    | Out-migrants |
| 2013              |    | 7,411,784      | 7,411,784 | 2,864,028      | 2,124,327 | 2,124,327    | 2,423,429    | 2,423,429      |              |
| 2014              |    | 7,629,098      | 7,629,098 | 2,957,867      | 2,163,435 | 2,163,435    | 2,507,796    | 2,507,796      |              |
| 2015              |    | 7,755,286      | 7,755,286 | 3,014,020      | 2,189,842 | 2,189,842    | 2,551,424    | 2,551,424      |              |
| 2016              |    | 7,378,430      | 7,378,430 | 2,840,295      | 2,084,793 | 2,084,793    | 2,453,342    | 2,453,342      |              |
| 2017              |    | 7,154,226      | 7,154,226 | 2,701,400      | 2,041,896 | 2,041,896    | 2,410,930    | 2,410,930      |              |
| 2018              |    | 7,297,099      | 7,297,099 | 2,776,681      | 2,091,234 | 2,091,234    | 2,429,184    | 2,429,184      |              |
| 2019              |    | 7,104,398      | 7,104,398 | 2,659,826      | 2,059,624 | 2,059,624    | 2,384,948    | 2,384,948      |              |
| 2018.             | 11 | 614,814        | 614,814   | 248,734        | 176,386   | 176,386      | 189,694      | 189,694        |              |
|                   | 12 | 617,349        | 617,349   | 230,909        | 178,348   | 178,348      | 208,092      | 208,092        |              |
| 2019.             | 1  | 667,227        | 667,227   | 234,956        | 193,445   | 193,445      | 238,826      | 238,826        |              |
|                   | 2  | 702,329        | 702,329   | 235,680        | 205,268   | 205,268      | 261,381      | 261,381        |              |
|                   | 3  | 641,449        | 641,449   | 233,866        | 185,239   | 185,239      | 222,344      | 222,344        |              |
|                   | 4  | 587,293        | 587,293   | 228,355        | 168,989   | 168,989      | 189,949      | 189,949        |              |
|                   | 5  | 569,020        | 569,020   | 224,136        | 161,692   | 161,692      | 183,192      | 183,192        |              |
|                   | 6  | 484,468        | 484,468   | 188,125        | 139,855   | 139,855      | 156,488      | 156,488        |              |
|                   | 7  | 563,622        | 563,622   | 214,682        | 162,732   | 162,732      | 186,208      | 186,208        |              |
|                   | 8  | 565,607        | 565,607   | 212,149        | 163,949   | 163,949      | 189,509      | 189,509        |              |
|                   | 9  | 517,785        | 517,785   | 196,628        | 150,136   | 150,136      | 171,021      | 171,021        |              |
|                   | 10 | 594,081        | 594,081   | 234,419        | 175,332   | 175,332      | 184,330      | 184,330        |              |
|                   | 11 | 565,735        | 565,735   | 221,233        | 165,946   | 165,946      | 178,556      | 178,556        |              |
|                   | 12 | 645,782        | 645,782   | 235,597        | 187,041   | 187,041      | 223,144      | 223,144        |              |
| 2020.             | 1  | 647,272        | 647,272   | 227,111        | 188,199   | 188,199      | 231,962      | 231,962        |              |
|                   | 2  | 780,471        | 780,471   | 272,067        | 232,519   | 232,519      | 275,885      | 275,885        |              |
|                   | 3  | 766,192        | 766,192   | 282,397        | 223,575   | 223,575      | 260,220      | 260,220        |              |
|                   | 4  | 614,262        | 614,262   | 249,856        | 177,011   | 177,011      | 187,395      | 187,395        |              |
| Seoul             |    | 127,208        | 134,325   | 39,658         | 51,015    | 51,015       | 36,535       | 43,652         |              |
| Busan             |    | 41,008         | 41,966    | 14,082         | 17,187    | 17,187       | 9,739        | 10,697         |              |
| Daegu             |    | 26,826         | 28,545    | 9,516          | 10,619    | 10,619       | 6,691        | 8,410          |              |
| Incheon           |    | 36,537         | 38,488    | 14,576         | 11,337    | 11,337       | 10,624       | 12,575         |              |
| Gwangju           |    | 19,521         | 19,133    | 7,252          | 6,659     | 6,659        | 5,610        | 5,222          |              |
| Daejeon           |    | 18,178         | 18,408    | 5,697          | 6,080     | 6,080        | 6,401        | 6,631          |              |
| Ulsan             |    | 11,083         | 11,731    | 4,029          | 3,808     | 3,808        | 3,246        | 3,894          |              |
| Sejong            |    | 4,571          | 4,361     | 1,741          | 0         | 0            | 2,830        | 2,620          |              |
| Gyeonggi-do       |    | 168,095        | 147,641   | 71,930         | 42,836    | 42,836       | 53,329       | 32,875         |              |
| Gangwon-do        |    | 16,900         | 17,495    | 8,582          | 2,707     | 2,707        | 5,611        | 6,206          |              |
| Chungcheongbuk-do |    | 16,583         | 17,433    | 9,150          | 1,897     | 1,897        | 5,536        | 6,386          |              |
| Chungcheongnam-do |    | 21,396         | 22,465    | 9,426          | 3,236     | 3,236        | 8,734        | 9,803          |              |
| Jeollabuk-do      |    | 19,116         | 20,086    | 10,607         | 3,920     | 3,920        | 4,589        | 5,559          |              |
| Jeollanam-do      |    | 18,167         | 19,807    | 7,931          | 3,896     | 3,896        | 6,340        | 7,980          |              |
| Gyeongsangbuk-do  |    | 28,090         | 29,790    | 13,867         | 4,979     | 4,979        | 9,244        | 10,944         |              |
| Gyeongsangnam-do  |    | 32,365         | 34,061    | 16,780         | 5,930     | 5,930        | 9,655        | 11,351         |              |
| Jeju-do           |    | 8,618          | 8,527     | 5,032          | 905       | 905          | 2,681        | 2,590          |              |

## 2. Internal Migrants

|         |           | In person      |              |                |              |              |                |              |
|---------|-----------|----------------|--------------|----------------|--------------|--------------|----------------|--------------|
|         |           | Total migrants |              | Intra-province |              |              | Inter-province |              |
|         |           |                |              | Intra-county   | Inter-county |              |                |              |
|         |           | In-migrants    | Out-migrants |                | In-migrants  | Out-migrants | In-migrants    | Out-migrants |
| Total   |           | 614,262        | 614,262      | 249,856        | 177,011      | 177,011      | 187,395        | 187,395      |
| 0 - 4   | years old | 25,737         | 25,737       | 11,685         | 7,375        | 7,375        | 6,677          | 6,677        |
| 5 - 9   |           | 21,848         | 21,848       | 12,576         | 4,985        | 4,985        | 4,287          | 4,287        |
| 10 - 14 |           | 16,283         | 16,283       | 9,509          | 3,781        | 3,781        | 2,993          | 2,993        |
| 15 - 19 |           | 24,206         | 24,206       | 11,263         | 6,041        | 6,041        | 6,902          | 6,902        |
| 20 - 24 |           | 59,101         | 59,101       | 18,467         | 15,132       | 15,132       | 25,502         | 25,502       |
| 25 - 29 |           | 83,356         | 83,356       | 26,432         | 25,050       | 25,050       | 31,874         | 31,874       |
| 30 - 34 |           | 68,916         | 68,916       | 24,107         | 22,856       | 22,856       | 21,953         | 21,953       |
| 35 - 39 |           | 60,705         | 60,705       | 24,043         | 18,950       | 18,950       | 17,712         | 17,712       |
| 40 - 44 |           | 44,696         | 44,696       | 19,436         | 12,907       | 12,907       | 12,353         | 12,353       |
| 45 - 49 |           | 45,534         | 45,534       | 20,855         | 12,942       | 12,942       | 11,737         | 11,737       |
| 50 - 54 |           | 43,086         | 43,086       | 19,628         | 12,202       | 12,202       | 11,256         | 11,256       |
| 55 - 59 |           | 38,788         | 38,788       | 17,099         | 11,177       | 11,177       | 10,512         | 10,512       |
| 60 - 64 |           | 31,760         | 31,760       | 13,381         | 9,118        | 9,118        | 9,261          | 9,261        |
| 65 - 69 |           | 18,143         | 18,143       | 7,704          | 5,364        | 5,364        | 5,075          | 5,075        |
| 70 - 74 |           | 11,717         | 11,717       | 5,112          | 3,312        | 3,312        | 3,293          | 3,293        |
| 75 - 79 |           | 8,753          | 8,753        | 3,796          | 2,489        | 2,489        | 2,468          | 2,468        |
| 80      | and over  | 11,633         | 11,633       | 4,763          | 3,330        | 3,330        | 3,540          | 3,540        |
| Male    |           | 312,995        | 312,995      | 124,676        | 89,963       | 89,963       | 98,356         | 98,356       |
| 0 - 4   | years old | 13,343         | 13,343       | 6,085          | 3,884        | 3,884        | 3,374          | 3,374        |
| 5 - 9   |           | 11,185         | 11,185       | 6,462          | 2,587        | 2,587        | 2,136          | 2,136        |
| 10 - 14 |           | 8,694          | 8,694        | 4,973          | 2,070        | 2,070        | 1,651          | 1,651        |
| 15 - 19 |           | 12,230         | 12,230       | 5,764          | 3,085        | 3,085        | 3,381          | 3,381        |
| 20 - 24 |           | 27,199         | 27,199       | 8,911          | 6,774        | 6,774        | 11,514         | 11,514       |
| 25 - 29 |           | 43,463         | 43,463       | 13,252         | 12,415       | 12,415       | 17,796         | 17,796       |
| 30 - 34 |           | 36,631         | 36,631       | 12,307         | 12,159       | 12,159       | 12,165         | 12,165       |
| 35 - 39 |           | 33,021         | 33,021       | 12,475         | 10,429       | 10,429       | 10,117         | 10,117       |
| 40 - 44 |           | 24,354         | 24,354       | 9,869          | 7,178        | 7,178        | 7,307          | 7,307        |
| 45 - 49 |           | 23,934         | 23,934       | 10,466         | 6,804        | 6,804        | 6,664          | 6,664        |
| 50 - 54 |           | 22,542         | 22,542       | 10,013         | 6,366        | 6,366        | 6,163          | 6,163        |
| 55 - 59 |           | 20,039         | 20,039       | 8,723          | 5,751        | 5,751        | 5,565          | 5,565        |
| 60 - 64 |           | 15,811         | 15,811       | 6,643          | 4,530        | 4,530        | 4,638          | 4,638        |
| 65 - 69 |           | 8,732          | 8,732        | 3,673          | 2,597        | 2,597        | 2,462          | 2,462        |
| 70 - 74 |           | 5,333          | 5,333        | 2,307          | 1,500        | 1,500        | 1,526          | 1,526        |
| 75 - 79 |           | 3,486          | 3,486        | 1,501          | 985          | 985          | 1,000          | 1,000        |
| 80      | and over  | 2,998          | 2,998        | 1,252          | 849          | 849          | 897            | 897          |
| Female  |           | 301,267        | 301,267      | 125,180        | 87,048       | 87,048       | 89,039         | 89,039       |
| 0 - 4   | years old | 12,394         | 12,394       | 5,600          | 3,491        | 3,491        | 3,303          | 3,303        |
| 5 - 9   |           | 10,663         | 10,663       | 6,114          | 2,398        | 2,398        | 2,151          | 2,151        |
| 10 - 14 |           | 7,589          | 7,589        | 4,536          | 1,711        | 1,711        | 1,342          | 1,342        |
| 15 - 19 |           | 11,976         | 11,976       | 5,499          | 2,956        | 2,956        | 3,521          | 3,521        |
| 20 - 24 |           | 31,902         | 31,902       | 9,556          | 8,358        | 8,358        | 13,988         | 13,988       |
| 25 - 29 |           | 39,893         | 39,893       | 13,180         | 12,635       | 12,635       | 14,078         | 14,078       |
| 30 - 34 |           | 32,285         | 32,285       | 11,800         | 10,697       | 10,697       | 9,788          | 9,788        |
| 35 - 39 |           | 27,684         | 27,684       | 11,568         | 8,521        | 8,521        | 7,595          | 7,595        |
| 40 - 44 |           | 20,342         | 20,342       | 9,567          | 5,729        | 5,729        | 5,046          | 5,046        |
| 45 - 49 |           | 21,600         | 21,600       | 10,389         | 6,138        | 6,138        | 5,073          | 5,073        |
| 50 - 54 |           | 20,544         | 20,544       | 9,615          | 5,836        | 5,836        | 5,093          | 5,093        |
| 55 - 59 |           | 18,749         | 18,749       | 8,376          | 5,426        | 5,426        | 4,947          | 4,947        |
| 60 - 64 |           | 15,949         | 15,949       | 6,738          | 4,588        | 4,588        | 4,623          | 4,623        |
| 65 - 69 |           | 9,411          | 9,411        | 4,031          | 2,767        | 2,767        | 2,613          | 2,613        |
| 70 - 74 |           | 6,384          | 6,384        | 2,805          | 1,812        | 1,812        | 1,767          | 1,767        |
| 75 - 79 |           | 5,267          | 5,267        | 2,295          | 1,504        | 1,504        | 1,468          | 1,468        |
| 80      | and over  | 8,635          | 8,635        | 3,511          | 2,481        | 2,481        | 2,643          | 2,643        |

Source: Statistics Korea.

## 3.

|          | Seoul    | Busan   | Daegu   | Incheon | Gwangju | Daejeon | Ulsan   | Sejong  | Gyeonggi |
|----------|----------|---------|---------|---------|---------|---------|---------|---------|----------|
| 2013     | -100,550 | -17,710 | -11,351 | 22,035  | -2,592  | 311     | 2,307   | 74,131  | 8,696    |
| 2014     | -87,831  | -15,092 | -15,526 | 9,324   | -2,977  | -8,838  | 2,786   | 57,396  | 33,456   |
| 2015     | -137,256 | -13,560 | -12,940 | 9,538   | -9,272  | -20,616 | -80     | 94,768  | 53,044   |
| 2016     | -140,257 | -21,392 | -9,260  | 5,777   | -7,898  | -10,631 | -7,622  | 133,617 | 29,816   |
| 2017     | -98,486  | -28,398 | -11,936 | -1,670  | -8,118  | -16,175 | -11,917 | 116,162 | 34,690   |
| 2018     | -110,230 | -26,759 | -14,242 | -67     | -6,216  | -14,753 | -12,654 | 170,094 | 31,433   |
| 2019     | -49,588  | -23,354 | -23,673 | -2,337  | -3,875  | -16,342 | -10,172 | 134,666 | 23,724   |
| 2018. 11 | -11,335  | -2,034  | -1,196  | 16      | -916    | -1,106  | -872    | 13,541  | 1,479    |
| 12       | -9,604   | -2,771  | -2,158  | 323     | -1,728  | -1,893  | -863    | 13,923  | 1,783    |
| 2019. 1  | -94      | -2,558  | -1,213  | 918     | 502     | -1,308  | -1,065  | 11,183  | 2,457    |
| 2        | 3,034    | -1,677  | -2,266  | -395    | -708    | -1,284  | -1,245  | 11,420  | 3,293    |
| 3        | -1,650   | -1,920  | -2,425  | -98     | -397    | -1,193  | -1,186  | 9,363   | 2,076    |
| 4        | -4,738   | -2,110  | -1,724  | -302    | -141    | -1,230  | -816    | 10,213  | 1,486    |
| 5        | -6,328   | -1,833  | -1,914  | 5       | -107    | -1,255  | -872    | 13,339  | 1,085    |
| 6        | -6,105   | -1,756  | -1,780  | -473    | -60     | -1,549  | -594    | 11,594  | 1,661    |
| 7        | -7,077   | -1,924  | -1,788  | -653    | 330     | -1,343  | -615    | 14,121  | 2,463    |
| 8        | -7,410   | -1,897  | -1,925  | -580    | -168    | -1,315  | -764    | 15,703  | 1,568    |
| 9        | -5,466   | -1,390  | -1,481  | -167    | 78      | -1,009  | -633    | 11,149  | 1,481    |
| 10       | -5,060   | -2,230  | -1,764  | -204    | -330    | -1,242  | -704    | 9,319   | 2,403    |
| 11       | -4,708   | -1,682  | -1,924  | 13      | -493    | -1,556  | -635    | 7,252   | 2,040    |
| 12       | -3,986   | -2,377  | -3,469  | -401    | -2,381  | -2,058  | -1,043  | 10,010  | 1,711    |
| 2020. 1  | 3,946    | -1,378  | -1,325  | -913    | 220     | -714    | -1,135  | 9,341   | 1,495    |
| 2        | 3,305    | -223    | -3,422  | -1,275  | -511    | -1,059  | -1,470  | 13,798  | 1,303    |
| 3        | -3,404   | -399    | 984     | -2,391  | -447    | -1,323  | -1,319  | 21,855  | 746      |
| 4        | -7,117   | -958    | -1,719  | -1,951  | 388     | -230    | -648    | 20,454  | 210      |
| 0 - 4    | -833     | 45      | -9      | -270    | 99      | 38      | 2       | 19      | 1,042    |
| 5 - 9    | -492     | 32      | -3      | -99     | 0       | -9      | -6      | 24      | 471      |
| 10 - 14  | -261     | -4      | -18     | -24     | 22      | 24      | 16      | 17      | 289      |
| 15 - 19  | 102      | 12      | 15      | -24     | 44      | 3       | -48     | 12      | 789      |
| 20 - 24  | 2,142    | 76      | 39      | 2       | 37      | 73      | -263    | -48     | 2,853    |
| 25 - 29  | 1,105    | -416    | -501    | -207    | 35      | -61     | -96     | 26      | 3,106    |
| 30 - 34  | -944     | -196    | -225    | -303    | 21      | 2       | -41     | 48      | 2,588    |
| 35 - 39  | -1,660   | -79     | -160    | -306    | 19      | -53     | -13     | 36      | 2,457    |
| 40 - 44  | -1,184   | -36     | -115    | -75     | 42      | -1      | 6       | 27      | 1,491    |
| 45 - 49  | -882     | -117    | -62     | -144    | 74      | 17      | -31     | 8       | 1,123    |
| 50 - 54  | -868     | -79     | -192    | -125    | -9      | -105    | -24     | 30      | 1,008    |
| 55 - 59  | -926     | -98     | -163    | -146    | 10      | -69     | -58     | 5       | 944      |
| 60 - 64  | -795     | -54     | -162    | -87     | -12     | -90     | -50     | 6       | 777      |
| 65 - 69  | -577     | -51     | -60     | -91     | -9      | 9       | -13     | 6       | 522      |
| 70 - 74  | -420     | 8       | -60     | -9      | 5       | -5      | -20     | -7      | 319      |
| 75 - 79  | -282     | -20     | -5      | -21     | -3      | -13     | 0       | -2      | 270      |
| 80       | -342     | 19      | -38     | -22     | 13      | 10      | -9      | 3       | 405      |

## 3. Net Migrants by Province

| In person |          |          |         |         |           |           |        |             |
|-----------|----------|----------|---------|---------|-----------|-----------|--------|-------------|
| Gangwon   | Chungbuk | Chungnam | Jeonbuk | Jeonnam | Gyeongbuk | Gyeongnam | Jeju   |             |
| 2,986     | 3,113    | 13,375   | -2,197  | -2,306  | -1,865    | 3,794     | 7,823  | 2013        |
| 2,085     | 2,367    | 9,810    | -2,563  | -596    | -988      | 6,075     | 11,112 | 2014        |
| 4,773     | 1,438    | 10,272   | -2,830  | 3,936   | -577      | 5,105     | 14,257 | 2015        |
| 1,892     | 5,011    | 15,318   | -4,419  | -3,205  | -3,151    | 1,772     | 14,632 | 2016        |
| 2,035     | 2,262    | 19,401   | -7,206  | -3,047  | -5,581    | 3,979     | 14,005 | 2017        |
| -3,854    | 5,149    | 10,084   | -13,773 | -8,030  | -9,225    | -5,810    | 8,853  | 2018        |
| 1,661     | 2,565    | -794     | -12,748 | -8,788  | -4,571    | -9,310    | 2,936  | 2019        |
| 392       | 579      | 1,003    | -901    | 681     | 609       | -199      | 259    | 11. 2018    |
| -127      | 1,196    | 1,103    | -844    | 1,946   | 347       | -680      | 47     | 12          |
| -1,028    | 156      | -279     | -1,664  | -3,465  | -2,123    | -509      | 90     | 1. 2019     |
| -1,001    | -177     | -483     | -1,858  | -2,559  | -2,026    | -2,204    | 136    | 2           |
| 255       | -37      | 530      | -1,356  | -1,311  | -85       | -1,093    | 527    | 3           |
| 534       | 838      | 172      | -855    | -671    | -213      | -861      | 418    | 4           |
| 215       | 474      | -110     | -1,120  | -1,011  | -166      | -978      | 576    | 5           |
| 273       | -173     | 331      | -780    | -782    | 539       | -742      | 396    | 6           |
| 70        | -206     | -457     | -943    | -1,315  | -573      | -436      | 346    | 7           |
| 309       | 137      | -92      | -975    | -1,365  | -670      | -798      | 242    | 8           |
| 290       | 120      | -79      | -714    | -812    | -320      | -1,089    | 42     | 9           |
| 491       | 353      | -52      | -606    | -374    | -81       | -2        | 83     | 10          |
| 817       | 387      | -66      | -634    | 1,105   | 271       | -291      | 104    | 11          |
| 436       | 693      | -209     | -1,243  | 3,772   | 876       | -307      | -24    | 12          |
| -497      | -423     | -944     | -1,034  | -3,328  | -2,413    | -614      | -284   | 1. 2020     |
| -535      | -497     | -1,114   | -1,569  | -2,067  | -2,729    | -2,013    | 78     | 2           |
| -672      | -725     | -1,007   | -1,670  | -2,026  | -4,717    | -3,123    | -362   | 3           |
| -595      | -850     | -1,069   | -970    | -1,640  | -1,700    | -1,696    | 91     | 4           |
| 28        | -53      | 50       | -3      | -98     | -120      | 6         | 57     | 0 - 4 years |
| 13        | -33      | 35       | 0       | 12      | -25       | 12        | 68     | 5 - 9       |
| -7        | -22      | -14      | -14     | -10     | -35       | 14        | 27     | 10 - 14     |
| -66       | -118     | -142     | -68     | -178    | -148      | -186      | 1      | 15 - 19     |
| -471      | -371     | -751     | -453    | -752    | -896      | -1,041    | -176   | 20 - 24     |
| -349      | -261     | -376     | -308    | -397    | -618      | -568      | -114   | 25 - 29     |
| -23       | -60      | -126     | -133    | -189    | -310      | -159      | 50     | 30 - 34     |
| 13        | -83      | -16      | -9      | -81     | -155      | 31        | 59     | 35 - 39     |
| 32        | -14      | 1        | -60     | -46     | -61       | -39       | 32     | 40 - 44     |
| -20       | -10      | 102      | -23     | 6       | -83       | -3        | 45     | 45 - 49     |
| 20        | 39       | 80       | 10      | 51      | 109       | 44        | 11     | 50 - 54     |
| 77        | 65       | 60       | 44      | -11     | 197       | 52        | 17     | 55 - 59     |
| 74        | 56       | 33       | 2       | 36      | 209       | 62        | -5     | 60 - 64     |
| 75        | 9        | -8       | 1       | 34      | 69        | 57        | 27     | 65 - 69     |
| 9         | 26       | 18       | 33      | 22      | 66        | 20        | -5     | 70 - 74     |
| -4        | -3       | 1        | 2       | 26      | 30        | 20        | 4      | 75 - 79     |
| 4         | -17      | -16      | 9       | -65     | 71        | -18       | -7     | 80 and over |

Source: Statistics Korea.

[illegible]

```

: 1)
2) GCC 6 ( , , , , )
3)
:

```



4. Arrivals of Foreigners by Nationality <sup>1)</sup>

|            |               |          |           |           |             |        |       |         | In person |
|------------|---------------|----------|-----------|-----------|-------------|--------|-------|---------|-----------|
|            |               |          |           |           |             |        |       | 3)      |           |
| America    | United States | Canada   | Oceania   | Australia | New Zealand | Africa | Egypt | Others  |           |
| 1,117,107  | 868,881       | 176,256  | 189,557   | 150,408   | 33,088      | 49,316 | 8,020 | 269,578 | 2017      |
| 1,242,792  | 967,992       | 194,259  | 193,431   | 153,133   | 34,205      | 53,719 | 7,630 | 251,868 | 2018      |
| 1,345,658  | 1,044,038     | 205,408  | 217,991   | 173,218   | 38,954      | 60,259 | 5,833 | 193,114 | 2019      |
| 267,328    | 204,744       | 44,681   | 43,390    | 34,879    | 7,039       | 13,100 | 1,340 | 49,360  | 3. 2019   |
| 401,145    | 307,268       | 66,042   | 67,601    | 54,817    | 10,841      | 18,117 | 1,829 | 69,598  | 4         |
| 524,664    | 403,083       | 85,481   | 84,969    | 68,375    | 14,013      | 22,395 | 2,151 | 88,458  | 5         |
| 653,850    | 508,481       | 101,614  | 102,321   | 81,576    | 17,560      | 26,993 | 2,633 | 105,613 | 6         |
| 776,107    | 605,909       | 117,717  | 117,526   | 93,416    | 20,359      | 32,349 | 3,188 | 121,258 | 7         |
| 888,590    | 692,495       | 134,417  | 134,894   | 107,063   | 23,471      | 39,100 | 3,650 | 137,875 | 8         |
| 1,007,746  | 783,314       | 152,630  | 156,724   | 124,332   | 27,506      | 45,416 | 4,203 | 154,543 | 9         |
| 1,139,468  | 884,413       | 173,254  | 177,099   | 140,583   | 31,234      | 51,518 | 4,857 | 172,522 | 10        |
| 1,246,174  | 966,651       | 190,116  | 194,095   | 153,929   | 34,599      | 56,259 | 5,394 | 187,786 | 11        |
| 1,345,658  | 1,044,038     | 205,408  | 217,991   | 173,218   | 38,954      | 60,259 | 5,833 | 193,114 | 12        |
| 87,492     | 67,255        | 13,809   | 17,755    | 14,039    | 3,553       | 4,198  | 362   | 8,853   | 1. 2020   |
| 144,309    | 109,694       | 22,855   | 26,647    | 20,896    | 5,465       | 8,358  | 677   | 16,502  | 2         |
| 158,419    | 120,264       | 25,260   | 27,732    | 21,656    | 5,740       | 9,541  | 780   | 18,128  | 3         |
| 165,448    | 126,681       | 25,682   | 27,967    | 21,780    | 5,838       | 9,740  | 825   | 18,829  | 4         |
| by purpose |               |          |           |           |             |        |       |         |           |
| Total      | Tourist       | Business | Crew      | Students  | Others      |        |       |         |           |
| 13,335,758 | 10,415,594    | 231,961  | 996,258   | 302,652   | 1,389,293   |        |       |         |           |
| 15,346,879 | 12,414,348    | 236,564  | 921,902   | 332,011   | 1,442,054   |        |       |         |           |
| 17,502,756 | 14,432,275    | 252,655  | 1,039,073 | 375,661   | 1,403,092   |        |       |         |           |
| 3,842,246  | 3,043,965     | 56,206   | 231,753   | 126,556   | 383,766     |        |       |         |           |
| 5,477,312  | 4,426,505     | 77,914   | 330,245   | 140,079   | 502,569     |        |       |         |           |
| 6,962,996  | 5,660,067     | 99,391   | 427,894   | 160,781   | 614,863     |        |       |         |           |
| 8,439,214  | 6,897,907     | 121,724  | 511,955   | 184,599   | 723,029     |        |       |         |           |
| 9,887,281  | 8,116,674     | 142,345  | 592,521   | 203,768   | 831,973     |        |       |         |           |
| 11,473,580 | 9,368,438     | 163,308  | 702,341   | 274,896   | 964,597     |        |       |         |           |
| 12,933,244 | 10,546,859    | 186,879  | 785,933   | 314,143   | 1,099,430   |        |       |         |           |
| 14,589,439 | 11,950,435    | 209,893  | 880,183   | 331,557   | 1,217,371   |        |       |         |           |
| 16,045,868 | 13,184,938    | 233,036  | 959,626   | 353,125   | 1,315,143   |        |       |         |           |
| 17,502,756 | 14,432,275    | 252,655  | 1,039,073 | 375,661   | 1,403,092   |        |       |         |           |
| 1,272,708  | 1,030,497     | 18,797   | 79,320    | 20,593    | 123,501     |        |       |         |           |
| 1,957,920  | 1,534,473     | 29,253   | 131,780   | 62,658    | 199,756     |        |       |         |           |
| 2,041,417  | 1,565,970     | 31,254   | 148,565   | 76,867    | 218,761     |        |       |         |           |
| 2,070,832  | 1,571,105     | 31,833   | 157,791   | 84,017    | 226,086     |        |       |         |           |

Note: 1) Monthly figures are the total amount from Jan. to the corresponding month.

2) Data contains only 6 GCC countries (U.A.E., Saudi Arabia, Kuwait, Oman, Qatar and Bahrain).

3) Others include the number of Korean national abroad.

Source: Korea Tourism Organization.



통계청

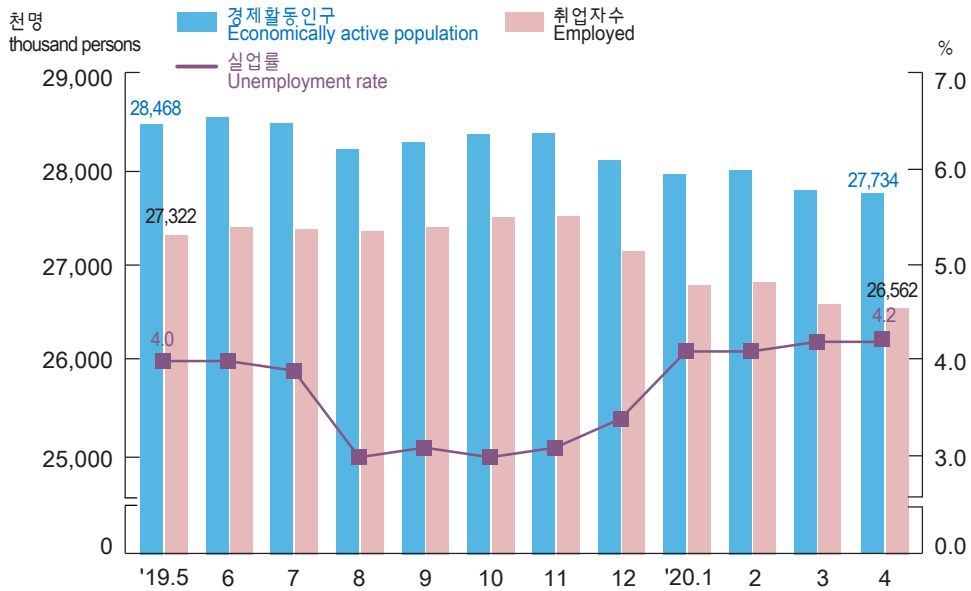
이 면은 빈 공간입니다.

## Ⅱ. 노동

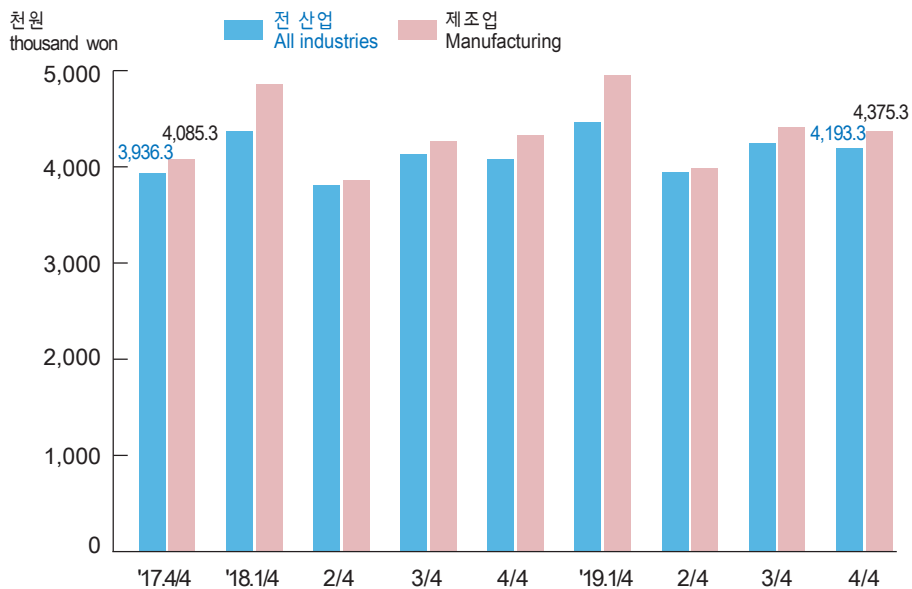
Labor

|   |    |
|---|----|
| 1. 경제활동인구 총괄 .....                      | 23 |
| 2. 연령계층별 경제활동인구 .....                   | 26 |
| 3. 연령계층별 비경제활동인구 .....                  | 29 |
| 4. 실업률 .....                            | 30 |
| 4-1. 연령계층별 실업률 .....                    | 31 |
| 5. 활동상태별 비경제활동인구 .....                  | 32 |
| 6. 직업별 취업자 .....                        | 34 |
| 7. 산업별 취업자 .....                        | 38 |
| 8. 종사상의 지위별 취업자 .....                   | 40 |
| 8-1. 취업시간대별 취업자 .....                   | 42 |
| 9. 성 및 교육정도별 실업자 .....                  | 43 |
| 10. 산업별 상용근로자 월평균임금 및 근로일수(10인이상) ..... | 44 |
| 11. 광업 및 제조업 상용근로자 월평균임금 및 근로일수 .....   | 46 |
| 12. 노동생산성지수 .....                       | 50 |
| 12-1. 노동생산성지수(부가가치 기준) .....            | 52 |

### 경제활동인구 및 실업률 Economically Active Population and Unemployment Rates



### 전 산업 및 제조업 상용근로자 월평균 임금 Monthly Earnings of Regular Employees by All Industries & Manufacturing



# 1. Summary Table of Economically Active Population

: 1,000

In thousand persons

|             |    | 15 <sup>1)</sup> Population 15 years and over |          |            |  | 가<br>(%)<br>Participation<br>rate | (%)<br>Employment/<br>population<br>ratio | (%)<br>Unemployment<br>rates |     |
|-------------|----|---|----------|------------|--|-----------------------------------|---|------------------------------|-----|
|             |    | Economically active population                |          |            | Economically<br>inactive<br>population |                                   |   |                              |     |
|             |    |   | Employed | Unemployed |  |                                   |   |                              |     |
| Total       |    |   |          |            |  |                                   |   |                              |     |
| 2015        |    | 43,239  | 27,153   | 26,178     | 976                                    | 16,086                            | 62.8                                      | 60.5                         | 3.6 |
| 2016        |    | 43,606  | 27,418   | 26,409     | 1,009                                  | 16,187                            | 62.9                                      | 60.6                         | 3.7 |
| 2017        |    | 43,931  | 27,748   | 26,725     | 1,023                                  | 16,183                            | 63.2                                      | 60.8                         | 3.7 |
| 2018        |    | 44,182  | 27,895   | 26,822     | 1,073                                  | 16,287                            | 63.1                                      | 60.7                         | 3.8 |
| 2019        |    | 44,504  | 28,186   | 27,123     | 1,063                                  | 16,318                            | 63.3                                      | 60.9                         | 3.8 |
| 2018.       | 10 | 44,262  | 28,063   | 27,090     | 973                                    | 16,199                            | 63.4                                      | 61.2                         | 3.5 |
|             | 11 | 44,284  | 28,092   | 27,184     | 909                                    | 16,192                            | 63.4                                      | 61.4                         | 3.2 |
|             | 12 | 44,316  | 27,582   | 26,638     | 944                                    | 16,733                            | 62.2                                      | 60.1                         | 3.4 |
| 2019.       | 1  | 44,319  | 27,455   | 26,232     | 1,224                                  | 16,864                            | 61.9                                      | 59.2                         | 4.5 |
|             | 2  | 44,382  | 27,649   | 26,346     | 1,303                                  | 16,734                            | 62.3                                      | 59.4                         | 4.7 |
|             | 3  | 44,409  | 28,002   | 26,805     | 1,197                                  | 16,408                            | 63.1                                      | 60.4                         | 4.3 |
|             | 4  | 44,444  | 28,284   | 27,038     | 1,245                                  | 16,160                            | 63.6                                      | 60.8                         | 4.4 |
|             | 5  | 44,460  | 28,468   | 27,322     | 1,145                                  | 15,992                            | 64.0                                      | 61.5                         | 4.0 |
|             | 6  | 44,495  | 28,545   | 27,408     | 1,137                                  | 15,951                            | 64.2                                      | 61.6                         | 4.0 |
|             | 7  | 44,530  | 28,480   | 27,383     | 1,097                                  | 16,050                            | 64.0                                      | 61.5                         | 3.9 |
|             | 8  | 44,546  | 28,216   | 27,358     | 858                                    | 16,330                            | 63.3                                      | 61.4                         | 3.0 |
|             | 9  | 44,573  | 28,288   | 27,404     | 884                                    | 16,285                            | 63.5                                      | 61.5                         | 3.1 |
|             | 10 | 44,601  | 28,373   | 27,509     | 864                                    | 16,228                            | 63.6                                      | 61.7                         | 3.0 |
|             | 11 | 44,625  | 28,380   | 27,515     | 866                                    | 16,245                            | 63.6                                      | 61.7                         | 3.1 |
|             | 12 | 44,661  | 28,095   | 27,154     | 942                                    | 16,566                            | 62.9                                      | 60.8                         | 3.4 |
| 2020.       | 1  | 44,665  | 27,952   | 26,800     | 1,153                                  | 16,713                            | 62.6                                      | 60.0                         | 4.1 |
|             | 2  | 44,698  | 27,991   | 26,838     | 1,153                                  | 16,708                            | 62.6                                      | 60.0                         | 4.1 |
|             | 3  | 44,712  | 27,789   | 26,609     | 1,180                                  | 16,923                            | 62.2                                      | 59.5                         | 4.2 |
|             | 4  | 44,725  | 27,734   | 26,562     | 1,172                                  | 16,991                            | 62.0                                      | 59.4                         | 4.2 |
| By province |    |   |          |            |  |                                   |   |                              |     |
| Seoul       |    | 8,506   | 5,267    | 4,986      | 281                                    | 3,239                             | 61.9                                      | 58.6                         | 5.3 |
| Busan       |    | 2,950   | 1,685    | 1,601      | 84                                     | 1,265                             | 57.1                                      | 54.3                         | 5.0 |
| Daegu       |    | 2,093   | 1,179    | 1,131      | 49                                     | 914                               | 56.3                                      | 54.0                         | 4.1 |
| Incheon     |    | 2,541   | 1,626    | 1,546      | 80                                     | 915                               | 64.0                                      | 60.8                         | 4.9 |
| Gwangju     |    | 1,272   | 769      | 737        | 32                                     | 504                               | 60.4                                      | 57.9                         | 4.2 |
| Daejeon     |    | 1,287   | 809      | 768        | 41                                     | 478                               | 62.9                                      | 59.7                         | 5.1 |
| Ulsan       |    | 965   | 576      | 552        | 24                                     | 388                               | 59.7                                      | 57.2                         | 4.2 |
| Sejong      |    | 283   | 183      | 177        | 6                                      | 101                               | 64.4                                      | 62.5                         | 3.1 |
| Gyeonggi    |    | 11,410  | 7,138    | 6,852      | 286                                    | 4,273                             | 62.6                                      | 60.0                         | 4.0 |
| Gangwon     |    | 1,306   | 834      | 801        | 33                                     | 473                               | 63.8                                      | 61.3                         | 3.9 |
| Chungbuk    |    | 1,407   | 914      | 887        | 27                                     | 493                               | 65.0                                      | 63.1                         | 2.9 |
| Chungnam    |    | 1,884   | 1,216    | 1,173      | 43                                     | 669                               | 64.5                                      | 62.3                         | 3.5 |
| Jeonbuk     |    | 1,557   | 938      | 913        | 25                                     | 619                               | 60.2                                      | 58.7                         | 2.6 |
| Jeonnam     |    | 1,527   | 985      | 960        | 25                                     | 542                               | 64.5                                      | 62.9                         | 2.5 |
| Gyeongbuk   |    | 2,321   | 1,454    | 1,395      | 60                                     | 866                               | 62.7                                      | 60.1                         | 4.1 |
| Gyeongnam   |    | 2,853   | 1,783    | 1,713      | 69                                     | 1,071                             | 62.5                                      | 60.0                         | 3.9 |
| Jeju        |    | 563   | 380      | 370        | 10                                     | 183                               | 67.5                                      | 65.8                         | 2.2 |

: 1) , , ,  
:

Note: 1) Soldiers, auxiliary police, defence corps, prisoners are excluded.  
Source: Statistics Korea.

## 1. ( )

: 1,000

|        |    | 15 <sup>1)</sup> Population 15 years and over |            |        |  | 가<br>(%)<br>Participation<br>rate | (%)<br>Employment/<br>population<br>ratio | (%)<br>Unemployment<br>rates |
|--------|----|---|------------|--------|--|-----------------------------------|---|------------------------------|
|        |    | Economically active population                |            |        | Economically<br>inactive<br>population |                                   |   |                              |
|        |    | Employed                                      | Unemployed |        |  |                                   |   |                              |
| Male   |    |   |            |        |  |                                   |   |                              |
| 2015   |    | 21,222  | 15,728     | 15,156 | 572                                    | 5,494                             | 74.1                                      | 3.6                          |
| 2016   |    | 21,401  | 15,836     | 15,241 | 594                                    | 5,565                             | 74.0                                      | 3.8                          |
| 2017   |    | 21,573  | 15,975     | 15,368 | 607                                    | 5,598                             | 74.1                                      | 3.8                          |
| 2018   |    | 21,699  | 16,002     | 15,372 | 630                                    | 5,697                             | 73.7                                      | 3.9                          |
| 2019   |    | 21,886  | 16,090     | 15,463 | 627                                    | 5,797                             | 73.5                                      | 3.9                          |
| 2018.  | 10 | 21,743  | 16,037     | 15,462 | 575                                    | 5,706                             | 73.8                                      | 3.6                          |
|        | 11 | 21,755  | 16,056     | 15,510 | 546                                    | 5,699                             | 73.8                                      | 3.4                          |
|        | 12 | 21,776  | 15,898     | 15,312 | 586                                    | 5,877                             | 73.0                                      | 3.7                          |
| 2019.  | 1  | 21,767  | 15,793     | 15,100 | 693                                    | 5,974                             | 72.6                                      | 4.4                          |
|        | 2  | 21,818  | 15,893     | 15,174 | 720                                    | 5,925                             | 72.8                                      | 4.5                          |
|        | 3  | 21,833  | 16,073     | 15,363 | 710                                    | 5,760                             | 73.6                                      | 4.4                          |
|        | 4  | 21,855  | 16,167     | 15,420 | 747                                    | 5,688                             | 74.0                                      | 4.6                          |
|        | 5  | 21,859  | 16,225     | 15,535 | 690                                    | 5,634                             | 74.2                                      | 4.3                          |
|        | 6  | 21,882  | 16,238     | 15,560 | 678                                    | 5,644                             | 74.2                                      | 4.2                          |
|        | 7  | 21,905  | 16,207     | 15,570 | 637                                    | 5,699                             | 74.0                                      | 3.9                          |
|        | 8  | 21,910  | 16,079     | 15,565 | 514                                    | 5,831                             | 73.4                                      | 3.2                          |
|        | 9  | 21,926  | 16,080     | 15,539 | 541                                    | 5,846                             | 73.3                                      | 3.4                          |
|        | 10 | 21,943  | 16,125     | 15,606 | 520                                    | 5,818                             | 73.5                                      | 3.2                          |
|        | 11 | 21,956  | 16,143     | 15,609 | 534                                    | 5,813                             | 73.5                                      | 3.3                          |
|        | 12 | 21,981  | 16,051     | 15,515 | 536                                    | 5,930                             | 73.0                                      | 3.3                          |
| 2020.  | 1  | 21,975  | 15,950     | 15,324 | 626                                    | 6,025                             | 72.6                                      | 3.9                          |
|        | 2  | 21,996  | 15,979     | 15,336 | 643                                    | 6,017                             | 72.6                                      | 4.0                          |
|        | 3  | 21,999  | 15,945     | 15,282 | 662                                    | 6,055                             | 72.5                                      | 4.2                          |
|        | 4  | 22,000  | 15,912     | 15,237 | 675                                    | 6,089                             | 72.3                                      | 4.2                          |
| Female |    |   |            |        |  |                                   |   |                              |
| 2015   |    | 22,018  | 11,426     | 11,022 | 404                                    | 10,592                            | 51.9                                      | 3.5                          |
| 2016   |    | 22,205  | 11,583     | 11,168 | 415                                    | 10,622                            | 52.2                                      | 3.6                          |
| 2017   |    | 22,357  | 11,773     | 11,356 | 416                                    | 10,585                            | 52.7                                      | 3.5                          |
| 2018   |    | 22,484  | 11,893     | 11,450 | 443                                    | 10,590                            | 52.9                                      | 3.7                          |
| 2019   |    | 22,618  | 12,097     | 11,660 | 437                                    | 10,521                            | 53.5                                      | 3.6                          |
| 2018.  | 10 | 22,519  | 12,026     | 11,628 | 398                                    | 10,493                            | 53.4                                      | 3.3                          |
|        | 11 | 22,530  | 12,037     | 11,674 | 363                                    | 10,493                            | 53.4                                      | 3.0                          |
|        | 12 | 22,540  | 11,684     | 11,326 | 358                                    | 10,856                            | 51.8                                      | 3.1                          |
| 2019.  | 1  | 22,552  | 11,662     | 11,132 | 530                                    | 10,889                            | 51.7                                      | 4.5                          |
|        | 2  | 22,565  | 11,756     | 11,172 | 584                                    | 10,809                            | 52.1                                      | 5.0                          |
|        | 3  | 22,577  | 11,929     | 11,442 | 487                                    | 10,648                            | 52.8                                      | 4.1                          |
|        | 4  | 22,589  | 12,117     | 11,619 | 498                                    | 10,472                            | 53.6                                      | 4.1                          |
|        | 5  | 22,601  | 12,243     | 11,788 | 455                                    | 10,358                            | 54.2                                      | 3.7                          |
|        | 6  | 22,613  | 12,307     | 11,848 | 460                                    | 10,306                            | 54.4                                      | 3.7                          |
|        | 7  | 22,625  | 12,274     | 11,813 | 460                                    | 10,351                            | 54.2                                      | 3.7                          |
|        | 8  | 22,636  | 12,137     | 11,794 | 343                                    | 10,499                            | 53.6                                      | 2.8                          |
|        | 9  | 22,647  | 12,207     | 11,865 | 342                                    | 10,440                            | 53.9                                      | 2.8                          |
|        | 10 | 22,658  | 12,248     | 11,903 | 345                                    | 10,410                            | 54.1                                      | 2.8                          |
|        | 11 | 22,669  | 12,237     | 11,906 | 332                                    | 10,432                            | 54.0                                      | 2.7                          |
|        | 12 | 22,680  | 12,044     | 11,638 | 406                                    | 10,636                            | 53.1                                      | 3.4                          |
| 2020.  | 1  | 22,691  | 12,002     | 11,476 | 526                                    | 10,689                            | 52.9                                      | 4.4                          |
|        | 2  | 22,702  | 12,012     | 11,502 | 509                                    | 10,691                            | 52.9                                      | 4.2                          |
|        | 3  | 22,713  | 11,845     | 11,327 | 517                                    | 10,869                            | 52.1                                      | 4.4                          |
|        | 4  | 22,724  | 11,822     | 11,325 | 497                                    | 10,902                            | 52.0                                      | 4.2                          |

## 1. Summary Table of Economically Active Population(Cont'd)

| In thousand persons    |                                 |            |       |  |                                   |   |                              |      |      |
|------------------------|---------------------------------|------------|-------|--|-----------------------------------|---|------------------------------|------|------|
| 15                     | 1) Population 15 years and over |            |       |  | 가<br>(%)<br>Participation<br>rate | (%)<br>Employment/<br>population<br>ratio | (%)<br>Unemployment<br>rates |      |      |
|                        | Economically active population  |            |       | Economically<br>inactive<br>population |                                   |   |                              |      |      |
|                        | Employed                        | Unemployed |       |  |                                   |   |                              |      |      |
| 가 Farm households      |                                 |            |       |  |                                   |   |                              |      |      |
| 2,414                  | 1,795                           | 1,767      | 28    | 619                                    | 74.4                              | 73.2                                      | 1.5                          | 2015 |      |
| 2,117                  | 1,597                           | 1,579      | 18    | 520                                    | 75.4                              | 74.6                                      | 1.1                          | 2016 |      |
| 2,123                  | 1,593                           | 1,572      | 21    | 530                                    | 75.0                              | 74.1                                      | 1.3                          | 2017 |      |
| 2,184                  | 1,665                           | 1,646      | 20    | 519                                    | 76.2                              | 75.3                                      | 1.2                          | 2018 |      |
| 2,226                  | 1,717                           | 1,698      | 20    | 509                                    | 77.1                              | 76.3                                      | 1.2                          | 2019 |      |
| 2,215                  | 1,804                           | 1,789      | 15    | 412                                    | 81.4                              | 80.8                                      | 0.8                          | 10.  | 2018 |
| 2,186                  | 1,747                           | 1,730      | 17    | 439                                    | 79.9                              | 79.1                                      | 1.0                          | 11   |      |
| 2,235                  | 1,549                           | 1,533      | 16    | 686                                    | 69.3                              | 68.6                                      | 1.0                          | 12   |      |
| 2,228                  | 1,479                           | 1,457      | 23    | 749                                    | 66.4                              | 65.4                                      | 1.5                          | 1.   | 2019 |
| 2,192                  | 1,486                           | 1,460      | 26    | 706                                    | 67.8                              | 66.6                                      | 1.7                          | 2    |      |
| 2,171                  | 1,602                           | 1,585      | 17    | 569                                    | 73.8                              | 73.0                                      | 1.0                          | 3    |      |
| 2,190                  | 1,723                           | 1,701      | 22    | 468                                    | 78.6                              | 77.7                                      | 1.3                          | 4    |      |
| 2,212                  | 1,798                           | 1,777      | 21    | 415                                    | 81.3                              | 80.3                                      | 1.1                          | 5    |      |
| 2,197                  | 1,802                           | 1,779      | 23    | 396                                    | 82.0                              | 81.0                                      | 1.3                          | 6    |      |
| 2,213                  | 1,811                           | 1,794      | 16    | 403                                    | 81.8                              | 81.1                                      | 0.9                          | 7    |      |
| 2,235                  | 1,822                           | 1,807      | 15    | 413                                    | 81.5                              | 80.8                                      | 0.8                          | 8    |      |
| 2,276                  | 1,854                           | 1,838      | 17    | 421                                    | 81.5                              | 80.8                                      | 0.9                          | 9    |      |
| 2,278                  | 1,851                           | 1,838      | 13    | 428                                    | 81.2                              | 80.7                                      | 0.7                          | 10   |      |
| 2,259                  | 1,782                           | 1,765      | 17    | 477                                    | 78.9                              | 78.1                                      | 1.0                          | 11   |      |
| 2,263                  | 1,600                           | 1,571      | 29    | 664                                    | 70.7                              | 69.4                                      | 1.8                          | 12   |      |
| 2,284                  | 1,557                           | 1,524      | 34    | 726                                    | 68.2                              | 66.7                                      | 2.2                          | 1.   | 2020 |
| 2,288                  | 1,586                           | 1,563      | 23    | 702                                    | 69.3                              | 68.3                                      | 1.5                          | 2    |      |
| 2,284                  | 1,724                           | 1,701      | 24    | 560                                    | 75.5                              | 74.5                                      | 1.4                          | 3    |      |
| 2,272                  | 1,789                           | 1,760      | 29    | 483                                    | 78.7                              | 77.5                                      | 1.6                          | 4    |      |
| 가 Non- Farm households |                                 |            |       |  |                                   |   |                              |      |      |
| 40,826                 | 25,359                          | 24,411     | 948   | 15,467                                 | 62.1                              | 59.8                                      | 3.7                          | 2015 |      |
| 41,489                 | 25,822                          | 24,830     | 992   | 15,667                                 | 62.2                              | 59.8                                      | 3.8                          | 2016 |      |
| 41,808                 | 26,155                          | 25,153     | 1,002 | 15,653                                 | 62.6                              | 60.2                                      | 3.8                          | 2017 |      |
| 41,998                 | 26,230                          | 25,177     | 1,053 | 15,768                                 | 62.5                              | 59.9                                      | 4.0                          | 2018 |      |
| 42,278                 | 26,469                          | 25,425     | 1,044 | 15,809                                 | 62.6                              | 60.1                                      | 3.9                          | 2019 |      |
| 42,047                 | 26,259                          | 25,301     | 958   | 15,788                                 | 62.5                              | 60.2                                      | 3.6                          | 10.  | 2018 |
| 42,098                 | 26,345                          | 25,454     | 891   | 15,753                                 | 62.6                              | 60.5                                      | 3.4                          | 11   |      |
| 42,080                 | 26,033                          | 25,105     | 928   | 16,047                                 | 61.9                              | 59.7                                      | 3.6                          | 12   |      |
| 42,091                 | 25,976                          | 24,775     | 1,201 | 16,115                                 | 61.7                              | 58.9                                      | 4.6                          | 1.   | 2019 |
| 42,191                 | 26,163                          | 24,886     | 1,277 | 16,028                                 | 62.0                              | 59.0                                      | 4.9                          | 2    |      |
| 42,238                 | 26,400                          | 25,220     | 1,180 | 15,838                                 | 62.5                              | 59.7                                      | 4.5                          | 3    |      |
| 42,253                 | 26,561                          | 25,337     | 1,223 | 15,692                                 | 62.9                              | 60.0                                      | 4.6                          | 4    |      |
| 42,248                 | 26,670                          | 25,546     | 1,125 | 15,578                                 | 63.1                              | 60.5                                      | 4.2                          | 5    |      |
| 42,298                 | 26,743                          | 25,629     | 1,114 | 15,555                                 | 63.2                              | 60.6                                      | 4.2                          | 6    |      |
| 42,316                 | 26,670                          | 25,589     | 1,081 | 15,647                                 | 63.0                              | 60.5                                      | 4.1                          | 7    |      |
| 42,311                 | 26,395                          | 25,552     | 843   | 15,917                                 | 62.4                              | 60.4                                      | 3.2                          | 8    |      |
| 42,297                 | 26,434                          | 25,566     | 867   | 15,864                                 | 62.5                              | 60.4                                      | 3.3                          | 9    |      |
| 42,323                 | 26,523                          | 25,671     | 852   | 15,800                                 | 62.7                              | 60.7                                      | 3.2                          | 10   |      |
| 42,366                 | 26,599                          | 25,750     | 849   | 15,768                                 | 62.8                              | 60.8                                      | 3.2                          | 11   |      |
| 42,398                 | 26,496                          | 25,583     | 913   | 15,902                                 | 62.5                              | 60.3                                      | 3.4                          | 12   |      |
| 42,382                 | 26,395                          | 25,276     | 1,119 | 15,987                                 | 62.3                              | 59.6                                      | 4.2                          | 1.   | 2020 |
| 42,411                 | 26,405                          | 25,275     | 1,130 | 16,006                                 | 62.3                              | 59.6                                      | 4.3                          | 2    |      |
| 42,428                 | 26,065                          | 24,909     | 1,156 | 16,364                                 | 61.4                              | 58.7                                      | 4.4                          | 3    |      |
| 42,453                 | 25,945                          | 24,802     | 1,143 | 16,508                                 | 61.1                              | 58.4                                      | 4.4                          | 4    |      |

## 2.

: 1,000

|                    |        | 15-19     | 20-24     | 25-29     | 30-34     | 35-39     | 40-44     | 45-49     | 50-54     | 55-59     | 60                 |
|--------------------|--------|-----------|-----------|-----------|-----------|-----------|-----------|-----------|-----------|-----------|--------------------|
|                    | Total  | years old | years old | years old | years old | years old | years old | years old | years old | years old | years old and over |
| Total              |        |           |           |           |           |           |           |           |           |           |                    |
| 2015               | 27,153 | 274       | 1,567     | 2,412     | 2,985     | 2,926     | 3,490     | 3,564     | 3,391     | 2,824     | 3,720              |
| 2016               | 27,418 | 271       | 1,572     | 2,491     | 2,840     | 3,016     | 3,359     | 3,622     | 3,307     | 2,988     | 3,953              |
| 2017               | 27,748 | 270       | 1,531     | 2,532     | 2,704     | 3,129     | 3,222     | 3,709     | 3,310     | 3,132     | 4,210              |
| 2018               | 27,895 | 226       | 1,447     | 2,640     | 2,629     | 3,149     | 3,124     | 3,710     | 3,293     | 3,216     | 4,463              |
| 2019               | 28,186 | 217       | 1,424     | 2,690     | 2,601     | 3,118     | 3,040     | 3,616     | 3,411     | 3,201     | 4,867              |
| 2019. 8            | 28,216 | 218       | 1,408     | 2,665     | 2,605     | 3,086     | 3,037     | 3,593     | 3,413     | 3,190     | 5,002              |
| 9                  | 28,288 | 181       | 1,378     | 2,705     | 2,592     | 3,113     | 3,040     | 3,587     | 3,434     | 3,213     | 5,045              |
| 10                 | 28,373 | 194       | 1,402     | 2,711     | 2,582     | 3,103     | 3,039     | 3,586     | 3,433     | 3,214     | 5,110              |
| 11                 | 28,380 | 185       | 1,425     | 2,685     | 2,602     | 3,099     | 3,037     | 3,588     | 3,441     | 3,205     | 5,115              |
| 12                 | 28,095 | 202       | 1,385     | 2,676     | 2,596     | 3,108     | 3,042     | 3,569     | 3,430     | 3,177     | 4,911              |
| 2020. 1            | 27,952 | 229       | 1,383     | 2,672     | 2,612     | 3,070     | 3,032     | 3,555     | 3,405     | 3,155     | 4,840              |
| 2                  | 27,991 | 213       | 1,375     | 2,650     | 2,619     | 3,069     | 3,036     | 3,548     | 3,394     | 3,155     | 4,931              |
| 3                  | 27,789 | 174       | 1,274     | 2,625     | 2,586     | 3,006     | 3,011     | 3,540     | 3,378     | 3,140     | 5,056              |
| 4                  | 27,734 | 148       | 1,281     | 2,597     | 2,607     | 2,950     | 2,993     | 3,500     | 3,385     | 3,144     | 5,128              |
| Employed persons   |        |           |           |           |           |           |           |           |           |           |                    |
| 2015               | 26,178 | 245       | 1,402     | 2,217     | 2,887     | 2,841     | 3,406     | 3,486     | 3,323     | 2,745     | 3,625              |
| 2016               | 26,409 | 244       | 1,402     | 2,262     | 2,732     | 2,940     | 3,283     | 3,550     | 3,238     | 2,912     | 3,848              |
| 2017               | 26,725 | 247       | 1,368     | 2,292     | 2,593     | 3,050     | 3,144     | 3,639     | 3,238     | 3,064     | 4,090              |
| 2018               | 26,822 | 205       | 1,292     | 2,408     | 2,512     | 3,070     | 3,038     | 3,628     | 3,214     | 3,132     | 4,324              |
| 2019               | 27,123 | 198       | 1,272     | 2,475     | 2,493     | 3,037     | 2,969     | 3,535     | 3,325     | 3,119     | 4,701              |
| 2019. 8            | 27,358 | 202       | 1,293     | 2,489     | 2,509     | 3,009     | 2,979     | 3,525     | 3,336     | 3,117     | 4,901              |
| 9                  | 27,404 | 170       | 1,261     | 2,520     | 2,502     | 3,042     | 2,969     | 3,515     | 3,353     | 3,140     | 4,931              |
| 10                 | 27,509 | 184       | 1,284     | 2,530     | 2,491     | 3,025     | 2,982     | 3,517     | 3,364     | 3,138     | 4,996              |
| 11                 | 27,515 | 176       | 1,301     | 2,518     | 2,505     | 3,028     | 2,970     | 3,514     | 3,369     | 3,128     | 5,006              |
| 12                 | 27,154 | 188       | 1,254     | 2,511     | 2,511     | 3,039     | 2,989     | 3,494     | 3,355     | 3,107     | 4,705              |
| 2020. 1            | 26,800 | 205       | 1,255     | 2,496     | 2,521     | 2,997     | 2,976     | 3,478     | 3,318     | 3,055     | 4,497              |
| 2                  | 26,838 | 194       | 1,215     | 2,447     | 2,529     | 2,972     | 2,968     | 3,458     | 3,303     | 3,054     | 4,696              |
| 3                  | 26,609 | 150       | 1,119     | 2,402     | 2,486     | 2,921     | 2,928     | 3,448     | 3,272     | 3,036     | 4,848              |
| 4                  | 26,562 | 129       | 1,123     | 2,401     | 2,491     | 2,871     | 2,900     | 3,412     | 3,269     | 3,028     | 4,939              |
| Unemployed persons |        |           |           |           |           |           |           |           |           |           |                    |
| 2015               | 976    | 29        | 165       | 195       | 97        | 85        | 85        | 78        | 68        | 79        | 95                 |
| 2016               | 1,009  | 27        | 170       | 229       | 108       | 76        | 76        | 73        | 68        | 77        | 105                |
| 2017               | 1,023  | 23        | 163       | 240       | 111       | 79        | 78        | 70        | 72        | 67        | 120                |
| 2018               | 1,073  | 21        | 155       | 232       | 117       | 79        | 86        | 82        | 80        | 84        | 139                |
| 2019               | 1,063  | 19        | 153       | 215       | 108       | 82        | 72        | 81        | 86        | 83        | 167                |
| 2019. 8            | 858    | 16        | 115       | 176       | 97        | 77        | 58        | 68        | 77        | 73        | 101                |
| 9                  | 884    | 11        | 117       | 185       | 90        | 71        | 71        | 72        | 80        | 73        | 114                |
| 10                 | 864    | 9         | 118       | 181       | 92        | 79        | 57        | 69        | 69        | 77        | 114                |
| 11                 | 866    | 9         | 124       | 168       | 97        | 71        | 68        | 73        | 72        | 77        | 108                |
| 12                 | 942    | 14        | 132       | 165       | 85        | 69        | 53        | 74        | 75        | 70        | 206                |
| 2020. 1            | 1,153  | 24        | 128       | 176       | 91        | 72        | 55        | 76        | 87        | 100       | 342                |
| 2                  | 1,153  | 19        | 160       | 202       | 90        | 97        | 68        | 90        | 91        | 100       | 235                |
| 3                  | 1,180  | 23        | 156       | 223       | 100       | 84        | 82        | 92        | 106       | 105       | 208                |
| 4                  | 1,172  | 19        | 158       | 196       | 116       | 79        | 93        | 88        | 116       | 117       | 189                |

:



## 2. Economically Active Population by Age Group

| In thousand persons |           |           |           |           |           |           |           |           |           |                    |         |
|---------------------|-----------|-----------|-----------|-----------|-----------|-----------|-----------|-----------|-----------|--------------------|---------|
|                     | 15-19     | 20-24     | 25-29     | 30-34     | 35-39     | 40-44     | 45-49     | 50-54     | 55-59     | 60                 |         |
| Total               | years old | years old | years old | years old | years old | years old | years old | years old | years old | years old and over |         |
| Male                |           |           |           |           |           |           |           |           |           |                    |         |
| 15,728              | 123       | 648       | 1,295     | 1,842     | 1,871     | 2,101     | 2,046     | 1,964     | 1,676     | 2,161              | 2015    |
| 15,836              | 127       | 638       | 1,339     | 1,746     | 1,903     | 2,020     | 2,084     | 1,923     | 1,768     | 2,289              | 2016    |
| 15,975              | 127       | 623       | 1,353     | 1,646     | 1,959     | 1,951     | 2,129     | 1,919     | 1,838     | 2,431              | 2017    |
| 16,002              | 101       | 568       | 1,408     | 1,591     | 1,953     | 1,888     | 2,141     | 1,887     | 1,880     | 2,586              | 2018    |
| 16,090              | 102       | 591       | 1,435     | 1,555     | 1,922     | 1,831     | 2,100     | 1,930     | 1,851     | 2,772              | 2019    |
| 16,079              | 94        | 597       | 1,428     | 1,549     | 1,917     | 1,818     | 2,087     | 1,929     | 1,837     | 2,823              | 8. 2019 |
| 16,080              | 76        | 569       | 1,449     | 1,544     | 1,909     | 1,819     | 2,086     | 1,938     | 1,857     | 2,833              | 9       |
| 16,125              | 88        | 581       | 1,440     | 1,544     | 1,905     | 1,823     | 2,092     | 1,932     | 1,857     | 2,863              | 10      |
| 16,143              | 81        | 612       | 1,431     | 1,557     | 1,895     | 1,822     | 2,083     | 1,938     | 1,859     | 2,866              | 11      |
| 16,051              | 88        | 599       | 1,432     | 1,553     | 1,889     | 1,833     | 2,067     | 1,948     | 1,836     | 2,807              | 12      |
| 15,950              | 104       | 582       | 1,423     | 1,567     | 1,873     | 1,821     | 2,066     | 1,927     | 1,821     | 2,768              | 1. 2020 |
| 15,979              | 94        | 574       | 1,416     | 1,562     | 1,877     | 1,830     | 2,061     | 1,934     | 1,822     | 2,809              | 2       |
| 15,945              | 78        | 531       | 1,410     | 1,544     | 1,857     | 1,821     | 2,065     | 1,934     | 1,827     | 2,878              | 3       |
| 15,912              | 70        | 534       | 1,398     | 1,549     | 1,835     | 1,813     | 2,046     | 1,945     | 1,820     | 2,903              | 4       |
| Employed persons    |           |           |           |           |           |           |           |           |           |                    |         |
| 15,156              | 110       | 574       | 1,165     | 1,782     | 1,818     | 2,058     | 2,007     | 1,925     | 1,623     | 2,095              | 2015    |
| 15,241              | 113       | 567       | 1,193     | 1,675     | 1,855     | 1,982     | 2,044     | 1,877     | 1,719     | 2,216              | 2016    |
| 15,368              | 114       | 551       | 1,197     | 1,576     | 1,912     | 1,910     | 2,088     | 1,875     | 1,797     | 2,349              | 2017    |
| 15,372              | 91        | 505       | 1,266     | 1,518     | 1,904     | 1,838     | 2,093     | 1,839     | 1,826     | 2,494              | 2018    |
| 15,463              | 91        | 525       | 1,305     | 1,487     | 1,875     | 1,787     | 2,051     | 1,879     | 1,796     | 2,666              | 2019    |
| 15,565              | 84        | 548       | 1,322     | 1,486     | 1,868     | 1,787     | 2,052     | 1,877     | 1,788     | 2,753              | 8. 2019 |
| 15,539              | 72        | 520       | 1,336     | 1,483     | 1,863     | 1,780     | 2,046     | 1,885     | 1,810     | 2,746              | 9       |
| 15,606              | 83        | 535       | 1,336     | 1,484     | 1,853     | 1,789     | 2,052     | 1,892     | 1,806     | 2,776              | 10      |
| 15,609              | 77        | 554       | 1,330     | 1,496     | 1,849     | 1,779     | 2,038     | 1,898     | 1,804     | 2,784              | 11      |
| 15,515              | 82        | 540       | 1,327     | 1,505     | 1,856     | 1,802     | 2,019     | 1,910     | 1,789     | 2,687              | 12      |
| 15,324              | 92        | 525       | 1,315     | 1,518     | 1,840     | 1,792     | 2,016     | 1,887     | 1,751     | 2,588              | 1. 2020 |
| 15,336              | 83        | 508       | 1,294     | 1,513     | 1,820     | 1,797     | 2,004     | 1,890     | 1,751     | 2,677              | 2       |
| 15,282              | 67        | 465       | 1,269     | 1,491     | 1,809     | 1,777     | 2,010     | 1,881     | 1,752     | 2,763              | 3       |
| 15,237              | 58        | 470       | 1,271     | 1,486     | 1,783     | 1,758     | 1,993     | 1,889     | 1,742     | 2,787              | 4       |
| Unemployed persons  |           |           |           |           |           |           |           |           |           |                    |         |
| 572                 | 13        | 74        | 131       | 60        | 53        | 43        | 40        | 39        | 53        | 66                 | 2015    |
| 594                 | 14        | 70        | 146       | 71        | 48        | 38        | 40        | 45        | 49        | 73                 | 2016    |
| 607                 | 12        | 72        | 156       | 70        | 47        | 41        | 41        | 44        | 41        | 82                 | 2017    |
| 630                 | 11        | 64        | 142       | 73        | 49        | 50        | 48        | 48        | 54        | 92                 | 2018    |
| 627                 | 11        | 66        | 130       | 68        | 47        | 44        | 49        | 51        | 55        | 106                | 2019    |
| 514                 | 10        | 50        | 106       | 62        | 48        | 31        | 35        | 52        | 49        | 71                 | 8. 2019 |
| 541                 | 4         | 49        | 114       | 61        | 46        | 39        | 41        | 53        | 47        | 87                 | 9       |
| 520                 | 5         | 46        | 104       | 60        | 52        | 33        | 40        | 40        | 51        | 87                 | 10      |
| 534                 | 5         | 57        | 101       | 60        | 46        | 44        | 45        | 40        | 55        | 82                 | 11      |
| 536                 | 7         | 59        | 105       | 48        | 33        | 31        | 48        | 38        | 47        | 121                | 12      |
| 626                 | 12        | 57        | 108       | 49        | 33        | 29        | 50        | 40        | 70        | 180                | 1. 2020 |
| 643                 | 11        | 67        | 122       | 49        | 57        | 33        | 57        | 44        | 71        | 132                | 2       |
| 662                 | 11        | 66        | 142       | 53        | 48        | 44        | 55        | 53        | 75        | 115                | 3       |
| 675                 | 12        | 64        | 127       | 63        | 52        | 54        | 53        | 56        | 78        | 116                | 4       |

Source: Statistics Korea.

## 2. ( ) Economically Active Population by Age Group(Cont'd)

| : 1,000            |        | In thousand persons |           |           |           |           |           |           |           |           |                    |
|--------------------|--------|---------------------|-----------|-----------|-----------|-----------|-----------|-----------|-----------|-----------|--------------------|
|                    |        | 15-19               | 20-24     | 25-29     | 30-34     | 35-39     | 40-44     | 45-49     | 50-54     | 55-59     | 60                 |
|                    | Total  | years old           | years old | years old | years old | years old | years old | years old | years old | years old | years old and over |
| Female             |        |                     |           |           |           |           |           |           |           |           |                    |
| 2015               | 11,426 | 151                 | 919       | 1,117     | 1,142     | 1,055     | 1,389     | 1,518     | 1,427     | 1,148     | 1,559              |
| 2016               | 11,583 | 144                 | 934       | 1,152     | 1,094     | 1,114     | 1,339     | 1,538     | 1,384     | 1,220     | 1,664              |
| 2017               | 11,773 | 144                 | 908       | 1,178     | 1,058     | 1,170     | 1,271     | 1,580     | 1,391     | 1,293     | 1,780              |
| 2018               | 11,893 | 124                 | 878       | 1,232     | 1,038     | 1,195     | 1,236     | 1,569     | 1,407     | 1,337     | 1,877              |
| 2019               | 12,097 | 115                 | 833       | 1,255     | 1,046     | 1,196     | 1,209     | 1,516     | 1,481     | 1,350     | 2,095              |
| 2019. 8            | 12,137 | 124                 | 811       | 1,236     | 1,057     | 1,170     | 1,219     | 1,506     | 1,484     | 1,353     | 2,178              |
| 9                  | 12,207 | 104                 | 809       | 1,255     | 1,048     | 1,204     | 1,221     | 1,501     | 1,496     | 1,356     | 2,212              |
| 10                 | 12,248 | 105                 | 821       | 1,270     | 1,038     | 1,199     | 1,217     | 1,494     | 1,501     | 1,357     | 2,246              |
| 11                 | 12,237 | 103                 | 813       | 1,255     | 1,045     | 1,204     | 1,215     | 1,504     | 1,503     | 1,346     | 2,249              |
| 12                 | 12,044 | 114                 | 787       | 1,244     | 1,044     | 1,219     | 1,209     | 1,502     | 1,482     | 1,341     | 2,104              |
| 2020. 1            | 12,002 | 126                 | 801       | 1,249     | 1,046     | 1,197     | 1,211     | 1,489     | 1,479     | 1,333     | 2,072              |
| 2                  | 12,012 | 119                 | 801       | 1,234     | 1,057     | 1,192     | 1,206     | 1,487     | 1,460     | 1,333     | 2,122              |
| 3                  | 11,845 | 96                  | 743       | 1,215     | 1,042     | 1,149     | 1,190     | 1,475     | 1,444     | 1,313     | 2,178              |
| 4                  | 11,822 | 78                  | 747       | 1,199     | 1,058     | 1,115     | 1,181     | 1,455     | 1,440     | 1,325     | 2,225              |
| Employed persons   |        |                     |           |           |           |           |           |           |           |           |                    |
| 2015               | 11,022 | 135                 | 828       | 1,052     | 1,105     | 1,023     | 1,348     | 1,479     | 1,398     | 1,122     | 1,531              |
| 2016               | 11,168 | 131                 | 835       | 1,069     | 1,056     | 1,085     | 1,301     | 1,506     | 1,361     | 1,192     | 1,632              |
| 2017               | 11,356 | 133                 | 817       | 1,095     | 1,017     | 1,138     | 1,234     | 1,551     | 1,363     | 1,267     | 1,741              |
| 2018               | 11,450 | 114                 | 787       | 1,142     | 994       | 1,166     | 1,200     | 1,535     | 1,375     | 1,306     | 1,830              |
| 2019               | 11,660 | 107                 | 747       | 1,170     | 1,006     | 1,161     | 1,181     | 1,484     | 1,446     | 1,323     | 2,034              |
| 2019. 8            | 11,794 | 118                 | 745       | 1,167     | 1,022     | 1,141     | 1,193     | 1,473     | 1,459     | 1,329     | 2,148              |
| 9                  | 11,865 | 98                  | 741       | 1,184     | 1,020     | 1,179     | 1,190     | 1,469     | 1,468     | 1,330     | 2,185              |
| 10                 | 11,903 | 101                 | 750       | 1,194     | 1,007     | 1,172     | 1,193     | 1,465     | 1,472     | 1,331     | 2,219              |
| 11                 | 11,906 | 100                 | 747       | 1,187     | 1,008     | 1,179     | 1,191     | 1,476     | 1,471     | 1,324     | 2,222              |
| 12                 | 11,638 | 107                 | 714       | 1,184     | 1,006     | 1,183     | 1,187     | 1,476     | 1,445     | 1,318     | 2,019              |
| 2020. 1            | 11,476 | 113                 | 730       | 1,181     | 1,003     | 1,158     | 1,184     | 1,462     | 1,431     | 1,304     | 1,909              |
| 2                  | 11,502 | 111                 | 708       | 1,154     | 1,016     | 1,152     | 1,171     | 1,454     | 1,414     | 1,304     | 2,019              |
| 3                  | 11,327 | 84                  | 654       | 1,133     | 995       | 1,113     | 1,151     | 1,438     | 1,391     | 1,284     | 2,085              |
| 4                  | 11,325 | 71                  | 652       | 1,130     | 1,005     | 1,087     | 1,142     | 1,419     | 1,380     | 1,286     | 2,153              |
| Unemployed persons |        |                     |           |           |           |           |           |           |           |           |                    |
| 2015               | 404    | 16                  | 90        | 65        | 37        | 32        | 41        | 39        | 29        | 26        | 29                 |
| 2016               | 415    | 13                  | 100       | 83        | 37        | 28        | 38        | 32        | 23        | 28        | 32                 |
| 2017               | 416    | 11                  | 91        | 83        | 41        | 32        | 37        | 29        | 28        | 26        | 38                 |
| 2018               | 443    | 10                  | 91        | 90        | 44        | 30        | 36        | 34        | 32        | 30        | 47                 |
| 2019               | 437    | 8                   | 87        | 85        | 40        | 35        | 28        | 32        | 35        | 27        | 61                 |
| 2019. 8            | 343    | 6                   | 66        | 70        | 35        | 29        | 26        | 33        | 25        | 24        | 30                 |
| 9                  | 342    | 7                   | 68        | 71        | 29        | 25        | 31        | 32        | 28        | 26        | 27                 |
| 10                 | 345    | 4                   | 72        | 77        | 31        | 27        | 24        | 29        | 29        | 26        | 27                 |
| 11                 | 332    | 4                   | 66        | 67        | 37        | 25        | 24        | 28        | 32        | 22        | 27                 |
| 12                 | 406    | 7                   | 73        | 60        | 37        | 35        | 22        | 26        | 37        | 23        | 85                 |
| 2020. 1            | 526    | 13                  | 71        | 68        | 43        | 39        | 27        | 27        | 47        | 30        | 163                |
| 2                  | 509    | 8                   | 93        | 80        | 41        | 40        | 35        | 33        | 47        | 29        | 103                |
| 3                  | 517    | 13                  | 89        | 82        | 47        | 36        | 38        | 37        | 53        | 30        | 93                 |
| 4                  | 497    | 7                   | 95        | 69        | 53        | 27        | 39        | 36        | 60        | 39        | 72                 |

### 3. Economically Inactive Population by Age Group

| : 1,000 |        | In thousand persons |           |           |           |           |           |           |           |           |                    |
|---------|--------|---------------------|-----------|-----------|-----------|-----------|-----------|-----------|-----------|-----------|--------------------|
|         |        | 15-19               | 20-24     | 25-29     | 30-34     | 35-39     | 40-44     | 45-49     | 50-54     | 55-59     | 60                 |
|         | Total  | years old           | years old | years old | years old | years old | years old | years old | years old | years old | years old and over |
| Total   |        |                     |           |           |           |           |           |           |           |           |                    |
| 2015    | 16,086 | 2,850               | 1,472     | 805       | 850       | 944       | 877       | 778       | 877       | 1,066     | 5,568              |
| 2016    | 16,187 | 2,795               | 1,473     | 761       | 819       | 922       | 845       | 796       | 861       | 1,119     | 5,797              |
| 2017    | 16,183 | 2,652               | 1,492     | 805       | 769       | 893       | 834       | 777       | 836       | 1,091     | 6,035              |
| 2018    | 16,287 | 2,533               | 1,511     | 792       | 701       | 899       | 800       | 804       | 841       | 1,092     | 6,313              |
| 2019    | 16,318 | 2,401               | 1,501     | 827       | 673       | 881       | 799       | 845       | 848       | 1,081     | 6,462              |
| 2019. 8 | 16,330 | 2,382               | 1,514     | 864       | 663       | 906       | 793       | 860       | 865       | 1,087     | 6,397              |
| 9       | 16,285 | 2,405               | 1,542     | 829       | 677       | 866       | 793       | 859       | 849       | 1,059     | 6,406              |
| 10      | 16,228 | 2,379               | 1,517     | 829       | 689       | 862       | 797       | 853       | 854       | 1,054     | 6,395              |
| 11      | 16,245 | 2,373               | 1,491     | 859       | 671       | 853       | 802       | 844       | 850       | 1,059     | 6,443              |
| 12      | 16,566 | 2,343               | 1,536     | 875       | 677       | 830       | 800       | 857       | 866       | 1,083     | 6,700              |
| 2020. 1 | 16,713 | 2,300               | 1,521     | 882       | 662       | 854       | 813       | 863       | 894       | 1,100     | 6,824              |
| 2       | 16,708 | 2,302               | 1,532     | 911       | 657       | 841       | 811       | 863       | 910       | 1,097     | 6,785              |
| 3       | 16,923 | 2,327               | 1,623     | 940       | 690       | 891       | 839       | 863       | 930       | 1,107     | 6,714              |
| 4       | 16,991 | 2,338               | 1,605     | 972       | 669       | 932       | 859       | 896       | 928       | 1,098     | 6,694              |
| Male    |        |                     |           |           |           |           |           |           |           |           |                    |
| 2015    | 5,494  | 1,466               | 760       | 385       | 137       | 110       | 122       | 139       | 186       | 257       | 1,931              |
| 2016    | 5,565  | 1,445               | 756       | 371       | 151       | 116       | 115       | 137       | 180       | 270       | 2,027              |
| 2017    | 5,598  | 1,369               | 757       | 410       | 160       | 104       | 109       | 131       | 171       | 259       | 2,129              |
| 2018    | 5,697  | 1,309               | 766       | 413       | 147       | 126       | 107       | 139       | 188       | 265       | 2,237              |
| 2019    | 5,797  | 1,235               | 734       | 436       | 162       | 137       | 125       | 159       | 203       | 285       | 2,322              |
| 2019. 8 | 5,831  | 1,234               | 726       | 449       | 167       | 140       | 133       | 168       | 213       | 298       | 2,304              |
| 9       | 5,846  | 1,244               | 754       | 431       | 173       | 141       | 134       | 165       | 207       | 276       | 2,320              |
| 10      | 5,818  | 1,225               | 744       | 444       | 174       | 139       | 132       | 157       | 215       | 274       | 2,315              |
| 11      | 5,813  | 1,224               | 711       | 456       | 163       | 142       | 135       | 162       | 212       | 271       | 2,338              |
| 12      | 5,930  | 1,210               | 730       | 459       | 169       | 141       | 126       | 175       | 204       | 293       | 2,423              |
| 2020. 1 | 6,025  | 1,186               | 732       | 470       | 155       | 151       | 139       | 173       | 227       | 306       | 2,487              |
| 2       | 6,017  | 1,189               | 744       | 481       | 161       | 140       | 132       | 174       | 223       | 304       | 2,471              |
| 3       | 6,055  | 1,197               | 778       | 489       | 180       | 154       | 142       | 167       | 224       | 297       | 2,427              |
| 4       | 6,089  | 1,197               | 766       | 504       | 176       | 168       | 152       | 182       | 216       | 303       | 2,427              |
| Female  |        |                     |           |           |           |           |           |           |           |           |                    |
| 2015    | 10,592 | 1,384               | 713       | 420       | 713       | 834       | 755       | 638       | 691       | 808       | 3,637              |
| 2016    | 10,622 | 1,351               | 717       | 390       | 669       | 806       | 730       | 659       | 681       | 849       | 3,770              |
| 2017    | 10,585 | 1,283               | 736       | 395       | 609       | 789       | 725       | 646       | 665       | 832       | 3,906              |
| 2018    | 10,590 | 1,224               | 746       | 379       | 554       | 774       | 693       | 665       | 653       | 827       | 4,077              |
| 2019    | 10,521 | 1,166               | 767       | 391       | 511       | 744       | 675       | 687       | 645       | 795       | 4,141              |
| 2019. 8 | 10,499 | 1,149               | 787       | 415       | 497       | 766       | 660       | 692       | 652       | 789       | 4,093              |
| 9       | 10,440 | 1,162               | 788       | 398       | 505       | 725       | 659       | 694       | 642       | 783       | 4,086              |
| 10      | 10,410 | 1,154               | 774       | 385       | 515       | 723       | 665       | 697       | 639       | 779       | 4,080              |
| 11      | 10,432 | 1,149               | 780       | 403       | 508       | 711       | 667       | 683       | 638       | 787       | 4,105              |
| 12      | 10,636 | 1,132               | 805       | 416       | 509       | 689       | 674       | 681       | 662       | 790       | 4,277              |
| 2020. 1 | 10,689 | 1,114               | 789       | 412       | 507       | 704       | 674       | 691       | 667       | 795       | 4,337              |
| 2       | 10,691 | 1,114               | 788       | 430       | 496       | 701       | 680       | 689       | 687       | 792       | 4,315              |
| 3       | 10,869 | 1,130               | 844       | 451       | 510       | 737       | 697       | 697       | 706       | 810       | 4,287              |
| 4       | 10,902 | 1,141               | 839       | 469       | 494       | 765       | 707       | 714       | 712       | 796       | 4,267              |

Source: Statistics Korea.

## 4. Unemployment Rates

| : %   |    | In %                                 |      |        |                                       |      |        |
|-------|----|--------------------------------------|------|--------|---------------------------------------|------|--------|
|       |    | Original series of unemployment rate |      |        | Seasonally adjusted unemployment rate |      |        |
|       |    | Total                                | Male | Female | Total                                 | Male | Female |
| 2016. | 4  | 3.9                                  | 4.0  | 3.9    | 3.6                                   | 3.7  | 3.5    |
|       | 5  | 3.6                                  | 3.7  | 3.5    | 3.6                                   | 3.7  | 3.5    |
|       | 6  | 3.6                                  | 3.8  | 3.4    | 3.6                                   | 3.8  | 3.4    |
|       | 7  | 3.5                                  | 3.7  | 3.2    | 3.6                                   | 3.8  | 3.3    |
|       | 8  | 3.6                                  | 3.8  | 3.3    | 3.7                                   | 3.8  | 3.6    |
|       | 9  | 3.5                                  | 3.7  | 3.4    | 3.9                                   | 3.9  | 3.9    |
|       | 10 | 3.3                                  | 3.3  | 3.3    | 3.8                                   | 3.7  | 3.9    |
|       | 11 | 3.1                                  | 3.1  | 3.1    | 3.6                                   | 3.5  | 3.8    |
|       | 12 | 3.2                                  | 3.1  | 3.3    | 3.5                                   | 3.4  | 3.6    |
|       | 1  | 3.7                                  | 3.7  | 3.8    | 3.6                                   | 3.7  | 3.5    |
|       | 2  | 4.9                                  | 4.7  | 5.2    | 3.9                                   | 3.9  | 3.8    |
|       | 3  | 4.1                                  | 4.1  | 4.2    | 3.6                                   | 3.6  | 3.6    |
| 2017. | 4  | 4.2                                  | 4.3  | 4.0    | 3.8                                   | 4.0  | 3.6    |
|       | 5  | 3.6                                  | 3.7  | 3.4    | 3.5                                   | 3.6  | 3.3    |
|       | 6  | 3.8                                  | 3.9  | 3.6    | 3.8                                   | 3.9  | 3.6    |
|       | 7  | 3.4                                  | 3.6  | 3.2    | 3.5                                   | 3.6  | 3.4    |
|       | 8  | 3.6                                  | 3.8  | 3.3    | 3.7                                   | 3.8  | 3.6    |
|       | 9  | 3.3                                  | 3.6  | 2.9    | 3.7                                   | 3.8  | 3.4    |
|       | 10 | 3.2                                  | 3.4  | 2.9    | 3.7                                   | 3.8  | 3.4    |
|       | 11 | 3.1                                  | 3.3  | 2.9    | 3.7                                   | 3.8  | 3.6    |
|       | 12 | 3.3                                  | 3.5  | 3.0    | 3.7                                   | 3.9  | 3.4    |
|       | 1  | 3.7                                  | 3.7  | 3.8    | 3.6                                   | 3.7  | 3.6    |
|       | 2  | 4.6                                  | 4.3  | 5.0    | 3.6                                   | 3.6  | 3.7    |
|       | 3  | 4.5                                  | 4.6  | 4.4    | 4.0                                   | 4.2  | 3.8    |
| 2018. | 4  | 4.1                                  | 4.2  | 4.0    | 3.8                                   | 3.9  | 3.6    |
|       | 5  | 4.0                                  | 4.2  | 3.7    | 3.9                                   | 4.1  | 3.7    |
|       | 6  | 3.7                                  | 3.8  | 3.6    | 3.7                                   | 3.8  | 3.5    |
|       | 7  | 3.7                                  | 3.8  | 3.6    | 3.8                                   | 3.9  | 3.7    |
|       | 8  | 4.0                                  | 4.2  | 3.8    | 4.2                                   | 4.2  | 4.2    |
|       | 9  | 3.6                                  | 3.8  | 3.5    | 4.0                                   | 3.9  | 4.0    |
|       | 10 | 3.5                                  | 3.6  | 3.3    | 4.0                                   | 4.0  | 3.9    |
|       | 11 | 3.2                                  | 3.4  | 3.0    | 3.8                                   | 3.9  | 3.7    |
|       | 12 | 3.4                                  | 3.7  | 3.1    | 3.8                                   | 4.1  | 3.4    |
|       | 1  | 4.5                                  | 4.4  | 4.5    | 4.3                                   | 4.4  | 4.3    |
|       | 2  | 4.7                                  | 4.5  | 5.0    | 3.7                                   | 3.8  | 3.6    |
|       | 3  | 4.3                                  | 4.4  | 4.1    | 3.8                                   | 4.0  | 3.5    |
| 2019. | 4  | 4.4                                  | 4.6  | 4.1    | 4.0                                   | 4.2  | 3.7    |
|       | 5  | 4.0                                  | 4.3  | 3.7    | 4.0                                   | 4.2  | 3.7    |
|       | 6  | 4.0                                  | 4.2  | 3.7    | 4.0                                   | 4.2  | 3.7    |
|       | 7  | 3.9                                  | 3.9  | 3.7    | 4.0                                   | 4.1  | 3.9    |
|       | 8  | 3.0                                  | 3.2  | 2.8    | 3.1                                   | 3.2  | 3.1    |
|       | 9  | 3.1                                  | 3.4  | 2.8    | 3.4                                   | 3.5  | 3.3    |
|       | 10 | 3.0                                  | 3.2  | 2.8    | 3.5                                   | 3.6  | 3.3    |
|       | 11 | 3.1                                  | 3.3  | 2.7    | 3.6                                   | 3.8  | 3.4    |
|       | 12 | 3.4                                  | 3.3  | 3.4    | 3.7                                   | 3.7  | 3.8    |
|       | 1  | 4.1                                  | 3.9  | 4.4    | 4.0                                   | 3.9  | 4.1    |
|       | 2  | 4.1                                  | 4.0  | 4.2    | 3.3                                   | 3.4  | 3.1    |
|       | 3  | 4.2                                  | 4.2  | 4.4    | 3.8                                   | 3.8  | 3.8    |
| 2020. | 4  | 4.2                                  | 4.2  | 4.2    | 3.8                                   | 3.8  | 3.8    |

Source: Statistics Korea.

# 4-1.

## Unemployment Rates by Age Group

| : %     |       |           |           |           |           |           |           |           |           |           | In %               |
|---------|-------|-----------|-----------|-----------|-----------|-----------|-----------|-----------|-----------|-----------|--------------------|
|         |       | 15-19     | 20-24     | 25-29     | 30-34     | 35-39     | 40-44     | 45-49     | 50-54     | 55-59     | 60                 |
|         | Total | years old | years old | years old | years old | years old | years old | years old | years old | years old | years old and over |
| Total   |       |           |           |           |           |           |           |           |           |           |                    |
| 2015    | 3.6   | 10.6      | 10.5      | 8.1       | 3.3       | 2.9       | 2.4       | 2.2       | 2.0       | 2.8       | 2.5                |
| 2016    | 3.7   | 10.0      | 10.8      | 9.2       | 3.8       | 2.5       | 2.3       | 2.0       | 2.1       | 2.6       | 2.7                |
| 2017    | 3.7   | 8.7       | 10.6      | 9.5       | 4.1       | 2.5       | 2.4       | 1.9       | 2.2       | 2.1       | 2.9                |
| 2018    | 3.8   | 9.3       | 10.7      | 8.8       | 4.4       | 2.5       | 2.7       | 2.2       | 2.4       | 2.6       | 3.1                |
| 2019    | 3.8   | 8.6       | 10.7      | 8.0       | 4.2       | 2.6       | 2.4       | 2.2       | 2.5       | 2.6       | 3.4                |
| 2019. 8 | 3.0   | 7.5       | 8.2       | 6.6       | 3.7       | 2.5       | 1.9       | 1.9       | 2.3       | 2.3       | 2.0                |
| 9       | 3.1   | 5.9       | 8.5       | 6.8       | 3.5       | 2.3       | 2.3       | 2.0       | 2.3       | 2.3       | 2.3                |
| 10      | 3.0   | 4.9       | 8.4       | 6.7       | 3.6       | 2.5       | 1.9       | 1.9       | 2.0       | 2.4       | 2.2                |
| 11      | 3.1   | 4.6       | 8.7       | 6.2       | 3.7       | 2.3       | 2.2       | 2.0       | 2.1       | 2.4       | 2.1                |
| 12      | 3.4   | 6.9       | 9.5       | 6.1       | 3.3       | 2.2       | 1.8       | 2.1       | 2.2       | 2.2       | 4.2                |
| 2020. 1 | 4.1   | 10.6      | 9.3       | 6.6       | 3.5       | 2.4       | 1.8       | 2.1       | 2.6       | 3.2       | 7.1                |
| 2       | 4.1   | 8.9       | 11.6      | 7.6       | 3.4       | 3.2       | 2.2       | 2.5       | 2.7       | 3.2       | 4.8                |
| 3       | 4.2   | 13.5      | 12.2      | 8.5       | 3.9       | 2.8       | 2.7       | 2.6       | 3.1       | 3.3       | 4.1                |
| 4       | 4.2   | 12.7      | 12.4      | 7.6       | 4.5       | 2.7       | 3.1       | 2.5       | 3.4       | 3.7       | 3.7                |
| Male    |       |           |           |           |           |           |           |           |           |           |                    |
| 2015    | 3.6   | 10.4      | 11.5      | 10.1      | 3.3       | 2.8       | 2.1       | 1.9       | 2.0       | 3.2       | 3.1                |
| 2016    | 3.8   | 10.9      | 11.0      | 10.9      | 4.1       | 2.5       | 1.9       | 1.9       | 2.4       | 2.8       | 3.2                |
| 2017    | 3.8   | 9.8       | 11.5      | 11.6      | 4.3       | 2.4       | 2.1       | 1.9       | 2.3       | 2.3       | 3.4                |
| 2018    | 3.9   | 10.4      | 11.2      | 10.1      | 4.6       | 2.5       | 2.7       | 2.2       | 2.5       | 2.8       | 3.6                |
| 2019    | 3.9   | 10.9      | 11.2      | 9.0       | 4.4       | 2.5       | 2.4       | 2.3       | 2.7       | 3.0       | 3.8                |
| 2019. 8 | 3.2   | 10.6      | 8.3       | 7.4       | 4.0       | 2.5       | 1.7       | 1.7       | 2.7       | 2.7       | 2.5                |
| 9       | 3.4   | 5.5       | 8.6       | 7.9       | 4.0       | 2.4       | 2.2       | 2.0       | 2.7       | 2.5       | 3.1                |
| 10      | 3.2   | 6.1       | 8.0       | 7.2       | 3.9       | 2.7       | 1.8       | 1.9       | 2.0       | 2.7       | 3.0                |
| 11      | 3.3   | 5.9       | 9.4       | 7.0       | 3.9       | 2.4       | 2.4       | 2.2       | 2.1       | 2.9       | 2.9                |
| 12      | 3.3   | 7.6       | 9.9       | 7.3       | 3.1       | 1.8       | 1.7       | 2.3       | 1.9       | 2.6       | 4.3                |
| 2020. 1 | 3.9   | 11.3      | 9.8       | 7.6       | 3.1       | 1.8       | 1.6       | 2.4       | 2.1       | 3.8       | 6.5                |
| 2       | 4.0   | 12.0      | 11.6      | 8.6       | 3.1       | 3.0       | 1.8       | 2.8       | 2.3       | 3.9       | 4.7                |
| 3       | 4.2   | 13.9      | 12.5      | 10.0      | 3.4       | 2.6       | 2.4       | 2.7       | 2.7       | 4.1       | 4.0                |
| 4       | 4.2   | 17.4      | 11.9      | 9.1       | 4.1       | 2.8       | 3.0       | 2.6       | 2.9       | 4.3       | 4.0                |
| Female  |       |           |           |           |           |           |           |           |           |           |                    |
| 2015    | 3.5   | 10.7      | 9.8       | 5.8       | 3.2       | 3.0       | 3.0       | 2.5       | 2.0       | 2.3       | 1.8                |
| 2016    | 3.6   | 9.2       | 10.7      | 7.2       | 3.4       | 2.5       | 2.8       | 2.1       | 1.7       | 2.3       | 1.9                |
| 2017    | 3.5   | 7.7       | 10.0      | 7.1       | 3.8       | 2.7       | 2.9       | 1.8       | 2.0       | 2.0       | 2.2                |
| 2018    | 3.7   | 8.4       | 10.4      | 7.3       | 4.2       | 2.5       | 2.9       | 2.2       | 2.2       | 2.3       | 2.5                |
| 2019    | 3.6   | 6.6       | 10.4      | 6.8       | 3.8       | 2.9       | 2.3       | 2.1       | 2.3       | 2.0       | 2.9                |
| 2019. 8 | 2.8   | 5.2       | 8.1       | 5.6       | 3.3       | 2.4       | 2.2       | 2.2       | 1.7       | 1.7       | 1.4                |
| 9       | 2.8   | 6.2       | 8.4       | 5.7       | 2.7       | 2.1       | 2.6       | 2.1       | 1.8       | 1.9       | 1.2                |
| 10      | 2.8   | 3.8       | 8.7       | 6.0       | 3.0       | 2.2       | 2.0       | 1.9       | 1.9       | 1.9       | 1.2                |
| 11      | 2.7   | 3.6       | 8.2       | 5.4       | 3.5       | 2.0       | 2.0       | 1.9       | 2.1       | 1.7       | 1.2                |
| 12      | 3.4   | 6.3       | 9.3       | 4.8       | 3.6       | 2.9       | 1.8       | 1.8       | 2.5       | 1.7       | 4.1                |
| 2020. 1 | 4.4   | 10.0      | 8.9       | 5.5       | 4.1       | 3.3       | 2.2       | 1.8       | 3.2       | 2.2       | 7.9                |
| 2       | 4.2   | 6.5       | 11.7      | 6.5       | 3.9       | 3.4       | 2.9       | 2.2       | 3.2       | 2.2       | 4.8                |
| 3       | 4.4   | 13.1      | 12.0      | 6.7       | 4.5       | 3.2       | 3.2       | 2.5       | 3.7       | 2.3       | 4.3                |
| 4       | 4.2   | 8.5       | 12.7      | 5.8       | 5.0       | 2.4       | 3.3       | 2.4       | 4.2       | 3.0       | 3.2                |

## 5.

: 1,000

|         |        | 가             |                  |                  |        |                                      |                        |  |
|---------|--------|---------------|------------------|------------------|--------|--------------------------------------|------------------------|--|
|         | Total  | House-keeping | Caring for child | Attending school | School | Institution for entrance examination | Vocational institution |  |
| Total   |        |               |                  |                  |        |                                      |                        |  |
| 2015    | 16,086 | 5,815         | 1,442            | 4,082            | 3,782  | 67                                   | 233                    |  |
| 2016    | 16,187 | 5,866         | 1,363            | 4,032            | 3,740  | 66                                   | 226                    |  |
| 2017    | 16,183 | 5,873         | 1,266            | 3,941            | 3,643  | 59                                   | 239                    |  |
| 2018    | 16,287 | 5,949         | 1,191            | 3,835            | 3,530  | 70                                   | 235                    |  |
| 2019    | 16,318 | 5,812         | 1,175            | 3,708            | 3,377  | 67                                   | 263                    |  |
| 2019. 8 | 16,330 | 5,735         | 1,172            | 3,708            | 3,370  | 68                                   | 271                    |  |
| 9       | 16,285 | 5,734         | 1,163            | 3,787            | 3,453  | 74                                   | 260                    |  |
| 10      | 16,228 | 5,719         | 1,154            | 3,743            | 3,406  | 83                                   | 254                    |  |
| 11      | 16,245 | 5,702         | 1,164            | 3,739            | 3,407  | 76                                   | 256                    |  |
| 12      | 16,566 | 5,868         | 1,172            | 3,725            | 3,430  | 55                                   | 240                    |  |
| 2020. 1 | 16,713 | 5,913         | 1,205            | 3,619            | 3,335  | 49                                   | 235                    |  |
| 2       | 16,708 | 5,927         | 1,221            | 3,496            | 3,197  | 52                                   | 247                    |  |
| 3       | 16,923 | 6,036         | 1,213            | 3,662            | 3,358  | 52                                   | 252                    |  |
| 4       | 16,991 | 6,040         | 1,223            | 3,688            | 3,374  | 53                                   | 261                    |  |
| Male    |        |               |                  |                  |        |                                      |                        |  |
| 2015    | 5,494  | 141           | 8                | 2,129            | 1,978  | 42                                   | 108                    |  |
| 2016    | 5,565  | 153           | 8                | 2,112            | 1,954  | 39                                   | 118                    |  |
| 2017    | 5,598  | 164           | 4                | 2,048            | 1,893  | 32                                   | 122                    |  |
| 2018    | 5,697  | 158           | 8                | 2,008            | 1,843  | 42                                   | 124                    |  |
| 2019    | 5,797  | 147           | 9                | 1,903            | 1,730  | 38                                   | 135                    |  |
| 2019. 8 | 5,831  | 142           | 8                | 1,900            | 1,728  | 39                                   | 133                    |  |
| 9       | 5,846  | 153           | 8                | 1,940            | 1,766  | 42                                   | 132                    |  |
| 10      | 5,818  | 145           | 10               | 1,912            | 1,741  | 46                                   | 126                    |  |
| 11      | 5,813  | 136           | 9                | 1,902            | 1,733  | 43                                   | 126                    |  |
| 12      | 5,930  | 144           | 7                | 1,897            | 1,753  | 30                                   | 114                    |  |
| 2020. 1 | 6,025  | 144           | 6                | 1,844            | 1,700  | 25                                   | 118                    |  |
| 2       | 6,017  | 144           | 7                | 1,785            | 1,637  | 27                                   | 120                    |  |
| 3       | 6,055  | 147           | 7                | 1,849            | 1,703  | 23                                   | 123                    |  |
| 4       | 6,089  | 154           | 9                | 1,856            | 1,697  | 24                                   | 134                    |  |
| Female  |        |               |                  |                  |        |                                      |                        |  |
| 2015    | 10,592 | 5,674         | 1,434            | 1,954            | 1,804  | 25                                   | 125                    |  |
| 2016    | 10,622 | 5,712         | 1,355            | 1,920            | 1,786  | 27                                   | 107                    |  |
| 2017    | 10,585 | 5,709         | 1,262            | 1,893            | 1,750  | 27                                   | 117                    |  |
| 2018    | 10,590 | 5,791         | 1,183            | 1,827            | 1,688  | 28                                   | 111                    |  |
| 2019    | 10,521 | 5,665         | 1,166            | 1,805            | 1,648  | 29                                   | 129                    |  |
| 2019. 8 | 10,499 | 5,593         | 1,163            | 1,808            | 1,642  | 29                                   | 138                    |  |
| 9       | 10,440 | 5,581         | 1,155            | 1,848            | 1,687  | 32                                   | 128                    |  |
| 10      | 10,410 | 5,573         | 1,144            | 1,831            | 1,666  | 37                                   | 128                    |  |
| 11      | 10,432 | 5,565         | 1,155            | 1,837            | 1,674  | 33                                   | 130                    |  |
| 12      | 10,636 | 5,725         | 1,165            | 1,828            | 1,677  | 25                                   | 126                    |  |
| 2020. 1 | 10,689 | 5,769         | 1,199            | 1,775            | 1,636  | 23                                   | 117                    |  |
| 2       | 10,691 | 5,783         | 1,214            | 1,712            | 1,560  | 24                                   | 127                    |  |
| 3       | 10,869 | 5,889         | 1,205            | 1,813            | 1,655  | 29                                   | 129                    |  |
| 4       | 10,902 | 5,886         | 1,215            | 1,832            | 1,677  | 28                                   | 127                    |  |

:

## 5. Economically Inactive Population by Activity Type

| In thousand persons |          |        |                          |  |                        |        |        |         |
|---------------------|----------|--------|--------------------------|--|------------------------|--------|--------|---------|
| Too old             | Disabled | Others | Preparing for employment | Preparing for entrance to school of higher grade | Waiting for enlistment | Rested | Others |         |
| Total               |          |        |                          |  |                        |        |        |         |
| 2,013               | 437      | 2,297  | 371                      | 123  | 74                     | 1,594  | 136    | 2015    |
| 2,122               | 447      | 2,359  | 398                      | 154  | 67                     | 1,628  | 112    | 2016    |
| 2,203               | 431      | 2,469  | 430                      | 126  | 71                     | 1,736  | 106    | 2017    |
| 2,218               | 428      | 2,667  | 459                      | 116  | 71                     | 1,855  | 166    | 2018    |
| 2,221               | 427      | 2,976  | 484                      | 106  | 66                     | 2,092  | 228    | 2019    |
| 2,220               | 421      | 3,074  | 473                      | 103  | 67                     | 2,173  | 258    | 8. 2019 |
| 2,210               | 416      | 2,976  | 457                      | 92   | 67                     | 2,125  | 236    | 9       |
| 2,207               | 420      | 2,986  | 469                      | 92   | 69                     | 2,112  | 245    | 10      |
| 2,213               | 426      | 3,000  | 480                      | 105  | 53                     | 2,134  | 228    | 11      |
| 2,273               | 437      | 3,091  | 483                      | 125  | 49                     | 2,222  | 211    | 12      |
| 2,280               | 429      | 3,268  | 493                      | 141  | 53                     | 2,336  | 244    | 1. 2020 |
| 2,255               | 435      | 3,373  | 523                      | 185  | 70                     | 2,357  | 238    | 2       |
| 2,250               | 441      | 3,322  | 561                      | 113  | 87                     | 2,366  | 195    | 3       |
| 2,232               | 447      | 3,362  | 574                      | 108  | 71                     | 2,408  | 201    | 4       |
| Male                |          |        |                          |  |                        |        |        |         |
| 1,215               | 267      | 1,733  | 208                      | 73   | 74                     | 1,297  | 82     | 2015    |
| 1,252               | 276      | 1,765  | 233                      | 86   | 67                     | 1,318  | 62     | 2016    |
| 1,294               | 276      | 1,811  | 262                      | 69   | 71                     | 1,354  | 55     | 2017    |
| 1,289               | 277      | 1,957  | 266                      | 57   | 71                     | 1,474  | 89     | 2018    |
| 1,283               | 272      | 2,184  | 281                      | 54   | 66                     | 1,665  | 118    | 2019    |
| 1,279               | 265      | 2,237  | 273                      | 51   | 67                     | 1,722  | 124    | 8. 2019 |
| 1,273               | 268      | 2,203  | 262                      | 44   | 67                     | 1,709  | 122    | 9       |
| 1,278               | 269      | 2,203  | 272                      | 46   | 69                     | 1,692  | 125    | 10      |
| 1,284               | 273      | 2,208  | 273                      | 53   | 53                     | 1,711  | 118    | 11      |
| 1,311               | 281      | 2,290  | 278                      | 68   | 49                     | 1,794  | 101    | 12      |
| 1,321               | 273      | 2,437  | 279                      | 79   | 53                     | 1,908  | 119    | 1. 2020 |
| 1,324               | 281      | 2,477  | 309                      | 100  | 70                     | 1,878  | 120    | 2       |
| 1,320               | 290      | 2,440  | 324                      | 58   | 87                     | 1,878  | 93     | 3       |
| 1,311               | 292      | 2,467  | 329                      | 58   | 71                     | 1,914  | 96     | 4       |
| Female              |          |        |                          |  |                        |        |        |         |
| 797                 | 170      | 564    | 163                      | 50   | -                      | 298    | 54     | 2015    |
| 869                 | 171      | 594    | 165                      | 68   | -                      | 310    | 50     | 2016    |
| 909                 | 154      | 658    | 168                      | 57   | -                      | 382    | 51     | 2017    |
| 930                 | 150      | 710    | 193                      | 59   | -                      | 381    | 77     | 2018    |
| 937                 | 155      | 792    | 203                      | 53   | -                      | 427    | 110    | 2019    |
| 942                 | 156      | 837    | 201                      | 53   | -                      | 450    | 133    | 8. 2019 |
| 937                 | 147      | 773    | 195                      | 49   | -                      | 415    | 114    | 9       |
| 928                 | 152      | 782    | 197                      | 45   | -                      | 420    | 120    | 10      |
| 929                 | 153      | 792    | 207                      | 52   | -                      | 424    | 110    | 11      |
| 962                 | 156      | 801    | 205                      | 57   | -                      | 428    | 111    | 12      |
| 959                 | 156      | 831    | 214                      | 62   | -                      | 429    | 125    | 1. 2020 |
| 931                 | 154      | 896    | 214                      | 85   | -                      | 479    | 119    | 2       |
| 930                 | 151      | 882    | 237                      | 55   | -                      | 488    | 102    | 3       |
| 921                 | 155      | 894    | 246                      | 50   | -                      | 494    | 105    | 4       |

Source: Statistics Korea.

## 6.

1)

: 1,000

|         |        |          | 가                                    |        |                 |
|---------|--------|----------|--------------------------------------|--------|-----------------|
|         | Total  | Managers | Professionals and<br>related workers | Clerks | Service workers |
| 2016    | 26,409 | 335      | 5,291                                | 4,558  | 2,888           |
| 2017    | 26,725 | 313      | 5,427                                | 4,663  | 2,946           |
| 2018    | 26,822 | 371      | 5,491                                | 4,762  | 2,969           |
| 2019    | 27,123 | 408      | 5,557                                | 4,749  | 3,116           |
| 2018. 6 | 27,126 | 367      | 5,547                                | 4,772  | 3,017           |
| 7       | 27,083 | 382      | 5,527                                | 4,764  | 3,017           |
| 8       | 26,907 | 382      | 5,520                                | 4,754  | 2,969           |
| 9       | 27,055 | 381      | 5,517                                | 4,776  | 2,933           |
| 10      | 27,090 | 389      | 5,504                                | 4,804  | 2,954           |
| 11      | 27,184 | 394      | 5,515                                | 4,817  | 2,991           |
| 12      | 26,638 | 414      | 5,511                                | 4,765  | 2,995           |
| 2019. 1 | 26,232 | 412      | 5,487                                | 4,757  | 2,979           |
| 2       | 26,346 | 416      | 5,509                                | 4,723  | 3,011           |
| 3       | 26,805 | 421      | 5,537                                | 4,708  | 3,052           |
| 4       | 27,038 | 418      | 5,527                                | 4,713  | 3,091           |
| 5       | 27,322 | 425      | 5,542                                | 4,728  | 3,127           |
| 6       | 27,408 | 420      | 5,553                                | 4,750  | 3,150           |
| 7       | 27,383 | 413      | 5,558                                | 4,736  | 3,166           |
| 8       | 27,358 | 398      | 5,529                                | 4,787  | 3,140           |
| 9       | 27,404 | 403      | 5,616                                | 4,783  | 3,111           |
| 10      | 27,509 | 398      | 5,611                                | 4,778  | 3,144           |
| 11      | 27,515 | 390      | 5,614                                | 4,761  | 3,185           |
| 12      | 27,154 | 387      | 5,594                                | 4,763  | 3,233           |
| 2020. 1 | 26,800 | 381      | 5,580                                | 4,741  | 3,201           |
| 2       | 26,838 | 376      | 5,565                                | 4,732  | 3,191           |
| 3       | 26,609 | 381      | 5,454                                | 4,663  | 3,041           |
| 4       | 26,562 | 394      | 5,413                                | 4,688  | 2,981           |
|         | 4,986  | 82       | 1,422                                | 1,142  | 507             |
|         | 1,601  | 34       | 260                                  | 314    | 205             |
|         | 1,131  | 22       | 248                                  | 183    | 123             |
|         | 1,546  | 13       | 271                                  | 299    | 172             |
|         | 737    | 11       | 159                                  | 126    | 97              |
|         | 768    | 8        | 170                                  | 133    | 95              |
|         | 552    | 7        | 95                                   | 91     | 66              |
|         | 177    | 2        | 57                                   | 41     | 21              |
|         | 6,852  | 93       | 1,594                                | 1,253  | 717             |
|         | 801    | 17       | 107                                  | 111    | 124             |
|         | 887    | 7        | 138                                  | 133    | 115             |
|         | 1,173  | 13       | 174                                  | 167    | 127             |
|         | 913    | 16       | 130                                  | 119    | 90              |
|         | 960    | 11       | 113                                  | 133    | 117             |
|         | 1,395  | 31       | 167                                  | 163    | 134             |
|         | 1,713  | 23       | 261                                  | 229    | 210             |
|         | 370    | 6        | 47                                   | 51     | 62              |

: 1)

7

(2018 )

:



## 6. Employed Persons by Occupation <sup>1)</sup>

| In thousand persons |   |                                     |   |                    |                   |
|---------------------|---|-------------------------------------|---|--------------------|-------------------|
| Sales workers       | Skilled agricultural<br>forestry and fishery<br>workers | Craft and related<br>trades workers | Equipment, machine<br>operating and assembling<br>workers | Elementary workers |                   |
| Total               |   |                                     |   |                    |                   |
| 3,121               | 1,186   | 2,396                               | 3,194   | 3,440              | 2016              |
| 3,091               | 1,198   | 2,384                               | 3,171   | 3,533              | 2017              |
| 3,037               | 1,266   | 2,347                               | 3,098   | 3,483              | 2018              |
| 3,030               | 1,332   | 2,372                               | 3,026   | 3,534              | 2019              |
| 3,014               | 1,401   | 2,323                               | 3,104   | 3,580              | 6. 2018           |
| 3,043               | 1,397   | 2,328                               | 3,074   | 3,550              | 7                 |
| 3,005               | 1,423   | 2,323                               | 3,026   | 3,505              | 8                 |
| 3,040               | 1,416   | 2,389                               | 3,038   | 3,566              | 9                 |
| 3,035               | 1,410   | 2,392                               | 3,041   | 3,561              | 10                |
| 3,074               | 1,347   | 2,412                               | 3,044   | 3,589              | 11                |
| 3,048               | 1,108   | 2,401                               | 3,047   | 3,350              | 12                |
| 3,068               | 1,043   | 2,310                               | 2,997   | 3,179              | 1. 2019           |
| 3,042               | 1,060   | 2,300                               | 2,995   | 3,289              | 2                 |
| 3,057               | 1,205   | 2,356                               | 3,011   | 3,458              | 3                 |
| 3,035               | 1,345   | 2,376                               | 3,012   | 3,522              | 4                 |
| 3,043               | 1,416   | 2,393                               | 3,017   | 3,632              | 5                 |
| 3,032               | 1,441   | 2,391                               | 3,036   | 3,635              | 6                 |
| 3,014               | 1,460   | 2,380                               | 3,041   | 3,616              | 7                 |
| 3,016               | 1,481   | 2,376                               | 3,048   | 3,583              | 8                 |
| 3,022               | 1,488   | 2,372                               | 3,036   | 3,572              | 9                 |
| 3,020               | 1,484   | 2,387                               | 3,020   | 3,668              | 10                |
| 3,020               | 1,382   | 2,420                               | 3,043   | 3,701              | 11                |
| 2,998               | 1,178   | 2,405                               | 3,051   | 3,546              | 12                |
| 3,004               | 1,127   | 2,372                               | 3,027   | 3,367              | 1. 2020           |
| 2,971               | 1,149   | 2,318                               | 3,034   | 3,503              | 2                 |
| 2,894               | 1,349   | 2,335                               | 2,999   | 3,495              | 3                 |
| 2,904               | 1,428   | 2,285                               | 2,976   | 3,494              | 4                 |
| By province         |   |                                     |   |                    |                   |
| 593                 | 11  | 397                                 | 258   | 576                | Seoul             |
| 214                 | 7   | 158                                 | 189   | 221                | Busan             |
| 140                 | 31  | 103                                 | 153   | 128                | Daegu             |
| 202                 | 14  | 148                                 | 225   | 203                | Incheon           |
| 79                  | 15  | 70                                  | 90  | 89                 | Gwangju           |
| 88                  | 10  | 73                                  | 83  | 108                | Daejeon           |
| 50                  | 7   | 76                                  | 100   | 61                 | Ulsan             |
| 10                  | 9   | 9                                   | 16  | 12                 | Sejong            |
| 778                 | 136   | 555                                 | 752   | 975                | Gyeonggi-do       |
| 76                  | 97  | 58                                  | 71  | 139                | Gangwon-do        |
| 73                  | 91  | 63                                  | 134   | 134                | Chungcheongbuk-do |
| 117                 | 154   | 89                                  | 180   | 152                | Chungcheongnam-do |
| 72                  | 173   | 79                                  | 113   | 122                | Jeollabuk-do      |
| 86                  | 190   | 93                                  | 94  | 124                | Jeollanam-do      |
| 131                 | 243   | 134                                 | 217   | 175                | Gyeongsangbuk-do  |
| 162                 | 177   | 155                                 | 278   | 219                | Gyeongsangnam-do  |
| 34                  | 65  | 25                                  | 22  | 58                 | Jeju-do           |

Note: 1) Based on the 7th revision of Korean Standard Classification of Occupations(2018).

Source: Statistics Korea.

6. ( ) <sup>1)</sup>

: 1,000

|         |        |          | 가                                    |        |                 |
|---------|--------|----------|--------------------------------------|--------|-----------------|
|         | Total  | Managers | Professionals and<br>related workers | Clerks | Service workers |
| 2016    | 15,241 | 302      | 2,772                                | 2,386  | 967             |
| 2017    | 15,368 | 274      | 2,802                                | 2,451  | 990             |
| 2018    | 15,372 | 317      | 2,839                                | 2,449  | 984             |
| 2019    | 15,463 | 345      | 2,839                                | 2,398  | 1,044           |
| 2018. 9 | 15,444 | 322      | 2,837                                | 2,438  | 966             |
| 10      | 15,462 | 329      | 2,805                                | 2,473  | 963             |
| 11      | 15,510 | 333      | 2,813                                | 2,484  | 986             |
| 12      | 15,312 | 347      | 2,823                                | 2,444  | 997             |
| 2019. 1 | 15,100 | 343      | 2,814                                | 2,426  | 1,003           |
| 2       | 15,174 | 349      | 2,823                                | 2,414  | 1,017           |
| 3       | 15,363 | 356      | 2,827                                | 2,411  | 1,022           |
| 4       | 15,420 | 351      | 2,813                                | 2,391  | 1,028           |
| 5       | 15,535 | 358      | 2,827                                | 2,390  | 1,039           |
| 6       | 15,560 | 354      | 2,807                                | 2,390  | 1,058           |
| 7       | 15,570 | 350      | 2,807                                | 2,383  | 1,078           |
| 8       | 15,565 | 338      | 2,818                                | 2,408  | 1,059           |
| 9       | 15,539 | 343      | 2,865                                | 2,404  | 1,032           |
| 10      | 15,606 | 337      | 2,880                                | 2,391  | 1,047           |
| 11      | 15,609 | 334      | 2,890                                | 2,383  | 1,055           |
| 12      | 15,515 | 332      | 2,894                                | 2,379  | 1,088           |
| 2020. 1 | 15,324 | 328      | 2,873                                | 2,363  | 1,093           |
| 2       | 15,336 | 321      | 2,881                                | 2,363  | 1,072           |
| 3       | 15,282 | 325      | 2,850                                | 2,309  | 1,017           |
| 4       | 15,237 | 334      | 2,833                                | 2,323  | 995             |
| 2016    | 11,168 | 33       | 2,519                                | 2,171  | 1,922           |
| 2017    | 11,356 | 39       | 2,625                                | 2,212  | 1,956           |
| 2018    | 11,450 | 54       | 2,652                                | 2,312  | 1,985           |
| 2019    | 11,660 | 63       | 2,718                                | 2,351  | 2,072           |
| 2018. 9 | 11,612 | 59       | 2,680                                | 2,338  | 1,967           |
| 10      | 11,628 | 60       | 2,700                                | 2,331  | 1,991           |
| 11      | 11,674 | 61       | 2,702                                | 2,334  | 2,006           |
| 12      | 11,326 | 67       | 2,688                                | 2,321  | 1,998           |
| 2019. 1 | 11,132 | 69       | 2,673                                | 2,331  | 1,975           |
| 2       | 11,172 | 67       | 2,687                                | 2,309  | 1,994           |
| 3       | 11,442 | 66       | 2,710                                | 2,297  | 2,030           |
| 4       | 11,619 | 67       | 2,714                                | 2,322  | 2,063           |
| 5       | 11,788 | 66       | 2,715                                | 2,338  | 2,088           |
| 6       | 11,848 | 66       | 2,746                                | 2,360  | 2,092           |
| 7       | 11,813 | 63       | 2,751                                | 2,352  | 2,088           |
| 8       | 11,794 | 60       | 2,711                                | 2,379  | 2,081           |
| 9       | 11,865 | 60       | 2,751                                | 2,380  | 2,079           |
| 10      | 11,903 | 61       | 2,731                                | 2,387  | 2,097           |
| 11      | 11,906 | 56       | 2,724                                | 2,378  | 2,130           |
| 12      | 11,638 | 55       | 2,701                                | 2,384  | 2,145           |
| 2020. 1 | 11,476 | 53       | 2,707                                | 2,379  | 2,107           |
| 2       | 11,502 | 55       | 2,684                                | 2,369  | 2,119           |
| 3       | 11,327 | 56       | 2,604                                | 2,353  | 2,024           |
| 4       | 11,325 | 60       | 2,580                                | 2,365  | 1,986           |

6. Employed Persons by Occupation(Cont'd)<sup>1)</sup>

| In thousand persons |   |                                     |   |                    |         |
|---------------------|---|-------------------------------------|---|--------------------|---------|
| Sales workers       | Skilled agricultural<br>forestry and fishery<br>workers | Craft and related<br>trades workers | Equipment, machine<br>operating and assembling<br>workers | Elementary workers |         |
| Male                |   |                                     |   |                    |         |
| 1,542               | 731   | 2,072                               | 2,797   | 1,672              | 2016    |
| 1,510               | 757   | 2,053                               | 2,777   | 1,755              | 2017    |
| 1,495               | 784   | 2,028                               | 2,716   | 1,760              | 2018    |
| 1,509               | 821   | 2,071                               | 2,663   | 1,774              | 2019    |
| 1,500               | 850   | 2,074                               | 2,657   | 1,801              | 9. 2018 |
| 1,490               | 842   | 2,081                               | 2,671   | 1,808              | 10      |
| 1,500               | 805   | 2,100                               | 2,671   | 1,818              | 11      |
| 1,494               | 725   | 2,083                               | 2,675   | 1,724              | 12      |
| 1,538               | 691   | 2,004                               | 2,637   | 1,644              | 1. 2019 |
| 1,534               | 698   | 2,000                               | 2,632   | 1,706              | 2       |
| 1,537               | 782   | 2,047                               | 2,646   | 1,737              | 3       |
| 1,512               | 831   | 2,080                               | 2,647   | 1,767              | 4       |
| 1,503               | 847   | 2,092                               | 2,657   | 1,821              | 5       |
| 1,511               | 855   | 2,088                               | 2,674   | 1,824              | 6       |
| 1,497               | 877   | 2,079                               | 2,686   | 1,814              | 7       |
| 1,500               | 882   | 2,078                               | 2,695   | 1,788              | 8       |
| 1,506               | 885   | 2,065                               | 2,673   | 1,766              | 9       |
| 1,496               | 886   | 2,090                               | 2,657   | 1,822              | 10      |
| 1,486               | 847   | 2,120                               | 2,670   | 1,824              | 11      |
| 1,487               | 764   | 2,113                               | 2,681   | 1,778              | 12      |
| 1,496               | 746   | 2,084                               | 2,668   | 1,674              | 1. 2020 |
| 1,474               | 756   | 2,031                               | 2,687   | 1,751              | 2       |
| 1,453               | 853   | 2,047                               | 2,656   | 1,773              | 3       |
| 1,447               | 874   | 1,995                               | 2,655   | 1,781              | 4       |
| Female              |   |                                     |   |                    |         |
| 1,579               | 455   | 325                                 | 397   | 1,768              | 2016    |
| 1,581               | 441   | 331                                 | 394   | 1,778              | 2017    |
| 1,542               | 482   | 318                                 | 382   | 1,723              | 2018    |
| 1,522               | 511   | 301                                 | 363   | 1,760              | 2019    |
| 1,540               | 566   | 315                                 | 382   | 1,765              | 9. 2018 |
| 1,545               | 569   | 310                                 | 370   | 1,753              | 10      |
| 1,574               | 542   | 312                                 | 373   | 1,772              | 11      |
| 1,554               | 383   | 317                                 | 372   | 1,626              | 12      |
| 1,530               | 352   | 306                                 | 360   | 1,535              | 1. 2019 |
| 1,508               | 362   | 299                                 | 363   | 1,583              | 2       |
| 1,520               | 423   | 309                                 | 365   | 1,722              | 3       |
| 1,523               | 514   | 297                                 | 365   | 1,755              | 4       |
| 1,539               | 569   | 302                                 | 360   | 1,812              | 5       |
| 1,521               | 586   | 303                                 | 363   | 1,812              | 6       |
| 1,518               | 583   | 301                                 | 355   | 1,803              | 7       |
| 1,516               | 599   | 298                                 | 353   | 1,796              | 8       |
| 1,516               | 602   | 308                                 | 363   | 1,806              | 9       |
| 1,524               | 598   | 296                                 | 363   | 1,846              | 10      |
| 1,533               | 535   | 300                                 | 373   | 1,877              | 11      |
| 1,511               | 414   | 293                                 | 370   | 1,768              | 12      |
| 1,508               | 381   | 289                                 | 360   | 1,693              | 1. 2020 |
| 1,497               | 393   | 287                                 | 347   | 1,752              | 2       |
| 1,441               | 496   | 288                                 | 343   | 1,722              | 3       |
| 1,457               | 554   | 290                                 | 322   | 1,713              | 4       |

7.

1)

: 1,000

|           | Total       | Agriculture,<br>forestry &<br>fishing | Mining &<br>manufacturing | Manufacturing | Social overhead<br>capital & other<br>services | Construction | Wholesale &<br>retail trade,<br>hotels &<br>restaurants | Others |
|-----------|-------------|---------------------------------------|---------------------------|---------------|--|--------------|---|--------|
|           | Total       |                                       |                           |               |  |              |   |        |
| 2016      | 26,409      | 1,273                                 | 4,603                     | 4,584         | 20,534   | 1,869        | 6,045   | 12,620 |
| 2017      | 26,725      | 1,279                                 | 4,589                     | 4,566         | 20,857   | 1,988        | 6,083   | 12,787 |
| 2018      | 26,822      | 1,340                                 | 4,529                     | 4,510         | 20,953   | 2,034        | 5,965   | 12,954 |
| 2019      | 27,123      | 1,395                                 | 4,444                     | 4,429         | 21,284   | 2,020        | 5,966   | 13,299 |
| 2018. 6   | 27,126      | 1,497                                 | 4,502                     | 4,482         | 21,127   | 2,034        | 5,989   | 13,104 |
| 7         | 27,083      | 1,468                                 | 4,501                     | 4,484         | 21,114   | 2,040        | 6,020   | 13,054 |
| 8         | 26,907      | 1,484                                 | 4,456                     | 4,439         | 20,967   | 2,006        | 5,913   | 13,048 |
| 9         | 27,055      | 1,490                                 | 4,530                     | 4,513         | 21,036   | 2,060        | 5,932   | 13,044 |
| 10        | 27,090      | 1,493                                 | 4,530                     | 4,515         | 21,068   | 2,090        | 5,889   | 13,089 |
| 11        | 27,184      | 1,438                                 | 4,506                     | 4,490         | 21,241   | 2,118        | 5,944   | 13,179 |
| 12        | 26,638      | 1,169                                 | 4,507                     | 4,491         | 20,962   | 2,074        | 5,951   | 12,937 |
| 2019. 1   | 26,232      | 1,093                                 | 4,455                     | 4,439         | 20,683   | 1,969        | 5,949   | 12,765 |
| 2         | 26,346      | 1,114                                 | 4,425                     | 4,411         | 20,806   | 1,961        | 5,940   | 12,905 |
| 3         | 26,805      | 1,265                                 | 4,461                     | 4,446         | 21,079   | 1,980        | 5,940   | 13,160 |
| 4         | 27,038      | 1,406                                 | 4,436                     | 4,421         | 21,196   | 1,993        | 5,947   | 13,256 |
| 5         | 27,322      | 1,497                                 | 4,449                     | 4,434         | 21,376   | 2,041        | 6,028   | 13,308 |
| 6         | 27,408      | 1,520                                 | 4,430                     | 4,416         | 21,458   | 2,056        | 6,015   | 13,387 |
| 7         | 27,383      | 1,523                                 | 4,404                     | 4,390         | 21,456   | 2,052        | 6,034   | 13,369 |
| 8         | 27,358      | 1,539                                 | 4,428                     | 4,415         | 21,391   | 2,031        | 5,964   | 13,396 |
| 9         | 27,404      | 1,553                                 | 4,417                     | 4,403         | 21,434   | 2,020        | 5,947   | 13,467 |
| 10        | 27,509      | 1,551                                 | 4,449                     | 4,434         | 21,508   | 2,039        | 5,934   | 13,536 |
| 11        | 27,515      | 1,460                                 | 4,479                     | 4,464         | 21,576   | 2,047        | 5,938   | 13,590 |
| 12        | 27,154      | 1,217                                 | 4,490                     | 4,476         | 21,447   | 2,047        | 5,957   | 13,444 |
| 2020. 1   | 26,800      | 1,172                                 | 4,461                     | 4,447         | 21,166   | 1,974        | 5,941   | 13,251 |
| 2         | 26,838      | 1,194                                 | 4,459                     | 4,445         | 21,186   | 1,951        | 5,848   | 13,386 |
| 3         | 26,609      | 1,399                                 | 4,439                     | 4,423         | 20,771   | 1,960        | 5,662   | 13,149 |
| 4         | 26,562      | 1,479                                 | 4,392                     | 4,377         | 20,691   | 1,934        | 5,613   | 13,144 |
|           | By province |                                       |                           |               |  |              |   |        |
| Seoul     | 4,986       | 8                                     | 453                       | 453           | 4,525  | 327          | 1,180   | 3,019  |
| Busan     | 1,601       | 7                                     | 256                       | 256           | 1,339  | 131          | 402   | 806    |
| Daegu     | 1,131       | 30                                    | 229                       | 229           | 872  | 90           | 251   | 531    |
| Incheon   | 1,546       | 14                                    | 324                       | 324           | 1,208  | 117          | 326   | 765    |
| Gwangju   | 737         | 14                                    | 109                       | 109           | 614  | 67           | 157   | 390    |
| Daejeon   | 768         | 9                                     | 110                       | 109           | 650  | 55           | 163   | 431    |
| Ulsan     | 552         | 7                                     | 162                       | 162           | 383  | 36           | 105   | 243    |
| Sejong    | 177         | 8                                     | 23                        | 23            | 146  | 10           | 24  | 112    |
| Gyeonggi  | 6,852       | 128                                   | 1,258                     | 1,258         | 5,466  | 534          | 1,503   | 3,430  |
| Gangwon   | 801         | 102                                   | 65                        | 58            | 634  | 62           | 183   | 389    |
| Chungbuk  | 887         | 94                                    | 192                       | 191           | 602  | 54           | 144   | 404    |
| Chungnam  | 1,173       | 166                                   | 251                       | 251           | 756  | 71           | 204   | 481    |
| Jeonbuk   | 913         | 185                                   | 127                       | 126           | 601  | 75           | 144   | 383    |
| Jeonnam   | 960         | 198                                   | 108                       | 108           | 654  | 83           | 166   | 405    |
| Gyeongbuk | 1,395       | 249                                   | 305                       | 304           | 841  | 96           | 237   | 508    |
| Gyeongnam | 1,713       | 185                                   | 409                       | 407           | 1,119  | 96           | 339   | 685    |
| Jeju      | 370         | 76                                    | 12                        | 11            | 282  | 31           | 86  | 165    |

: 1) 10 (2017 )

2) + . . .

:

7. Employed Persons by Industry <sup>1)</sup>

| In thousand persons |                                       |                           |               |  |              |   |        |         |
|---------------------|---------------------------------------|---------------------------|---------------|--|--------------|---|--------|---------|
| Total               | Agriculture,<br>forestry &<br>fishing | Mining &<br>manufacturing | Manufacturing | Social overhead<br>capital & other<br>services | Construction | Wholesale &<br>retail trade,<br>hotels &<br>restaurants | Others | 2)      |
| Male                |                                       |                           |               |  |              |   |        |         |
| 15,241              | 744                                   | 3,286                     | 3,270         | 11,211   | 1,718        | 2,898   | 6,595  | 2016    |
| 15,368              | 770                                   | 3,234                     | 3,215         | 11,365   | 1,808        | 2,909   | 6,648  | 2017    |
| 15,372              | 796                                   | 3,216                     | 3,200         | 11,360   | 1,824        | 2,835   | 6,700  | 2018    |
| 15,463              | 830                                   | 3,170                     | 3,158         | 11,462   | 1,817        | 2,855   | 6,790  | 2019    |
| 15,444              | 862                                   | 3,217                     | 3,203         | 11,365   | 1,852        | 2,820   | 6,694  | 9. 2018 |
| 15,462              | 850                                   | 3,219                     | 3,206         | 11,393   | 1,883        | 2,805   | 6,704  | 10      |
| 15,510              | 815                                   | 3,199                     | 3,184         | 11,496   | 1,909        | 2,822   | 6,765  | 11      |
| 15,312              | 732                                   | 3,191                     | 3,177         | 11,389   | 1,868        | 2,826   | 6,695  | 12      |
| 15,100              | 695                                   | 3,154                     | 3,140         | 11,251   | 1,762        | 2,850   | 6,639  | 1. 2019 |
| 15,174              | 709                                   | 3,145                     | 3,133         | 11,319   | 1,768        | 2,882   | 6,670  | 2       |
| 15,363              | 793                                   | 3,171                     | 3,158         | 11,399   | 1,782        | 2,870   | 6,747  | 3       |
| 15,420              | 841                                   | 3,155                     | 3,141         | 11,424   | 1,799        | 2,834   | 6,792  | 4       |
| 15,535              | 867                                   | 3,175                     | 3,163         | 11,493   | 1,841        | 2,864   | 6,788  | 5       |
| 15,560              | 868                                   | 3,161                     | 3,150         | 11,531   | 1,850        | 2,869   | 6,811  | 6       |
| 15,570              | 885                                   | 3,166                     | 3,154         | 11,519   | 1,845        | 2,880   | 6,794  | 7       |
| 15,565              | 891                                   | 3,185                     | 3,173         | 11,489   | 1,830        | 2,859   | 6,800  | 8       |
| 15,539              | 895                                   | 3,157                     | 3,144         | 11,488   | 1,816        | 2,849   | 6,822  | 9       |
| 15,606              | 896                                   | 3,176                     | 3,164         | 11,534   | 1,837        | 2,839   | 6,858  | 10      |
| 15,609              | 857                                   | 3,202                     | 3,189         | 11,550   | 1,841        | 2,825   | 6,885  | 11      |
| 15,515              | 766                                   | 3,200                     | 3,189         | 11,550   | 1,836        | 2,837   | 6,876  | 12      |
| 15,324              | 749                                   | 3,175                     | 3,164         | 11,399   | 1,770        | 2,855   | 6,774  | 1. 2020 |
| 15,336              | 764                                   | 3,195                     | 3,183         | 11,377   | 1,747        | 2,811   | 6,819  | 2       |
| 15,282              | 862                                   | 3,187                     | 3,174         | 11,233   | 1,748        | 2,752   | 6,733  | 3       |
| 15,237              | 885                                   | 3,161                     | 3,148         | 11,191   | 1,726        | 2,722   | 6,743  | 4       |
| Female              |                                       |                           |               |  |              |   |        |         |
| 11,168              | 528                                   | 1,316                     | 1,314         | 9,323  | 151          | 3,147   | 6,025  | 2016    |
| 11,356              | 509                                   | 1,355                     | 1,351         | 9,493  | 180          | 3,174   | 6,139  | 2017    |
| 11,450              | 544                                   | 1,313                     | 1,310         | 9,594  | 210          | 3,130   | 6,254  | 2018    |
| 11,660              | 565                                   | 1,273                     | 1,271         | 9,822  | 202          | 3,111   | 6,509  | 2019    |
| 11,612              | 629                                   | 1,313                     | 1,311         | 9,670  | 208          | 3,112   | 6,351  | 9. 2018 |
| 11,628              | 643                                   | 1,310                     | 1,309         | 9,675  | 207          | 3,083   | 6,385  | 10      |
| 11,674              | 623                                   | 1,307                     | 1,306         | 9,744  | 209          | 3,122   | 6,414  | 11      |
| 11,326              | 437                                   | 1,316                     | 1,314         | 9,574  | 207          | 3,125   | 6,242  | 12      |
| 11,132              | 398                                   | 1,302                     | 1,300         | 9,432  | 207          | 3,099   | 6,126  | 1. 2019 |
| 11,172              | 405                                   | 1,280                     | 1,278         | 9,487  | 193          | 3,058   | 6,235  | 2       |
| 11,442              | 472                                   | 1,290                     | 1,288         | 9,681  | 198          | 3,070   | 6,412  | 3       |
| 11,619              | 566                                   | 1,282                     | 1,280         | 9,771  | 195          | 3,113   | 6,464  | 4       |
| 11,788              | 630                                   | 1,274                     | 1,272         | 9,884  | 200          | 3,164   | 6,520  | 5       |
| 11,848              | 652                                   | 1,268                     | 1,266         | 9,927  | 206          | 3,146   | 6,576  | 6       |
| 11,813              | 639                                   | 1,238                     | 1,236         | 9,937  | 207          | 3,154   | 6,576  | 7       |
| 11,794              | 648                                   | 1,244                     | 1,242         | 9,902  | 201          | 3,105   | 6,597  | 8       |
| 11,865              | 658                                   | 1,261                     | 1,259         | 9,946  | 204          | 3,098   | 6,644  | 9       |
| 11,903              | 655                                   | 1,273                     | 1,270         | 9,975  | 202          | 3,095   | 6,678  | 10      |
| 11,906              | 603                                   | 1,278                     | 1,275         | 10,026   | 207          | 3,114   | 6,705  | 11      |
| 11,638              | 451                                   | 1,290                     | 1,287         | 9,898  | 211          | 3,120   | 6,567  | 12      |
| 11,476              | 423                                   | 1,286                     | 1,283         | 9,767  | 204          | 3,086   | 6,477  | 1. 2020 |
| 11,502              | 430                                   | 1,264                     | 1,262         | 9,809  | 204          | 3,037   | 6,567  | 2       |
| 11,327              | 537                                   | 1,252                     | 1,249         | 9,538  | 211          | 2,911   | 6,416  | 3       |
| 11,325              | 594                                   | 1,231                     | 1,229         | 9,500  | 209          | 2,891   | 6,401  | 4       |

Note: 1) Based on the 10th revision of Korean Standard Industrial Classification(2017).

2) Business, personal, public service & others + electricity, transport, telecom. and finance  
Source: Statistics Korea.

## 8.

: 1,000

|             | Total  | Unpaid workers | Self-employed | 가                     | Wage & salary workers | Regular employees | Temporary employees | Daily workers |
|-------------|--------|----------------|---------------|-----------------------|-----------------------|-------------------|---------------------|---------------|
|             |        |                |               | Unpaid family workers |                       |                   |                     |               |
| Total       |        |                |               |                       |                       |                   |                     |               |
| 2015        | 26,178 | 6,776          | 5,622         | 1,153                 | 19,402                | 12,716            | 5,114               | 1,572         |
| 2016        | 26,409 | 6,740          | 5,614         | 1,126                 | 19,669                | 13,062            | 5,124               | 1,483         |
| 2017        | 26,725 | 6,791          | 5,682         | 1,110                 | 19,934                | 13,428            | 4,992               | 1,514         |
| 2018        | 26,822 | 6,739          | 5,638         | 1,101                 | 20,084                | 13,772            | 4,851               | 1,460         |
| 2019        | 27,123 | 6,683          | 5,606         | 1,077                 | 20,440                | 14,216            | 4,795               | 1,429         |
| 2018. 9     | 27,055 | 6,849          | 5,679         | 1,171                 | 20,206                | 13,849            | 4,865               | 1,492         |
| 10          | 27,090 | 6,817          | 5,669         | 1,148                 | 20,273                | 13,859            | 4,906               | 1,509         |
| 11          | 27,184 | 6,765          | 5,630         | 1,134                 | 20,419                | 13,897            | 4,955               | 1,568         |
| 12          | 26,638 | 6,493          | 5,496         | 997                   | 20,146                | 13,934            | 4,672               | 1,540         |
| 2019. 1     | 26,232 | 6,425          | 5,472         | 953                   | 19,807                | 13,923            | 4,455               | 1,429         |
| 2           | 26,346 | 6,450          | 5,480         | 970                   | 19,896                | 13,979            | 4,520               | 1,397         |
| 3           | 26,805 | 6,615          | 5,607         | 1,008                 | 20,190                | 14,102            | 4,704               | 1,384         |
| 4           | 27,038 | 6,737          | 5,655         | 1,083                 | 20,301                | 14,001            | 4,876               | 1,425         |
| 5           | 27,322 | 6,818          | 5,683         | 1,135                 | 20,504                | 14,070            | 4,954               | 1,480         |
| 6           | 27,408 | 6,853          | 5,706         | 1,147                 | 20,555                | 14,161            | 4,913               | 1,481         |
| 7           | 27,383 | 6,821          | 5,676         | 1,146                 | 20,562                | 14,181            | 4,918               | 1,463         |
| 8           | 27,358 | 6,799          | 5,662         | 1,138                 | 20,559                | 14,288            | 4,857               | 1,415         |
| 9           | 27,404 | 6,779          | 5,632         | 1,147                 | 20,625                | 14,390            | 4,856               | 1,379         |
| 10          | 27,509 | 6,762          | 5,628         | 1,135                 | 20,747                | 14,434            | 4,885               | 1,428         |
| 11          | 27,515 | 6,668          | 5,582         | 1,086                 | 20,847                | 14,490            | 4,900               | 1,457         |
| 12          | 27,154 | 6,464          | 5,485         | 979                   | 20,690                | 14,575            | 4,706               | 1,409         |
| 2020. 1     | 26,800 | 6,423          | 5,462         | 962                   | 20,376                | 14,586            | 4,423               | 1,367         |
| 2           | 26,838 | 6,445          | 5,484         | 962                   | 20,393                | 14,596            | 4,507               | 1,290         |
| 3           | 26,609 | 6,553          | 5,537         | 1,016                 | 20,056                | 14,561            | 4,284               | 1,211         |
| 4           | 26,562 | 6,644          | 5,582         | 1,061                 | 19,919                | 14,401            | 4,288               | 1,230         |
| By province |        |                |               |                       |                       |                   |                     |               |
| Seoul       | 4,986  | 882            | 797           | 85                    | 4,105                 | 2,909             | 934                 | 262           |
| Busan       | 1,601  | 405            | 347           | 58                    | 1,196                 | 873               | 247                 | 76            |
| Daegu       | 1,131  | 321            | 278           | 43                    | 810                   | 593               | 173                 | 44            |
| Incheon     | 1,546  | 295            | 262           | 33                    | 1,252                 | 862               | 325                 | 65            |
| Gwangju     | 737    | 171            | 148           | 23                    | 565                   | 414               | 126                 | 26            |
| Daejeon     | 768    | 162            | 140           | 22                    | 606                   | 446               | 134                 | 27            |
| Ulsan       | 552    | 99             | 86            | 13                    | 453                   | 342               | 94                  | 17            |
| Sejong      | 177    | 33             | 28            | 5                     | 144                   | 123               | 18                  | 3             |
| Gyeonggi    | 6,852  | 1,490          | 1,317         | 173                   | 5,362                 | 3,959             | 1,021               | 382           |
| Gangwon     | 801    | 268            | 210           | 58                    | 533                   | 371               | 127                 | 35            |
| Chungbuk    | 887    | 253            | 199           | 54                    | 635                   | 454               | 146                 | 34            |
| Chungnam    | 1,173  | 385            | 297           | 88                    | 788                   | 584               | 148                 | 57            |
| Jeonbuk     | 913    | 329            | 252           | 77                    | 585                   | 406               | 130                 | 49            |
| Jeonnam     | 960    | 360            | 267           | 93                    | 601                   | 392               | 170                 | 39            |
| Gyeongbuk   | 1,395  | 529            | 402           | 127                   | 866                   | 629               | 191                 | 46            |
| Gyeongnam   | 1,713  | 525            | 436           | 89                    | 1,188                 | 892               | 252                 | 44            |
| Jeju        | 370    | 140            | 116           | 24                    | 231                   | 153               | 52                  | 25            |

:

## 8. Employed Persons by Status of Worker

In thousand persons

| Total  | Unpaid workers | Self-employed | 가<br>Unpaid family workers | Wage & salary workers | Regular employees | Temporary employees | Daily workers |         |
|--------|----------------|---------------|----------------------------|-----------------------|-------------------|---------------------|---------------|---------|
|        |                |               |                            |                       |                   |                     |               |         |
| Male   |                |               |                            |                       |                   |                     |               |         |
| 15,156 | 4,174          | 4,024         | 150                        | 10,982                | 7,969             | 2,077               | 936           | 2015    |
| 15,241 | 4,194          | 4,043         | 151                        | 11,047                | 8,082             | 2,052               | 914           | 2016    |
| 15,368 | 4,197          | 4,045         | 152                        | 11,171                | 8,232             | 1,989               | 950           | 2017    |
| 15,372 | 4,146          | 4,007         | 139                        | 11,226                | 8,347             | 1,936               | 943           | 2018    |
| 15,463 | 4,108          | 3,965         | 143                        | 11,355                | 8,536             | 1,894               | 925           | 2019    |
| 15,444 | 4,187          | 4,039         | 148                        | 11,257                | 8,343             | 1,923               | 991           | 9. 2018 |
| 15,462 | 4,162          | 4,019         | 143                        | 11,300                | 8,348             | 1,958               | 994           | 10      |
| 15,510 | 4,119          | 3,983         | 136                        | 11,390                | 8,369             | 1,994               | 1,028         | 11      |
| 15,312 | 4,025          | 3,901         | 124                        | 11,287                | 8,392             | 1,906               | 989           | 12      |
| 15,100 | 4,018          | 3,892         | 126                        | 11,082                | 8,339             | 1,841               | 903           | 1. 2019 |
| 15,174 | 4,021          | 3,895         | 126                        | 11,153                | 8,407             | 1,846               | 900           | 2       |
| 15,363 | 4,111          | 3,980         | 131                        | 11,252                | 8,473             | 1,886               | 892           | 3       |
| 15,420 | 4,156          | 4,014         | 142                        | 11,264                | 8,414             | 1,932               | 918           | 4       |
| 15,535 | 4,165          | 4,012         | 153                        | 11,370                | 8,463             | 1,956               | 951           | 5       |
| 15,560 | 4,170          | 4,018         | 152                        | 11,390                | 8,511             | 1,918               | 961           | 6       |
| 15,570 | 4,161          | 4,011         | 150                        | 11,408                | 8,526             | 1,913               | 970           | 7       |
| 15,565 | 4,169          | 4,020         | 150                        | 11,396                | 8,565             | 1,902               | 928           | 8       |
| 15,539 | 4,135          | 3,990         | 145                        | 11,404                | 8,624             | 1,900               | 881           | 9       |
| 15,606 | 4,113          | 3,968         | 145                        | 11,492                | 8,650             | 1,908               | 934           | 10      |
| 15,609 | 4,073          | 3,928         | 145                        | 11,535                | 8,699             | 1,893               | 944           | 11      |
| 15,515 | 3,997          | 3,853         | 145                        | 11,518                | 8,760             | 1,839               | 919           | 12      |
| 15,324 | 3,999          | 3,852         | 146                        | 11,325                | 8,731             | 1,712               | 882           | 1. 2020 |
| 15,336 | 4,013          | 3,867         | 146                        | 11,322                | 8,730             | 1,747               | 846           | 2       |
| 15,282 | 4,071          | 3,916         | 155                        | 11,211                | 8,703             | 1,693               | 816           | 3       |
| 15,237 | 4,101          | 3,952         | 149                        | 11,136                | 8,606             | 1,714               | 816           | 4       |
| Female |                |               |                            |                       |                   |                     |               |         |
| 11,022 | 2,602          | 1,598         | 1,004                      | 8,420                 | 4,747             | 3,037               | 636           | 2015    |
| 11,168 | 2,546          | 1,571         | 975                        | 8,622                 | 4,980             | 3,073               | 570           | 2016    |
| 11,356 | 2,594          | 1,637         | 957                        | 8,763                 | 5,196             | 3,003               | 565           | 2017    |
| 11,450 | 2,592          | 1,631         | 961                        | 8,858                 | 5,425             | 2,916               | 517           | 2018    |
| 11,660 | 2,575          | 1,641         | 935                        | 9,085                 | 5,680             | 2,901               | 504           | 2019    |
| 11,612 | 2,663          | 1,640         | 1,022                      | 8,949                 | 5,506             | 2,942               | 501           | 9. 2018 |
| 11,628 | 2,655          | 1,651         | 1,004                      | 8,973                 | 5,511             | 2,948               | 515           | 10      |
| 11,674 | 2,645          | 1,647         | 998                        | 9,029                 | 5,528             | 2,961               | 540           | 11      |
| 11,326 | 2,467          | 1,595         | 873                        | 8,859                 | 5,542             | 2,766               | 551           | 12      |
| 11,132 | 2,407          | 1,580         | 827                        | 8,725                 | 5,584             | 2,615               | 526           | 1. 2019 |
| 11,172 | 2,430          | 1,586         | 844                        | 8,743                 | 5,572             | 2,674               | 497           | 2       |
| 11,442 | 2,504          | 1,627         | 877                        | 8,938                 | 5,629             | 2,818               | 491           | 3       |
| 11,619 | 2,581          | 1,641         | 941                        | 9,037                 | 5,586             | 2,944               | 507           | 4       |
| 11,788 | 2,653          | 1,671         | 982                        | 9,135                 | 5,608             | 2,997               | 530           | 5       |
| 11,848 | 2,682          | 1,688         | 994                        | 9,165                 | 5,649             | 2,996               | 520           | 6       |
| 11,813 | 2,660          | 1,664         | 996                        | 9,153                 | 5,655             | 3,005               | 493           | 7       |
| 11,794 | 2,630          | 1,642         | 988                        | 9,163                 | 5,722             | 2,954               | 487           | 8       |
| 11,865 | 2,644          | 1,642         | 1,002                      | 9,220                 | 5,766             | 2,956               | 498           | 9       |
| 11,903 | 2,649          | 1,659         | 990                        | 9,254                 | 5,784             | 2,977               | 494           | 10      |
| 11,906 | 2,595          | 1,654         | 941                        | 9,311                 | 5,791             | 3,008               | 513           | 11      |
| 11,638 | 2,467          | 1,632         | 835                        | 9,172                 | 5,814             | 2,868               | 490           | 12      |
| 11,476 | 2,425          | 1,610         | 815                        | 9,051                 | 5,855             | 2,711               | 485           | 1. 2020 |
| 11,502 | 2,432          | 1,617         | 816                        | 9,070                 | 5,866             | 2,761               | 444           | 2       |
| 11,327 | 2,482          | 1,621         | 861                        | 8,845                 | 5,858             | 2,591               | 396           | 3       |
| 11,325 | 2,543          | 1,630         | 912                        | 8,783                 | 5,795             | 2,574               | 414           | 4       |

Source: Statistics Korea.

# 8-1.

## Employed Persons by Hours Worked

1)

: 1,000

In thousand persons

|         |        | 1-17      | 18-35      | 36-44      | 45-53      | 54             | 36             |                    |
|---------|--------|-----------|------------|------------|------------|----------------|----------------|--------------------|
|         | Total  | 1~17hours | 18~35hours | 36~44hours | 45~53hours | 54hours & over | 36hours & over | Temporarily absent |
| 2015    | 26,178 | 1,217     | 2,789      | 9,209      | 6,812      | 5,745          | 21,766         | 406                |
| 2016    | 26,409 | 1,267     | 3,220      | 9,465      | 6,684      | 5,360          | 21,509         | 413                |
| 2017    | 26,725 | 1,362     | 3,051      | 9,961      | 6,789      | 5,179          | 21,930         | 382                |
| 2018    | 26,822 | 1,520     | 3,690      | 10,586     | 6,236      | 4,387          | 21,209         | 403                |
| 2019    | 27,123 | 1,821     | 3,581      | 11,269     | 6,122      | 3,924          | 21,314         | 407                |
| 2016. 7 | 26,765 | 1,276     | 2,634      | 9,932      | 6,942      | 5,562          | 22,436         | 419                |
| 8       | 26,696 | 1,520     | 6,996      | 7,975      | 4,929      | 4,597          | 17,501         | 679                |
| 9       | 26,697 | 1,222     | 2,589      | 10,348     | 6,787      | 5,397          | 22,532         | 354                |
| 10      | 26,746 | 1,257     | 2,521      | 10,048     | 7,080      | 5,520          | 22,647         | 321                |
| 11      | 26,762 | 1,257     | 2,602      | 10,042     | 7,130      | 5,433          | 22,605         | 298                |
| 12      | 26,347 | 1,315     | 2,629      | 9,837      | 6,955      | 5,304          | 22,096         | 308                |
| 2017. 1 | 25,878 | 1,313     | 2,640      | 9,414      | 6,652      | 5,237          | 21,304         | 623                |
| 2       | 25,979 | 1,293     | 2,750      | 9,539      | 6,687      | 5,171          | 21,398         | 539                |
| 3       | 26,443 | 1,366     | 2,706      | 9,872      | 6,843      | 5,318          | 22,032         | 339                |
| 4       | 26,744 | 1,347     | 2,714      | 9,965      | 7,043      | 5,388          | 22,395         | 288                |
| 5       | 26,992 | 1,318     | 2,602      | 10,089     | 7,148      | 5,539          | 22,776         | 296                |
| 6       | 27,020 | 1,262     | 2,674      | 10,034     | 7,151      | 5,587          | 22,772         | 312                |
| 7       | 27,078 | 1,330     | 2,821      | 9,988      | 7,217      | 5,368          | 22,573         | 355                |
| 8       | 26,904 | 1,576     | 6,831      | 8,336      | 5,180      | 4,363          | 17,879         | 619                |
| 9       | 27,011 | 1,349     | 2,726      | 10,709     | 6,885      | 5,035          | 22,630         | 306                |
| 10      | 27,026 | 1,303     | 2,543      | 10,621     | 7,062      | 5,195          | 22,878         | 303                |
| 11      | 27,019 | 1,383     | 2,781      | 10,666     | 6,853      | 5,050          | 22,569         | 286                |
| 12      | 26,604 | 1,506     | 2,829      | 10,301     | 6,749      | 4,900          | 21,950         | 319                |
| 2018. 1 | 26,213 | 1,382     | 2,754      | 10,216     | 6,512      | 4,711          | 21,439         | 638                |
| 2       | 26,083 | 1,349     | 2,675      | 10,342     | 6,437      | 4,759          | 21,538         | 521                |
| 3       | 26,555 | 1,548     | 2,738      | 10,548     | 6,581      | 4,754          | 21,883         | 386                |
| 4       | 26,868 | 1,419     | 2,682      | 10,934     | 6,710      | 4,761          | 22,405         | 361                |
| 5       | 27,064 | 1,464     | 2,796      | 10,849     | 6,773      | 4,821          | 22,443         | 360                |
| 6       | 27,126 | 1,604     | 7,422      | 8,504      | 5,094      | 4,174          | 17,772         | 330                |
| 7       | 27,083 | 1,572     | 3,089      | 11,585     | 6,219      | 4,218          | 22,022         | 400                |
| 8       | 26,907 | 1,830     | 7,945      | 8,200      | 4,648      | 3,666          | 16,513         | 619                |
| 9       | 27,055 | 1,513     | 3,002      | 11,732     | 6,319      | 4,180          | 22,231         | 309                |
| 10      | 27,090 | 1,500     | 2,913      | 11,468     | 6,580      | 4,329          | 22,377         | 300                |
| 11      | 27,184 | 1,512     | 3,101      | 11,505     | 6,551      | 4,214          | 22,271         | 301                |
| 12      | 26,638 | 1,545     | 3,163      | 11,152     | 6,404      | 4,060          | 21,616         | 315                |
| 2019. 1 | 26,232 | 1,517     | 3,039      | 10,859     | 6,241      | 4,001          | 21,101         | 575                |
| 2       | 26,346 | 1,663     | 3,112      | 11,017     | 6,112      | 3,966          | 21,095         | 476                |
| 3       | 26,805 | 1,789     | 3,125      | 11,197     | 6,327      | 4,020          | 21,545         | 347                |
| 4       | 27,038 | 1,781     | 3,122      | 11,356     | 6,373      | 4,052          | 21,781         | 355                |
| 5       | 27,322 | 1,814     | 3,112      | 11,455     | 6,415      | 4,192          | 22,061         | 336                |
| 6       | 27,408 | 1,813     | 3,114      | 11,523     | 6,434      | 4,154          | 22,112         | 369                |
| 7       | 27,383 | 1,853     | 3,312      | 11,431     | 6,334      | 4,007          | 21,772         | 446                |
| 8       | 27,358 | 2,096     | 7,861      | 8,520      | 4,604      | 3,573          | 16,697         | 704                |
| 9       | 27,404 | 1,883     | 3,368      | 12,041     | 5,928      | 3,812          | 21,780         | 372                |
| 10      | 27,509 | 1,839     | 3,173      | 12,019     | 6,269      | 3,901          | 22,189         | 308                |
| 11      | 27,515 | 1,898     | 3,350      | 11,974     | 6,256      | 3,751          | 21,982         | 285                |
| 12      | 27,154 | 1,902     | 3,288      | 11,836     | 6,167      | 3,654          | 21,657         | 307                |
| 2020. 1 | 26,800 | 1,781     | 3,344      | 11,415     | 6,064      | 3,649          | 21,128         | 546                |
| 2       | 26,838 | 1,937     | 3,400      | 11,481     | 5,909      | 3,493          | 20,883         | 618                |
| 3       | 26,609 | 1,593     | 3,456      | 11,515     | 5,320      | 3,119          | 19,953         | 1,607              |
| 4       | 26,562 | 1,672     | 8,138      | 8,433      | 4,077      | 2,758          | 15,268         | 1,485              |

: 1) : 15 1 7 ( , )  
3Note 1) Survey reference period: A week including the 15th of each month  
(A week earlier when including more than 3 holidays in a row during the survey reference period)

Source: Statistics Korea.



# 9. Unemployed Persons by Gender and Educational Attainment

: 1,000

In thousand persons

|          | Total | Under middle school | High school graduates | College, university and over | Male | Under middle school | High school graduates | College, university and over | Female | Under middle school | High school graduates | College, university and over |
|----------|-------|---------------------|-----------------------|------------------------------|------|---------------------|-----------------------|------------------------------|--------|---------------------|-----------------------|------------------------------|
|          |       |                     |                       |                              |      |                     |                       |                              |        |                     |                       |                              |
| 2015     | 976   | 120                 | 433                   | 423                          | 572  | 74                  | 259                   | 239                          | 404    | 46                  | 174                   | 184                          |
| 2016     | 1,009 | 114                 | 443                   | 453                          | 594  | 70                  | 268                   | 257                          | 415    | 44                  | 175                   | 196                          |
| 2017     | 1,023 | 117                 | 408                   | 498                          | 607  | 64                  | 258                   | 285                          | 416    | 53                  | 150                   | 213                          |
| 2018     | 1,073 | 135                 | 444                   | 494                          | 630  | 78                  | 272                   | 280                          | 443    | 57                  | 172                   | 214                          |
| 2019     | 1,063 | 155                 | 440                   | 469                          | 627  | 87                  | 278                   | 261                          | 437    | 68                  | 161                   | 208                          |
| 2017. 10 | 894   | 95                  | 365                   | 433                          | 546  | 56                  | 232                   | 258                          | 347    | 39                  | 134                   | 175                          |
| 11       | 871   | 78                  | 343                   | 449                          | 528  | 49                  | 210                   | 269                          | 342    | 29                  | 134                   | 180                          |
| 12       | 913   | 95                  | 364                   | 454                          | 560  | 56                  | 240                   | 264                          | 353    | 39                  | 125                   | 189                          |
| 2018. 1  | 1,020 | 176                 | 413                   | 431                          | 582  | 97                  | 256                   | 229                          | 438    | 80                  | 157                   | 201                          |
| 2        | 1,265 | 302                 | 481                   | 483                          | 684  | 136                 | 305                   | 242                          | 582    | 166                 | 175                   | 240                          |
| 3        | 1,257 | 157                 | 524                   | 575                          | 742  | 95                  | 328                   | 320                          | 515    | 63                  | 197                   | 255                          |
| 4        | 1,161 | 116                 | 472                   | 574                          | 682  | 73                  | 291                   | 318                          | 479    | 43                  | 180                   | 256                          |
| 5        | 1,121 | 119                 | 455                   | 547                          | 672  | 73                  | 282                   | 316                          | 449    | 45                  | 173                   | 231                          |
| 6        | 1,034 | 112                 | 415                   | 507                          | 603  | 64                  | 248                   | 291                          | 431    | 48                  | 166                   | 217                          |
| 7        | 1,039 | 117                 | 423                   | 499                          | 611  | 72                  | 246                   | 292                          | 428    | 45                  | 177                   | 207                          |
| 8        | 1,133 | 130                 | 492                   | 511                          | 675  | 78                  | 300                   | 297                          | 458    | 52                  | 192                   | 214                          |
| 9        | 1,024 | 108                 | 425                   | 492                          | 604  | 67                  | 254                   | 284                          | 420    | 41                  | 171                   | 208                          |
| 10       | 973   | 100                 | 416                   | 456                          | 575  | 63                  | 249                   | 264                          | 398    | 38                  | 168                   | 192                          |
| 11       | 909   | 88                  | 391                   | 429                          | 546  | 58                  | 238                   | 250                          | 363    | 30                  | 153                   | 179                          |
| 12       | 944   | 96                  | 426                   | 422                          | 586  | 60                  | 268                   | 258                          | 358    | 36                  | 158                   | 164                          |
| 2019. 1  | 1,224 | 281                 | 498                   | 445                          | 693  | 118                 | 316                   | 260                          | 530    | 163                 | 182                   | 186                          |
| 2        | 1,303 | 286                 | 502                   | 515                          | 720  | 126                 | 323                   | 271                          | 584    | 161                 | 179                   | 244                          |
| 3        | 1,197 | 144                 | 481                   | 572                          | 710  | 82                  | 310                   | 318                          | 487    | 62                  | 170                   | 254                          |
| 4        | 1,245 | 141                 | 502                   | 603                          | 747  | 82                  | 329                   | 336                          | 498    | 59                  | 173                   | 266                          |
| 5        | 1,145 | 128                 | 479                   | 538                          | 690  | 88                  | 307                   | 295                          | 455    | 40                  | 172                   | 243                          |
| 6        | 1,137 | 128                 | 471                   | 538                          | 678  | 83                  | 299                   | 296                          | 460    | 45                  | 172                   | 242                          |
| 7        | 1,097 | 131                 | 468                   | 498                          | 637  | 86                  | 283                   | 269                          | 460    | 46                  | 186                   | 229                          |
| 8        | 858   | 104                 | 363                   | 391                          | 514  | 68                  | 224                   | 222                          | 343    | 36                  | 138                   | 168                          |
| 9        | 884   | 108                 | 388                   | 388                          | 541  | 72                  | 242                   | 227                          | 342    | 36                  | 146                   | 161                          |
| 10       | 864   | 113                 | 348                   | 403                          | 520  | 74                  | 218                   | 227                          | 345    | 40                  | 130                   | 175                          |
| 11       | 866   | 107                 | 374                   | 385                          | 534  | 75                  | 244                   | 215                          | 332    | 33                  | 129                   | 169                          |
| 12       | 942   | 187                 | 400                   | 354                          | 536  | 97                  | 246                   | 193                          | 406    | 90                  | 155                   | 161                          |
| 2020. 1  | 1,153 | 299                 | 445                   | 409                          | 626  | 138                 | 275                   | 213                          | 526    | 161                 | 170                   | 196                          |
| 2        | 1,153 | 201                 | 467                   | 485                          | 643  | 107                 | 289                   | 247                          | 509    | 93                  | 178                   | 238                          |
| 3        | 1,180 | 199                 | 471                   | 510                          | 662  | 107                 | 296                   | 260                          | 517    | 92                  | 176                   | 250                          |
| 4        | 1,172 | 189                 | 477                   | 506                          | 675  | 108                 | 300                   | 267                          | 497    | 80                  | 177                   | 240                          |

Source: Statistics Korea.

10.

(10 )

28,000

-9

1

|          | All industries                 |             | Mining & quarrying                 |             | Manufacturing                   |             | Electricity, gas, steam & water supply            |             | Sewerage, waste management, materials recovery & remediation |             |
|----------|--------------------------------|-------------|------------------------------------|-------------|---------------------------------|-------------|---|-------------|--|-------------|
|          | Earnings                       | Days worked | Earnings                           | Days worked | Earnings                        | Days worked | Earnings  | Days worked | Earnings   | Days worked |
| 2017     | 3,902,139                      | 20.5        | 4,084,980                          | 21.6        | 4,055,809                       | 20.8        | 6,379,740   | 19.4        | 3,429,455  | 21.8        |
| 2018     | 4,098,098                      | 20.4        | 4,169,571                          | 21.9        | 4,329,992                       | 20.6        | 6,531,359   | 19.1        | 3,625,833  | 21.8        |
| 2019     | 4,212,828                      | 20.4        | 4,332,240                          | 21.9        | 4,431,290                       | 20.6        | 6,654,182   | 19.1        | 3,852,200  | 21.8        |
| 2017.4/4 | 3,936,290                      | 19.8        | 3,964,083                          | 21.0        | 4,085,315                       | 20.1        | 6,468,211   | 18.4        | 3,533,754  | 21.1        |
| 2018.1/4 | 4,366,922                      | 20.3        | 4,120,549                          | 21.5        | 4,859,193                       | 20.6        | 6,425,129   | 18.8        | 3,528,053  | 21.5        |
| 2/4      | 3,812,654                      | 20.3        | 3,943,351                          | 21.9        | 3,861,670                       | 20.7        | 6,089,423   | 19.2        | 3,475,155  | 21.9        |
| 3/4      | 4,131,374                      | 20.1        | 4,554,811                          | 21.3        | 4,264,106                       | 20.1        | 6,940,471   | 19.6        | 3,682,610  | 21.7        |
| 4/4      | 4,083,359                      | 20.8        | 4,063,567                          | 22.7        | 4,333,139                       | 21.2        | 6,661,320   | 18.9        | 3,807,615  | 22.2        |
| 2019.1/4 | 4,467,564                      | 19.7        | 4,320,531                          | 21.4        | 4,954,762                       | 19.9        | 6,641,051   | 18.5        | 3,785,012  | 21.1        |
| 2/4      | 3,940,442                      | 20.7        | 4,080,327                          | 22.4        | 3,984,554                       | 21.0        | 6,189,688   | 19.4        | 3,643,353  | 22.1        |
| 3/4      | 4,250,722                      | 20.4        | 4,743,249                          | 21.7        | 4,409,531                       | 20.4        | 7,181,953   | 19.1        | 3,945,179  | 21.8        |
| 4/4      | 4,193,327                      | 20.7        | 4,188,916                          | 22.1        | 4,375,338                       | 21.0        | 6,597,350   | 19.5        | 4,034,054  | 22.2        |
|          | Information and communications |             | Financial institutions & insurance |             | Real estate & renting & leasing |             | Professional, scientific and technical activities |             | Business facilities management and business support services |             |
|          | Earnings                       | Days worked | Earnings                           | Days worked | Earnings                        | Days worked | Earnings  | Days worked | Earnings   | Days worked |
| 2017     | 4,527,497                      | 19.9        | 6,155,351                          | 19.5        | 2,811,656                       | 19.4        | 5,218,405   | 19.8        | 2,160,322  | 20.3        |
| 2018     | 4,701,807                      | 19.8        | 6,474,157                          | 19.5        | 3,049,388                       | 19.3        | 5,528,632   | 19.8        | 2,287,233  | 20.2        |
| 2019     | 4,893,016                      | 19.9        | 6,672,805                          | 19.6        | 3,274,026                       | 19.4        | 5,670,354   | 19.8        | 2,420,170  | 20.3        |
| 2017.4/4 | 4,567,045                      | 18.9        | 6,159,795                          | 18.5        | 2,859,090                       | 18.7        | 5,301,887   | 18.9        | 2,188,520  | 19.7        |
| 2018.1/4 | 4,956,830                      | 19.8        | 7,337,937                          | 19.7        | 3,030,257                       | 19.2        | 5,786,032   | 19.8        | 2,302,163  | 20.1        |
| 2/4      | 4,495,400                      | 19.6        | 5,881,221                          | 19.2        | 2,896,958                       | 19.2        | 5,114,772   | 19.6        | 2,239,683  | 20.0        |
| 3/4      | 4,739,590                      | 19.6        | 6,490,756                          | 19.3        | 3,204,159                       | 19.1        | 5,625,244   | 19.5        | 2,305,493  | 20.1        |
| 4/4      | 4,618,843                      | 20.2        | 6,185,571                          | 19.9        | 3,066,645                       | 19.7        | 5,590,453   | 20.2        | 2,301,446  | 20.6        |
| 2019.1/4 | 5,231,881                      | 19.2        | 7,607,096                          | 19.0        | 3,221,613                       | 18.8        | 5,772,596   | 19.1        | 2,443,339  | 19.6        |
| 2/4      | 4,700,870                      | 20.2        | 6,100,205                          | 19.8        | 3,092,772                       | 19.6        | 5,242,658   | 20.1        | 2,368,508  | 20.4        |
| 3/4      | 4,817,867                      | 20.2        | 6,497,917                          | 19.9        | 3,503,511                       | 19.6        | 5,810,447   | 19.9        | 2,421,808  | 20.5        |
| 4/4      | 4,826,045                      | 20.2        | 6,489,307                          | 19.8        | 3,279,977                       | 19.8        | 5,854,101   | 20.2        | 2,447,064  | 20.6        |

## 10. Monthly Earnings and Days Worked of Regular Employees by Industry (10 Employees and More)

Data are based on the Labor Force Survey at Establishments. The survey covers whole industries excluding agriculture, hunting, forestry and fishing 28,000 sample establishments with one or more engaged persons. Figures are based on the 9th revision of Korean Standard Industrial Classification.

In won, day

| Construction |             | Wholesale and retail trade |             | Transportation |             | Accommodation and food services |             |          |
|--------------|-------------|----------------------------|-------------|----------------|-------------|---------------------------------|-------------|----------|
| Earnings     | Days worked | Earnings                   | Days worked | Earnings       | Days worked | Earnings                        | Days worked |          |
| 3,884,243    | 20.5        | 4,005,239                  | 20.4        | 3,296,997      | 21.2        | 2,689,630                       | 22.4        | 2017     |
| 4,102,891    | 20.5        | 4,177,131                  | 20.3        | 3,496,355      | 21.0        | 2,829,617                       | 22.3        | 2018     |
| 4,384,981    | 20.5        | 4,348,555                  | 20.4        | 3,612,676      | 20.9        | 2,894,463                       | 22.1        | 2019     |
| 3,905,273    | 19.6        | 4,081,904                  | 19.6        | 3,360,452      | 20.7        | 2,697,873                       | 22.1        | 4/4.2017 |
| 4,150,985    | 20.4        | 4,351,685                  | 20.2        | 3,488,677      | 21.0        | 2,904,321                       | 22.0        | 1/4.2018 |
| 3,900,821    | 20.3        | 3,910,187                  | 20.1        | 3,351,152      | 20.9        | 2,742,972                       | 22.1        | 2/4      |
| 4,207,331    | 20.4        | 4,261,501                  | 20.1        | 3,655,484      | 20.9        | 2,890,210                       | 22.1        | 3/4      |
| 4,154,379    | 20.9        | 4,186,136                  | 20.6        | 3,490,596      | 21.3        | 2,784,747                       | 22.7        | 4/4      |
| 4,457,090    | 19.7        | 4,523,873                  | 19.7        | 3,544,509      | 20.3        | 3,012,807                       | 21.3        | 1/4.2019 |
| 4,197,377    | 20.8        | 4,083,802                  | 20.6        | 3,465,370      | 21.1        | 2,804,748                       | 22.3        | 2/4      |
| 4,509,774    | 20.7        | 4,357,384                  | 20.5        | 3,810,004      | 21.0        | 2,917,068                       | 22.3        | 3/4      |
| 4,376,646    | 20.9        | 4,431,008                  | 20.6        | 3,633,449      | 21.1        | 2,845,553                       | 22.6        | 4/4      |

| Education |             | Health and social work |             | Arts, sports and recreation related services |             | Membership organizations, repair and other personal services |             |          |
|-----------|-------------|------------------------|-------------|--|-------------|--|-------------|----------|
| Earnings  | Days worked | Earnings               | Days worked | Earnings                                     | Days worked | Earnings   | Days worked |          |
| 4,431,935 | 19.8        | 3,242,262              | 20.5        | 3,331,161                                    | 20.8        | 3,081,767  | 21.3        | 2017     |
| 4,499,051 | 19.8        | 3,345,828              | 20.5        | 3,484,551                                    | 20.4        | 3,310,358  | 21.2        | 2018     |
| 4,385,449 | 19.3        | 3,489,846              | 20.5        | 3,618,957                                    | 20.3        | 3,447,074  | 21.1        | 2019     |
| 4,285,452 | 19.1        | 3,289,869              | 19.9        | 3,514,824                                    | 20.3        | 3,161,394  | 20.6        | 4/4.2017 |
| 4,659,579 | 19.2        | 3,335,546              | 20.5        | 3,447,489                                    | 20.3        | 3,374,137  | 21.1        | 1/4.2018 |
| 4,399,126 | 19.9        | 3,279,354              | 20.4        | 3,256,073                                    | 20.4        | 3,134,030  | 21.1        | 2/4      |
| 4,639,297 | 19.3        | 3,407,470              | 20.3        | 3,569,822                                    | 20.3        | 3,347,420  | 20.9        | 3/4      |
| 4,288,106 | 20.6        | 3,359,087              | 20.9        | 3,660,761                                    | 20.8        | 3,384,759  | 21.6        | 4/4      |
| 4,675,525 | 18.5        | 3,478,449              | 19.8        | 3,600,090                                    | 19.4        | 3,463,846  | 20.4        | 1/4.2019 |
| 4,396,567 | 20.5        | 3,405,794              | 20.8        | 3,411,705                                    | 20.6        | 3,303,325  | 21.4        | 2/4      |
| 4,558,302 | 19.2        | 3,556,559              | 20.7        | 3,717,951                                    | 20.5        | 3,458,310  | 21.1        | 3/4      |
| 3,941,432 | 19.0        | 3,516,494              | 20.8        | 3,740,097                                    | 20.7        | 3,562,047  | 21.3        | 4/4      |

Source: Ministry of Employment and Labor.

11.

1)

44

10

|           | Mining & quarrying |             | 가                                     |             | ;                                  |             |           |      |
|-----------|--------------------|-------------|---------------------------------------|-------------|------------------------------------|-------------|-----------|------|
|           |                    |             | Coal, crude petroleum and natural gas |             | Non-metallic minerals, except fuel |             |           |      |
|           | Earnings           | Days worked | Earnings                              | Days worked | Earnings                           | Days worked |           |      |
| 2017      | 4,084,980          | 21.6        | 4,901,903                             | 20.1        | 3,758,889                          | 22.2        |           |      |
| 2018      | 4,169,571          | 21.9        | 5,037,979                             | 20.0        | 3,820,259                          | 22.5        |           |      |
| 2019      | 4,332,240          | 21.9        | 5,285,176                             | 20.1        | 3,957,237                          | 22.5        |           |      |
| 2017. 4/4 | 3,964,083          | 21.0        | 4,460,213                             | 19.5        | 3,693,333                          | 21.5        |           |      |
| 2018. 1/4 | 4,120,549          | 21.5        | 5,057,167                             | 20.3        | 3,831,315                          | 22.0        |           |      |
| 2/4       | 3,943,351          | 21.9        | 4,660,525                             | 20.2        | 3,652,007                          | 22.6        |           |      |
| 3/4       | 4,554,811          | 21.3        | 5,869,213                             | 18.9        | 4,010,066                          | 22.1        |           |      |
| 4/4       | 4,063,567          | 22.7        | 4,607,593                             | 20.8        | 3,785,196                          | 23.3        |           |      |
| 2019. 1/4 | 4,320,531          | 21.4        | 5,238,159                             | 20.1        | 4,063,284                          | 21.8        |           |      |
| 2/4       | 4,080,327          | 22.4        | 4,854,526                             | 20.7        | 3,804,917                          | 23.0        |           |      |
| 3/4       | 4,743,249          | 21.7        | 6,183,910                             | 19.6        | 4,064,069                          | 22.4        |           |      |
| 4/4       | 4,188,916          | 22.1        | 4,887,851                             | 20.1        | 3,894,515                          | 22.9        |           |      |
|           |                    |             |                                       |             |                                    |             |           |      |
|           | Tobacco            |             | ; textiles, except apparel            |             | 가, 가                               |             |           |      |
|           |                    |             |                                       |             |                                    |             |           |      |
|           | Earnings           | Days worked | Earnings                              | Days worked | Earnings                           | Days worked |           |      |
| 2017      | 6,473,142          | 19.6        | 3,008,046                             | 21.5        | 3,119,681                          | 20.5        | 2,765,891 | 21.3 |
| 2018      | 6,348,180          | 19.0        | 3,155,359                             | 21.8        | 3,259,897                          | 20.4        | 2,851,079 | 20.7 |
| 2019      | 6,431,084          | 18.5        | 3,280,153                             | 21.2        | 3,534,301                          | 20.6        | 3,020,377 | 20.7 |
| 2017. 4/4 | 5,175,802          | 18.8        | 2,962,200                             | 20.7        | 3,166,678                          | 19.7        | 2,651,614 | 20.6 |
| 2018. 1/4 | 7,975,794          | 20.0        | 3,118,439                             | 21.5        | 3,308,776                          | 20.3        | 2,764,921 | 20.7 |
| 2/4       | 5,669,336          | 19.2        | 3,158,445                             | 22.0        | 3,161,490                          | 20.1        | 2,797,932 | 20.5 |
| 3/4       | 6,296,789          | 18.5        | 3,173,559                             | 21.2        | 3,282,769                          | 20.1        | 3,020,841 | 20.0 |
| 4/4       | 5,559,937          | 18.4        | 3,173,463                             | 22.4        | 3,288,288                          | 21.0        | 2,827,734 | 21.4 |
| 2019. 1/4 | 7,440,343          | 18.1        | 3,304,611                             | 20.4        | 3,546,715                          | 19.8        | 2,949,057 | 19.9 |
| 2/4       | 6,127,204          | 19.3        | 3,223,266                             | 21.5        | 3,439,417                          | 20.9        | 2,987,768 | 20.9 |
| 3/4       | 7,018,831          | 18.7        | 3,328,134                             | 21.2        | 3,566,884                          | 20.7        | 3,144,548 | 20.8 |
| 4/4       | 5,227,305          | 17.8        | 3,264,632                             | 21.9        | 3,585,367                          | 21.0        | 3,005,331 | 21.1 |

: 1) 10

:

## 11. Monthly Earnings and Days Worked of Regular Employees by Mining and Manufacturing Industry <sup>1)</sup>

See headnote, table 10, page 45.

In won, day

| Mining support service activities              |             | Manufacturing                  |             | Food products                             |             | Beverages |             |           |
|--|-------------|--------------------------------|-------------|---|-------------|-----------|-------------|-----------|
|  |             |                                |             |   |             |           |             |           |
| Earnings                                       | Days worked | Earnings                       | Days worked | Earnings                                  | Days worked | Earnings  | Days worked |           |
| ...  | ...         | 4,055,809                      | 20.8        | 3,076,490                                 | 21.3        | 4,521,301 | 20.6        | 2017      |
| ...  | ...         | 4,329,992                      | 20.6        | 3,168,034                                 | 21.2        | 4,783,323 | 20.3        | 2018      |
| ...  | ...         | 4,431,290                      | 20.6        | 3,301,122                                 | 20.8        | 5,162,128 | 19.8        | 2019      |
| ...  | ...         | 4,085,315                      | 20.1        | 3,145,061                                 | 20.5        | 4,649,789 | 19.4        | 4/4. 2017 |
| ...  | ...         | 4,859,193                      | 20.6        | 3,186,124                                 | 20.9        | 4,719,287 | 20.1        | 1/4. 2018 |
| ...  | ...         | 3,861,670                      | 20.7        | 3,022,640                                 | 21.2        | 4,712,760 | 20.5        | 2/4       |
| ...  | ...         | 4,264,106                      | 20.1        | 3,231,013                                 | 20.9        | 4,892,895 | 20.4        | 3/4       |
| ...  | ...         | 4,333,139                      | 21.2        | 3,229,831                                 | 21.6        | 4,805,403 | 20.3        | 4/4       |
| ...  | ...         | 4,954,762                      | 19.9        | 3,322,277                                 | 20.1        | 5,086,387 | 19.1        | 1/4. 2019 |
| ...  | ...         | 3,984,554                      | 21.0        | 3,161,212                                 | 21.3        | 4,862,584 | 20.4        | 2/4       |
| ...  | ...         | 4,409,531                      | 20.4        | 3,365,920                                 | 20.9        | 5,450,274 | 19.8        | 3/4       |
| ...  | ...         | 4,375,338                      | 21.0        | 3,355,136                                 | 21.0        | 5,257,689 | 19.8        | 4/4       |
| Manufacturing                                  |             |                                |             |   |             |           |             |           |
| ; 가  |             | ,                              |             |   |             |           |             |           |
| Wood products of wood & cork, except furniture |             | Pulp, paper and paper products |             | Printing & reproduction of recorded media |             |           |             |           |
| Earnings                                       | Days worked | Earnings                       | Days worked | Earnings                                  | Days worked |           |             |           |
| 3,299,575                                      | 22.2        | 3,409,735                      | 21.4        | 3,017,711                                 | 20.7        |           |             | 2017      |
| 3,482,535                                      | 22.0        | 3,640,777                      | 21.1        | 3,196,582                                 | 21.1        |           |             | 2018      |
| 3,616,778                                      | 21.9        | 3,753,593                      | 21.0        | 3,264,775                                 | 20.9        |           |             | 2019      |
| 3,358,336                                      | 21.3        | 3,595,906                      | 20.7        | 3,093,370                                 | 20.0        |           |             | 4/4. 2017 |
| 3,542,171                                      | 21.7        | 3,554,189                      | 21.3        | 3,243,242                                 | 20.8        |           |             | 1/4. 2018 |
| 3,239,237                                      | 21.9        | 3,456,827                      | 21.1        | 3,063,764                                 | 21.1        |           |             | 2/4       |
| 3,636,486                                      | 21.6        | 3,598,121                      | 20.4        | 3,213,896                                 | 20.8        |           |             | 3/4       |
| 3,508,659                                      | 22.8        | 3,955,485                      | 21.7        | 3,265,790                                 | 21.7        |           |             | 4/4       |
| 3,702,516                                      | 21.3        | 3,782,094                      | 20.2        | 3,224,684                                 | 20.4        |           |             | 1/4. 2019 |
| 3,406,801                                      | 22.1        | 3,536,238                      | 21.3        | 3,164,327                                 | 21.2        |           |             | 2/4       |
| 3,854,669                                      | 21.9        | 3,722,515                      | 21.0        | 3,331,982                                 | 21.0        |           |             | 3/4       |
| 3,506,659                                      | 22.4        | 3,973,250                      | 21.6        | 3,340,647                                 | 21.2        |           |             | 4/4       |

Note: 1) 10 Employees and more

Source: Ministry of Employment and Labor.

11.

( ) <sup>1)</sup>

|           | Coke, fuel briquettes & refined petro.                         |             | Chemicals and chemical products except pharmaceuticals, medicinal chemicals |             | Pharmaceuticals, medicinal chemicals and botanical products |             | Rubber and plastic products |             |
|-----------|--|-------------|---|-------------|---|-------------|-----------------------------|-------------|
|           | Earnings   | Days worked | Earnings  | Days worked | Earnings  | Days worked | Earnings                    | Days worked |
| 2017      | 7,865,452  | 20.1        | 4,918,075   | 20.4        | 4,067,063   | 19.8        | 3,600,495                   | 21.7        |
| 2018      | 8,162,783  | 20.1        | 5,127,166   | 20.4        | 4,139,209   | 19.8        | 3,693,220                   | 21.2        |
| 2019      | 7,879,645  | 20.1        | 5,235,733   | 20.4        | 4,408,116   | 19.9        | 3,854,351                   | 21.1        |
| 2017. 4/4 | 7,076,088  | 19.3        | 5,029,551   | 19.7        | 3,941,047   | 19.0        | 3,612,529                   | 21.0        |
| 2018. 1/4 | 12,297,714   | 20.3        | 5,577,585   | 20.3        | 4,401,836   | 20.0        | 3,781,547                   | 21.2        |
| 2/4       | 6,781,950  | 19.9        | 4,876,562   | 20.4        | 4,008,742   | 19.9        | 3,441,586                   | 21.3        |
| 3/4       | 6,381,863  | 20.0        | 4,814,402   | 20.0        | 4,105,575   | 19.3        | 3,819,639                   | 20.7        |
| 4/4       | 7,254,747  | 20.3        | 5,237,301   | 20.8        | 4,051,607   | 20.1        | 3,733,340                   | 21.8        |
| 2019. 1/4 | 10,175,601   | 19.4        | 5,774,511   | 19.7        | 4,774,865   | 19.4        | 3,937,773                   | 20.6        |
| 2/4       | 6,750,593  | 20.3        | 4,843,885   | 20.8        | 4,182,250   | 20.1        | 3,711,015                   | 21.6        |
| 3/4       | 6,971,406  | 20.4        | 5,007,504   | 20.3        | 4,281,715   | 19.9        | 3,957,470                   | 20.6        |
| 4/4       | 7,617,323  | 20.5        | 5,312,222   | 20.7        | 4,397,901   | 20.1        | 3,811,874                   | 21.4        |
|           | Medical, precision and optical instruments, watches and clocks |             | Electrical equipment  |             | Other machinery and equipment                               |             |                             |             |
|           | Earnings   | Days worked | Earnings  | Days worked | Earnings  | Days worked |                             |             |
| 2017      | 3,548,149  | 20.3        | 3,832,345   | 20.5        | 3,815,307   |             | 21.1                        |             |
| 2018      | 3,685,839  | 20.2        | 3,941,729   | 20.3        | 3,879,214   |             | 20.9                        |             |
| 2019      | 3,787,962  | 20.2        | 4,077,386   | 20.2        | 4,044,254   |             | 20.7                        |             |
| 2017. 4/4 | 3,727,226  | 19.4        | 3,888,689   | 19.7        | 3,797,682   |             | 20.3                        |             |
| 2018. 1/4 | 3,620,492  | 20.2        | 3,988,634   | 20.3        | 4,205,132   |             | 20.9                        |             |
| 2/4       | 3,553,108  | 20.1        | 3,730,105   | 20.3        | 3,647,719   |             | 20.9                        |             |
| 3/4       | 3,788,014  | 19.9        | 4,022,396   | 19.7        | 3,863,990   |             | 20.2                        |             |
| 4/4       | 3,780,310  | 20.5        | 4,022,572   | 20.8        | 3,800,887   |             | 21.4                        |             |
| 2019. 1/4 | 3,840,221  | 19.5        | 4,229,436   | 19.6        | 4,351,806   |             | 20.1                        |             |
| 2/4       | 3,596,488  | 20.5        | 3,799,408   | 20.7        | 3,707,778   |             | 21.1                        |             |
| 3/4       | 3,829,197  | 20.3        | 4,118,375   | 20.1        | 4,085,989   |             | 20.5                        |             |
| 4/4       | 3,885,486  | 20.5        | 4,161,795   | 20.5        | 4,029,926   |             | 21.0                        |             |

# 11. Monthly Earnings and Days Worked of Regular Employees by Mining and Manufacturing Industry(Cont'd) <sup>1)</sup>

| Manufacturing                             |             |                           |             |   |             |  |             | In won, day |
|---|-------------|---------------------------|-------------|---|-------------|--|-------------|-------------|
| Other non-metallic mineral products       |             | 1<br>Basic metal products |             | 가 ; 가<br>Fabricated metal products ; except machinery and furniture |             | , , ,<br>Electronic components, computer, radio, television, communication equipment & apparatuses |             |             |
| Earnings                                  | Days worked | Earnings                  | Days worked | Earnings  | Days worked | Earnings   | Days worked |             |
| 4,068,037                                 | 21.6        | 4,498,289                 | 21.0        | 3,461,807   | 21.3        | 5,291,270  | 20.3        | 2017        |
| 4,150,420                                 | 21.5        | 4,794,015                 | 20.8        | 3,560,654   | 21.1        | 5,940,727  | 20.0        | 2018        |
| 4,356,981                                 | 21.5        | 4,697,514                 | 20.6        | 3,676,442   | 21.0        | 6,112,964  | 20.1        | 2019        |
| 4,054,844                                 | 21.0        | 4,587,233                 | 20.4        | 3,501,475   | 20.5        | 5,141,770  | 19.6        | 4/4. 2017   |
| 4,280,719                                 | 21.3        | 5,158,610                 | 20.9        | 3,540,965   | 20.9        | 8,572,588  | 19.9        | 1/4. 2018   |
| 3,941,233                                 | 21.7        | 4,409,093                 | 21.2        | 3,402,462   | 21.2        | 4,399,678  | 19.9        | 2/4         |
| 4,126,609                                 | 21.0        | 4,732,993                 | 20.2        | 3,680,930   | 20.7        | 5,247,589  | 20.0        | 3/4         |
| 4,253,809                                 | 22.1        | 4,875,348                 | 21.0        | 3,618,748   | 21.7        | 5,515,807  | 20.3        | 4/4         |
| 4,639,240                                 | 20.6        | 4,838,015                 | 20.0        | 3,732,791   | 20.3        | 9,283,888  | 19.2        | 1/4. 2019   |
| 4,058,550                                 | 22.0        | 4,467,850                 | 21.1        | 3,537,159   | 21.5        | 4,598,571  | 20.4        | 2/4         |
| 4,282,692                                 | 21.3        | 4,814,627                 | 20.4        | 3,801,527   | 20.8        | 5,572,752  | 20.4        | 3/4         |
| 4,450,350                                 | 22.1        | 4,669,950                 | 21.0        | 3,633,998   | 21.6        | 4,966,386  | 20.4        | 4/4         |
| Manufacturing                             |             |                           |             |   |             |  |             |             |
| Motor vehicles, trailers and semitrailers |             | Other transport equipment |             | 가<br>Furniture  |             | Other manufacturing  |             |             |
| Earnings                                  | Days worked | Earnings                  | Days worked | Earnings  | Days worked | Earnings   | Days worked |             |
| 4,498,701                                 | 20.7        | 4,253,691                 | 19.5        | 3,410,600   | 20.9        | 3,119,164  | 20.6        | 2017        |
| 5,160,642                                 | 20.2        | 4,797,246                 | 19.5        | 3,519,184   | 20.9        | 3,206,619  | 20.6        | 2018        |
| 5,035,733                                 | 20.3        | 4,899,537                 | 20.2        | 3,615,821   | 20.8        | 3,278,012  | 20.6        | 2019        |
| 4,670,492                                 | 20.0        | 4,379,228                 | 18.8        | 3,454,471   | 20.1        | 3,062,149  | 19.7        | 4/4. 2017   |
| 5,473,843                                 | 20.2        | 5,436,758                 | 19.0        | 3,464,324   | 20.8        | 3,155,507  | 20.5        | 1/4. 2018   |
| 4,454,139                                 | 20.5        | 3,997,434                 | 19.4        | 3,317,450   | 20.9        | 3,165,485  | 20.5        | 2/4         |
| 5,307,085                                 | 19.0        | 4,833,785                 | 18.6        | 3,625,081   | 20.1        | 3,266,773  | 20.3        | 3/4         |
| 5,403,408                                 | 21.0        | 4,920,241                 | 21.1        | 3,666,733   | 21.7        | 3,240,580  | 21.1        | 4/4         |
| 4,755,634                                 | 19.7        | 5,186,182                 | 19.6        | 3,545,190   | 20.0        | 3,274,289  | 19.9        | 1/4. 2019   |
| 4,540,400                                 | 21.0        | 4,263,836                 | 20.9        | 3,381,078   | 21.2        | 3,199,142  | 21.0        | 2/4         |
| 5,231,467                                 | 19.4        | 4,900,284                 | 19.2        | 3,710,153   | 20.8        | 3,325,584  | 20.4        | 3/4         |
| 5,622,672                                 | 20.9        | 5,235,475                 | 21.2        | 3,833,091   | 21.3        | 3,314,367  | 21.0        | 4/4         |

## 12.

1)2)

2015=100, %

|                         | Non-agricultural sector        |             | 3)                                 |             |                                 |             |   |             | ,가 ,   |             |
|-------------------------|--------------------------------|-------------|------------------------------------|-------------|---------------------------------|-------------|---|-------------|--|-------------|
|                         |                                |             | Industry                           |             | Mining                          |             | Manufacturing                                     |             | Electricity, gas, steam & water supply                       |             |
|                         | Index                          | Change rate | Index                              | Change rate | Index                           | Change rate | Index   | Change rate | Index  | Change rate |
| 2017                    | 104.4                          | 2.5         | 106.3                              | 3.4         | 103.2                           | -3.2        | 106.3   | 3.3         | 102.1  | 3.1         |
| 2018 <sup>p)</sup>      | 106.9                          | 2.4         | 109.9                              | 3.5         | 91.6                            | -11.2       | 109.8   | 3.4         | 104.5  | 2.4         |
| 2019                    | 106.7                          | -0.2        | 111.0                              | 1.0         | 78.2                            | -14.6       | 111.3   | 1.4         | 100.0  | -4.3        |
| 2017. 4/4               | 110.2                          | 6.3         | 110.8                              | 6.1         | 106.7                           | -2.3        | 110.7   | 5.5         | 110.1  | 14.1        |
| 2018. 1/4 <sup>p)</sup> | 104.3                          | 3.6         | 106.0                              | 2.4         | 83.2                            | -8.5        | 104.8   | 1.9         | 118.9  | 7.2         |
| 2/4                     | 107.5                          | 2.6         | 110.6                              | 4.3         | 104.2                           | -6.0        | 111.5   | 4.4         | 94.1   | 1.9         |
| 3/4                     | 107.2                          | 5.1         | 111.6                              | 6.6         | 96.8                            | -6.7        | 111.8   | 6.5         | 98.4   | 2.8         |
| 4/4                     | 108.3                          | -1.7        | 111.3                              | 0.4         | 83.4                            | -21.9       | 111.4   | 0.6         | 107.1  | -2.8        |
| 2019. 1/4 <sup>p)</sup> | 106.1                          | 1.7         | 107.9                              | 1.7         | 71.0                            | -14.6       | 107.0   | 2.1         | 116.6  | -1.9        |
| 2/4                     | 105.8                          | -1.6        | 109.1                              | -1.3        | 83.5                            | -19.8       | 109.8   | -1.5        | 91.6   | -2.6        |
| 3/4                     | 105.0                          | -2.1        | 111.4                              | -0.1        | 72.1                            | -25.5       | 112.0   | 0.2         | 94.8   | -3.6        |
| 4/4                     | 109.9                          | 1.4         | 115.8                              | 4.1         | 86.1                            | 3.3         | 116.3   | 4.4         | 97.8   | -8.7        |
|                         |                                |             |                                    |             |                                 |             |   |             |  |             |
|                         | Information and communications |             | Financial institutions & insurance |             | Real estate & renting & leasing |             | Professional, scientific and technical activities |             | Business facilities management and business support services |             |
|                         | Index                          | Change rate | Index                              | Change rate | Index                           | Change rate | Index   | Change rate | Index  | Change rate |
| 2017                    | 101.8                          | 2.5         | 106.4                              | 7.2         | 93.7                            | -3.3        | 96.9  | 0.6         | 100.6  | 4.0         |
| 2018 <sup>p)</sup>      | 100.9                          | -0.8        | 112.0                              | 5.3         | 95.2                            | 1.6         | 95.8  | -1.1        | 102.1  | 1.5         |
| 2019                    | 99.5                           | -1.4        | 122.0                              | 8.9         | 96.4                            | 1.3         | 93.5  | -2.4        | 105.8  | 3.6         |
| 2017. 4/4               | 121.1                          | 11.3        | 114.7                              | 17.1        | 96.0                            | -1.1        | 108.8   | 5.5         | 106.3  | 11.3        |
| 2018. 1/4 <sup>p)</sup> | 95.9                           | 4.6         | 109.0                              | 2.9         | 97.5                            | 7.3         | 88.3  | 0.1         | 101.0  | 3.1         |
| 2/4                     | 100.5                          | 1.0         | 111.4                              | 3.1         | 93.7                            | 0.0         | 100.8   | -0.9        | 101.9  | 1.5         |
| 3/4                     | 99.3                           | 3.5         | 113.1                              | 15.2        | 95.3                            | 1.3         | 90.7  | 1.3         | 100.9  | 3.1         |
| 4/4                     | 107.8                          | -11.0       | 114.8                              | 0.1         | 94.3                            | -1.8        | 103.2   | -5.2        | 104.5  | -1.7        |
| 2019. 1/4 <sup>p)</sup> | 96.3                           | 0.4         | 124.3                              | 14.0        | 95.5                            | -2.1        | 89.0  | 0.8         | 106.2  | 5.2         |
| 2/4                     | 95.6                           | -4.8        | 120.6                              | 8.3         | 92.4                            | -1.3        | 96.9  | -3.9        | 105.2  | 3.3         |
| 3/4                     | 95.5                           | -3.8        | 122.6                              | 8.4         | 95.9                            | 0.7         | 87.0  | -4.0        | 102.8  | 1.8         |
| 4/4                     | 110.3                          | 2.4         | 120.4                              | 4.9         | 101.8                           | 8.0         | 100.6   | -2.5        | 109.0  | 4.3         |

: 1)

2)

3)

:

2011

,가 .



12. Indices of Labor Productivity <sup>1)2)</sup>

2015=100, %

| Construction |             | Service |             | Sewerage, waste management, materials recovery & remediation |             | Wholesale and retail trade |             | Transportation |             |                         |
|--------------|-------------|---------|-------------|--|-------------|----------------------------|-------------|----------------|-------------|-------------------------|
| Index        | Change rate | Index   | Change rate | Index  | Change rate | Index                      | Change rate | Index          | Change rate |                         |
| 118.2        | 11.9        | 102.5   | 1.3         | 100.7  | -1.1        | 102.2                      | -0.1        | 107.8          | 4.8         | 2017                    |
| 116.0        | -1.9        | 105.3   | 2.7         | 98.7   | -2.0        | 105.6                      | 3.3         | 111.6          | 3.5         | 2018 <sup>p)</sup>      |
| 109.3        | -5.8        | 105.6   | 0.3         | 95.5   | -3.2        | 104.5                      | -1.1        | 110.1          | -1.3        | 2019                    |
| 131.1        | 10.4        | 108.5   | 6.8         | 106.0  | 2.4         | 109.5                      | 5.2         | 113.4          | 10.0        | 4/4. 2017               |
| 112.4        | 5.6         | 103.3   | 4.5         | 90.2   | -2.9        | 104.4                      | 7.3         | 108.6          | 6.3         | 1/4. 2018 <sup>p)</sup> |
| 122.0        | 1.5         | 105.4   | 2.4         | 105.6  | 3.8         | 106.5                      | 2.9         | 114.4          | 7.6         | 2/4                     |
| 112.8        | -2.3        | 105.6   | 5.5         | 99.5   | -2.6        | 104.4                      | 5.3         | 113.4          | 3.4         | 3/4                     |
| 116.8        | -10.9       | 106.8   | -1.6        | 99.2   | -6.5        | 107.2                      | -2.1        | 110.3          | -2.8        | 4/4                     |
| 103.6        | -7.8        | 106.7   | 3.3         | 86.3   | -4.4        | 105.8                      | 1.3         | 111.2          | 2.4         | 1/4. 2019 <sup>p)</sup> |
| 112.7        | -7.6        | 104.6   | -0.8        | 96.0   | -9.1        | 104.2                      | -2.2        | 110.6          | -3.4        | 2/4                     |
| 103.5        | -8.2        | 103.7   | -1.7        | 98.0   | -1.5        | 102.0                      | -2.3        | 109.7          | -3.3        | 3/4                     |
| 117.0        | 0.1         | 107.6   | 0.7         | 101.1  | 1.9         | 106.2                      | -1.0        | 109.1          | -1.0        | 4/4                     |

| Accommodation and food services |             | Education |             | Health and social work |             | Arts, sports and recreation related services |             | Membership organizations, repair and other personal services |             |                         |
|---------------------------------|-------------|-----------|-------------|------------------------|-------------|--|-------------|--|-------------|-------------------------|
| Index                           | Change rate | Index     | Change rate | Index                  | Change rate | Index  | Change rate | Index  | Change rate |                         |
| 100.8                           | -2.8        | 102.1     | 1.0         | 106.4                  | 3.8         | 92.0   | -8.5        | 98.8   | -1.0        | 2017                    |
| 101.2                           | 0.5         | 103.7     | 1.6         | 106.7                  | 0.3         | 92.4   | 0.4         | 102.7  | 3.9         | 2018 <sup>p)</sup>      |
| 99.5                            | -1.7        | 104.6     | 0.8         | 108.9                  | 2.0         | 87.9   | -4.9        | 101.5  | -1.1        | 2019                    |
| 102.7                           | 2.1         | 104.6     | 8.1         | 104.7                  | 3.4         | 93.6   | 0.1         | 107.5  | 3.3         | 4/4. 2017               |
| 97.3                            | 0.6         | 108.3     | 2.3         | 105.5                  | -1.6        | 81.9   | -6.1        | 98.3   | 6.9         | 1/4. 2018 <sup>p)</sup> |
| 99.5                            | -2.1        | 101.8     | 2.4         | 104.0                  | -3.4        | 98.9   | 0.9         | 102.9  | 3.8         | 2/4                     |
| 103.9                           | 1.8         | 105.6     | 6.9         | 112.4                  | 6.2         | 95.1   | 6.8         | 100.6  | 3.8         | 3/4                     |
| 104.2                           | 1.4         | 99.6      | -4.8        | 105.1                  | 0.5         | 93.7   | 0.1         | 108.7  | 1.1         | 4/4                     |
| 97.8                            | 0.6         | 113.8     | 5.1         | 112.2                  | 6.3         | 85.9   | 4.8         | 100.6  | 2.4         | 1/4. 2019 <sup>p)</sup> |
| 99.5                            | -0.0        | 99.0      | -2.7        | 106.6                  | 2.4         | 94.1   | -4.8        | 100.0  | -2.8        | 2/4                     |
| 97.6                            | -6.1        | 104.1     | -1.4        | 110.1                  | -2.1        | 84.7   | -10.9       | 97.4   | -3.2        | 3/4                     |
| 102.9                           | -1.2        | 102.3     | 2.8         | 107.1                  | 1.8         | 87.0   | -7.2        | 107.9  | -0.7        | 4/4                     |

Note: 1) Change rate is ratio to same quarter over the previous year.

2) The index was revised along with changes in source data, Labor Force Survey at Establishments-Working Condition Sector, beginning with statistics for 2011.

3) Mining and manufacturing, electricity, gas &amp; water

Source: Korea Productivity Center.

12-1. ( 가가 ) <sup>1)2)</sup>

2015=100, %

|                         | Non-agricultural sector |             | 3)       |             |        |             |               |             | ,가 ,                                   |             |
|-------------------------|-------------------------|-------------|----------|-------------|--------|-------------|---------------|-------------|--|-------------|
|                         |                         |             | Industry |             | Mining |             | Manufacturing |             | Electricity, gas, steam & water supply |             |
|                         | Index                   | Change rate | Index    | Change rate | Index  | Change rate | Index         | Change rate | Index                                  | Change rate |
| 2017                    | 104.7                   | 3.0         | 107.7    | 4.9         | 105.8  | -4.1        | 107.7         | 4.7         | 103.0                                  | 6.6         |
| 2018 <sup>p)</sup>      | 108.5                   | 3.6         | 113.4    | 5.3         | 96.9   | -8.4        | 113.5         | 5.4         | 105.2                                  | 2.1         |
| 2019                    | 110.0                   | 1.4         | 116.6    | 2.8         | 85.6   | -11.6       | 116.6         | 2.7         | 108.4                                  | 3.0         |
| 2017. 4/4               | 113.0                   | 9.6         | 116.3    | 12.0        | 96.9   | -3.4        | 116.8         | 11.5        | 106.3                                  | 16.6        |
| 2018. 1/4 <sup>p)</sup> | 103.8                   | 4.7         | 106.1    | 4.3         | 88.2   | -8.0        | 105.1         | 4.5         | 116.4                                  | 3.1         |
| 2/4                     | 108.1                   | 3.7         | 112.2    | 5.5         | 112.7  | -3.6        | 112.6         | 5.6         | 99.9                                   | 2.3         |
| 3/4                     | 110.2                   | 7.4         | 117.1    | 9.7         | 104.3  | -7.0        | 117.7         | 9.8         | 99.1                                   | 3.8         |
| 4/4                     | 111.6                   | -1.2        | 118.0    | 1.5         | 84.4   | -12.9       | 118.6         | 1.6         | 105.6                                  | -0.7        |
| 2019. 1/4 <sup>p)</sup> | 108.2                   | 4.3         | 112.5    | 6.0         | 79.4   | -10.0       | 111.2         | 5.8         | 127.9                                  | 9.8         |
| 2/4                     | 108.2                   | 0.1         | 112.9    | 0.6         | 94.1   | -16.6       | 112.4         | -0.1        | 113.3                                  | 13.4        |
| 3/4                     | 109.4                   | -0.7        | 118.7    | 1.3         | 81.9   | -21.5       | 119.5         | 1.5         | 96.8                                   | -2.3        |
| 4/4                     | 113.9                   | 2.1         | 122.1    | 3.5         | 86.6   | 2.6         | 123.1         | 3.8         | 96.7                                   | -8.4        |

|                         | Information and communications |             | Financial institutions & insurance |             | Real estate & renting & leasing |             | Professional, scientific and technical activities |             | Business facilities management and business support services |             |
|-------------------------|--------------------------------|-------------|------------------------------------|-------------|---------------------------------|-------------|---|-------------|--|-------------|
|                         |                                |             |                                    |             |                                 |             |   |             |  |             |
|                         | Index                          | Change rate | Index                              | Change rate | Index                           | Change rate | Index   | Change rate | Index  | Change rate |
| 2017                    | 105.9                          | 3.7         | 103.0                              | 6.2         | 96.4                            | -2.0        | 101.0   | 2.7         | 104.7  | 3.0         |
| 2018 <sup>p)</sup>      | 107.0                          | 1.0         | 108.2                              | 5.0         | 99.7                            | 3.4         | 101.2   | 0.2         | 105.9  | 1.2         |
| 2019                    | 105.7                          | -1.2        | 120.9                              | 11.8        | 101.7                           | 2.0         | 99.0  | -2.2        | 110.3  | 4.1         |
| 2017. 4/4               | 123.2                          | 14.2        | 106.6                              | 12.4        | 98.2                            | 4.1         | 113.1   | 10.1        | 126.4  | 9.5         |
| 2018. 1/4 <sup>p)</sup> | 106.1                          | 6.8         | 105.4                              | 1.3         | 102.6                           | 7.9         | 90.8  | 2.6         | 96.1   | 2.6         |
| 2/4                     | 106.8                          | 4.6         | 107.5                              | 1.3         | 100.7                           | 3.5         | 106.8   | 1.0         | 99.5   | 0.6         |
| 3/4                     | 104.5                          | 4.5         | 112.1                              | 16.6        | 100.8                           | 5.9         | 102.2   | 4.8         | 103.6  | 3.5         |
| 4/4                     | 110.5                          | -10.3       | 107.8                              | 1.1         | 94.9                            | -3.4        | 105.0   | -7.1        | 124.3  | -1.6        |
| 2019. 1/4 <sup>p)</sup> | 108.2                          | 2.0         | 123.9                              | 17.5        | 103.7                           | 1.1         | 91.9  | 1.2         | 102.8  | 7.0         |
| 2/4                     | 102.4                          | -4.1        | 119.5                              | 11.1        | 101.7                           | 1.1         | 102.3   | -4.2        | 103.8  | 4.2         |
| 3/4                     | 100.0                          | -4.3        | 123.3                              | 10.0        | 102.0                           | 1.2         | 97.9  | -4.2        | 105.6  | 1.9         |
| 4/4                     | 112.3                          | 1.6         | 117.2                              | 8.7         | 99.5                            | 4.9         | 103.5   | -1.4        | 128.6  | 3.4         |

: 1) 가 ,

2) , 2011

3) , 가 .

:

12-1. Indices of Labor Productivity(By value-added) <sup>1)2)</sup>

2015=100, %

| Construction |             | Service |             | Sewerage, waste management, materials recovery & remediation |             | Wholesale and retail trade |             | Transportation |             |                         |
|--------------|-------------|---------|-------------|--|-------------|----------------------------|-------------|----------------|-------------|-------------------------|
| Index        | Change rate | Index   | Change rate | Index  | Change rate | Index                      | Change rate | Index          | Change rate |                         |
| 106.5        | 6.3         | 103.5   | 1.9         | 92.2   | -6.6        | 103.8                      | 1.8         | 107.1          | 6.0         | 2017                    |
| 104.7        | -1.7        | 107.2   | 3.6         | 88.7   | -3.8        | 108.0                      | 4.1         | 111.4          | 4.1         | 2018 <sup>p)</sup>      |
| 102.8        | -1.8        | 108.8   | 1.4         | 86.3   | -2.8        | 108.3                      | 0.2         | 110.2          | -1.1        | 2019                    |
| 124.8        | 11.3        | 110.9   | 8.8         | 101.3  | -2.1        | 115.1                      | 9.4         | 117.4          | 14.5        | 4/4. 2017               |
| 85.2         | 2.4         | 105.3   | 5.5         | 82.6   | -4.9        | 104.3                      | 7.8         | 105.6          | 6.4         | 1/4. 2018 <sup>p)</sup> |
| 113.7        | 1.7         | 106.3   | 3.4         | 105.8  | -2.0        | 108.0                      | 2.9         | 111.7          | 7.9         | 2/4                     |
| 105.7        | -0.6        | 108.2   | 7.4         | 70.8   | -3.3        | 106.4                      | 7.5         | 115.0          | 5.8         | 3/4                     |
| 113.3        | -9.2        | 109.0   | -1.7        | 95.3   | -5.9        | 113.2                      | -1.7        | 113.2          | -3.5        | 4/4                     |
| 81.2         | -4.6        | 110.0   | 4.5         | 79.4   | -3.8        | 107.2                      | 2.7         | 108.6          | 2.8         | 1/4. 2019 <sup>p)</sup> |
| 108.7        | -4.4        | 106.8   | 0.4         | 98.9   | -6.6        | 107.0                      | -0.9        | 108.9          | -2.5        | 2/4                     |
| 102.1        | -3.4        | 107.3   | -0.8        | 69.4   | -2.1        | 105.2                      | -1.2        | 111.0          | -3.5        | 3/4                     |
| 118.0        | 4.1         | 110.9   | 1.7         | 96.7   | 1.4         | 113.6                      | 0.4         | 112.1          | -1.0        | 4/4                     |

| Accommodation and food services |             | Education |             | Health and social work |             | Arts, sports and recreation related services |             | Membership organizations, repair and other personal services |             |                         |
|---------------------------------|-------------|-----------|-------------|------------------------|-------------|--|-------------|--|-------------|-------------------------|
| Index                           | Change rate | Index     | Change rate | Index                  | Change rate | Index  | Change rate | Index  | Change rate |                         |
| 104.4                           | -1.5        | 104.7     | 2.9         | 105.5                  | 3.7         | 92.5   | -10.3       | 100.4  | -2.0        | 2017                    |
| 108.7                           | 4.2         | 108.5     | 3.6         | 108.3                  | 2.6         | 96.4   | 4.2         | 105.1  | 4.6         | 2018 <sup>p)</sup>      |
| 109.5                           | 0.7         | 111.2     | 2.5         | 110.7                  | 2.2         | 91.7   | -4.9        | 106.1  | 1.0         | 2019                    |
| 109.9                           | 4.2         | 108.6     | 10.5        | 107.5                  | 9.3         | 84.9   | -1.1        | 106.6  | 4.6         | 4/4. 2017               |
| 101.7                           | 5.8         | 119.3     | 3.8         | 106.8                  | 1.6         | 111.2  | 0.8         | 99.3   | 6.6         | 1/4. 2018 <sup>p)</sup> |
| 106.6                           | 1.8         | 98.7      | 4.1         | 110.6                  | 0.4         | 79.4   | 5.0         | 103.5  | 4.0         | 2/4                     |
| 112.0                           | 4.8         | 111.9     | 10.6        | 107.7                  | 8.1         | 110.7  | 10.5        | 108.8  | 5.9         | 3/4                     |
| 114.7                           | 4.4         | 104.6     | -3.6        | 108.1                  | 0.6         | 84.5   | -0.4        | 108.6  | 1.9         | 4/4                     |
| 105.0                           | 3.2         | 127.1     | 6.5         | 114.0                  | 6.7         | 113.1  | 1.6         | 103.4  | 4.1         | 1/4. 2019 <sup>p)</sup> |
| 108.5                           | 1.8         | 97.8      | -0.9        | 112.4                  | 1.6         | 75.9   | -4.4        | 103.3  | -0.2        | 2/4                     |
| 107.9                           | -3.6        | 111.5     | -0.4        | 108.0                  | 0.3         | 101.1  | -8.6        | 108.3  | -0.5        | 3/4                     |
| 116.4                           | 1.5         | 110.1     | 5.2         | 108.8                  | 0.6         | 78.6   | -7.0        | 109.4  | 0.7         | 4/4                     |

Note: 1) Constant prices, Change rate is ratio to same quarter over the previous year.

2) The index was revised along with changes in source data, Labor Force Survey at Establishments-Working Condition Sector, beginning with statistics for 2011.

3) Mining and manufacturing, electricity, gas &amp; water

Source: Korea Productivity Center



통계청

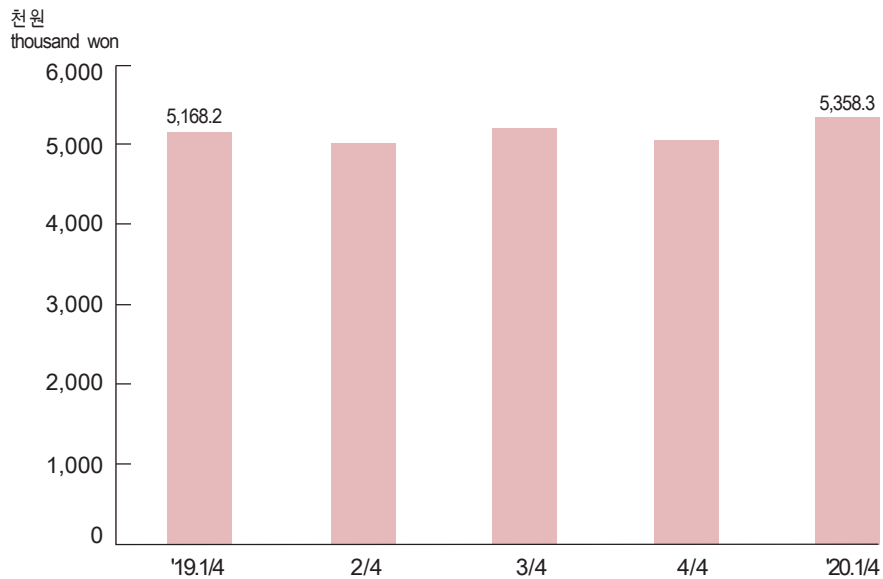
이 면은 빈 공간입니다.

### Ⅲ. 소득·소비·자산

Income, Consumption and Wealth

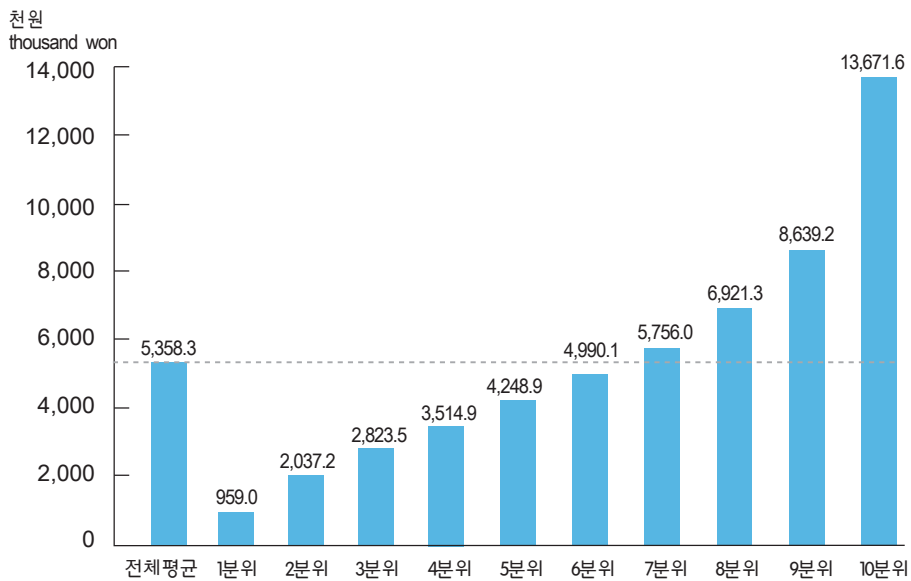
1. 전국 가구의 가구당 월평균 가계수지(2인이상) ..... 57
2. 도시 가구의 가구당 월평균 가계수지(2인이상) ..... 58
3. 전국 가구의 가구원수별 가구당 월평균 가계수지  
(1인이상) ..... 59
4. 전국 가구의 가구주 연령별 가구당 월평균 가계수지  
(2인이상) ..... 60
5. 전국 가구의 소득 10분위별 가구당 월평균 가계수지  
(2인이상) ..... 61

전국 가구의 가구당 월평균 소득(2인이상)  
Average Monthly Income per Household (Whole)(2person and over)



※ 소득부문과 지출부문을 통합 · 개편한 가계동향조사 명목자료임  
(Household income and expenditure survey that integrated and reorganized income and expenditure sections)

전국 가구의 소득 10분위별 가구당 월평균 소득(2인이상)(2020.1/4)  
Average Monthly Income by Income Decile (Whole)(2person and over)(2020.1/4)



※ 소득부문과 지출부문을 통합 · 개편한 가계동향조사 명목자료임  
(Household income and expenditure survey that integrated and reorganized income and expenditure sections)

# 1. 가 가 가 (2 ) Average Monthly Income and Expenditure per Household (Whole)(2person and over)

: 1,000

In thousand won

|                        | 가<br>( )                                   | 가<br>( )                            |         |                   |                           |                    |                    |                    |                      | Non-consumption<br>expenditures |
|------------------------|--|-------------------------------------|---------|-------------------|---------------------------|--------------------|--------------------|--------------------|----------------------|---------------------------------|
|                        | The number<br>of<br>households<br>(person) | Age of<br>household's<br>head (age) | Income  | Current<br>income | Wage and<br>salary income | Business<br>income | Property<br>income | Transfer<br>income | Noncurrent<br>income |                                 |
| 2015.2/4               | 3.18                                       | 50.30                               | 4,270.6 | 4,111.5           | 2,809.7                   | 854.1              | 17.0               | 430.8              | 159.0                | 786.8                           |
| 3/4                    | 3.17                                       | 50.28                               | 4,416.5 | 4,280.7           | 2,963.2                   | 852.9              | 20.5               | 444.0              | 135.8                | 834.2                           |
| 4/4                    | 3.18                                       | 50.51                               | 4,301.6 | 4,175.7           | 2,894.8                   | 850.3              | 17.6               | 413.0              | 125.9                | 773.9                           |
| 2016.1/4               | 3.13                                       | 50.89                               | 4,555.2 | 4,358.9           | 3,021.8                   | 848.6              | 18.7               | 469.7              | 196.3                | 851.6                           |
| 2/4                    | 3.13                                       | 51.21                               | 4,306.4 | 4,181.4           | 2,862.9                   | 856.2              | 15.3               | 447.0              | 125.0                | 787.8                           |
| 3/4                    | 3.13                                       | 51.14                               | 4,445.4 | 4,341.4           | 3,019.3                   | 862.4              | 14.0               | 445.7              | 104.1                | 838.0                           |
| 4/4                    | 3.14                                       | 51.17                               | 4,312.0 | 4,216.3           | 2,905.8                   | 868.9              | 16.8               | 424.8              | 95.8                 | 770.8                           |
| 2017.1/4               | 3.10                                       | 51.46                               | 4,593.3 | 4,393.7           | 3,021.5                   | 856.1              | 21.6               | 494.5              | 199.6                | 835.4                           |
| 2/4                    | 3.11                                       | 51.59                               | 4,346.5 | 4,226.6           | 2,877.8                   | 891.5              | 17.3               | 440.0              | 119.9                | 809.0                           |
| 3/4                    | 3.10                                       | 51.76                               | 4,537.2 | 4,451.9           | 3,067.0                   | 915.9              | 18.8               | 450.2              | 85.3                 | 863.7                           |
| 4/4                    | 3.11                                       | 51.91                               | 4,445.2 | 4,360.6           | 2,931.7                   | 942.9              | 18.4               | 467.6              | 84.5                 | 867.4                           |
| 2018.1/4               | 3.07                                       | 52.65                               | 4,763.0 | 4,721.4           | 3,204.7                   | 904.8              | 22.3               | 589.6              | 41.5                 | 995.5                           |
| 2/4                    | 3.07                                       | 52.77                               | 4,530.5 | 4,492.9           | 3,031.4                   | 925.0              | 23.3               | 513.2              | 37.6                 | 942.1                           |
| 3/4                    | 3.07                                       | 52.97                               | 4,747.9 | 4,704.9           | 3,206.1                   | 925.6              | 20.6               | 552.7              | 43.0                 | 1,065.0                         |
| 4/4                    | 3.08                                       | 53.18                               | 4,606.1 | 4,568.4           | 3,114.7                   | 911.3              | 19.4               | 523.0              | 37.8                 | 953.9                           |
| 2019.1/4 <sup>1)</sup> | 3.05                                       | 53.39                               | 4,826.3 | 4,802.9           | 3,220.8                   | 892.2              | 16.5               | 673.4              | 23.4                 | 1,078.3                         |
| 2/4 <sup>1)</sup>      | 3.06                                       | 53.41                               | 4,704.2 | 4,683.3           | 3,169.2                   | 908.5              | 24.9               | 580.8              | 20.8                 | 1,020.2                         |
| 3/4 <sup>1)</sup>      | 3.05                                       | 53.51                               | 4,876.9 | 4,861.1           | 3,361.0                   | 879.8              | 20.1               | 600.3              | 15.7                 | 1,138.2                         |
| 4/4 <sup>1)</sup>      | 3.06                                       | 53.68                               | 4,771.9 | 4,751.8           | 3,296.6                   | 891.6              | 21.5               | 542.1              | 20.1                 | 1,047.0                         |
| 2019.1/4 <sup>2)</sup> | 3.04                                       | 52.17                               | 5,168.2 | 5,084.5           | 3,465.6                   | 918.0              | 36.5               | 664.3              | 83.7                 | 1,086.0                         |
| 2/4 <sup>2)</sup>      | 3.03                                       | 52.19                               | 5,032.4 | 4,969.8           | 3,399.7                   | 986.9              | 38.0               | 545.1              | 62.6                 | 993.9                           |
| 3/4 <sup>2)</sup>      | 3.03                                       | 52.05                               | 5,222.4 | 5,162.2           | 3,515.5                   | 1,000.6            | 33.8               | 612.3              | 60.2                 | 1,094.5                         |
| 4/4 <sup>2)</sup>      | 3.03                                       | 52.08                               | 5,069.5 | 5,001.3           | 3,418.9                   | 1,047.6            | 26.4               | 508.5              | 68.1                 | 988.9                           |
| 2020.1/4               | 3.02                                       | 52.54                               | 5,358.3 | 5,207.8           | 3,529.4                   | 937.9              | 44.7               | 695.9              | 150.5                | 1,067.4                         |

: 1) 가 ( )

2) 가

: 가

Note: 1) Household income and expenditure survey (Income), nominal

2) Household income and expenditure survey that integrated and reorganized income and expenditure sections

Source: Statistics Korea.

## 2. 가 가 가 (2 )

### Average Monthly Income and Expenditure per Household (Cities)(2person and over)

: 1,000

In thousand won

|                        | 가<br>( ) | 가<br>( ) |         |                   |                           |                    |                    |                    |                      | Non-consumption<br>expenditures |
|------------------------|----------|----------|---------|-------------------|---------------------------|--------------------|--------------------|--------------------|----------------------|---------------------------------|
|                        |          |          | Income  | Current<br>income | Wage and<br>salary income | Business<br>income | Property<br>income | Transfer<br>income | Noncurrent<br>income |                                 |
| 2015.2/4               | 3.16     | 50.31    | 4,304.4 | 4,146.8           | 2,853.8                   | 838.2              | 15.6               | 439.2              | 157.5                | 799.3                           |
| 3/4                    | 3.15     | 50.29    | 4,439.7 | 4,301.4           | 3,001.9                   | 831.9              | 19.6               | 448.0              | 138.2                | 851.5                           |
| 4/4                    | 3.16     | 50.50    | 4,334.5 | 4,205.8           | 2,945.6                   | 831.4              | 16.4               | 412.4              | 128.8                | 785.8                           |
| 2016.1/4               | 3.12     | 50.83    | 4,590.8 | 4,399.2           | 3,075.3                   | 832.4              | 19.6               | 471.9              | 191.6                | 864.1                           |
| 2/4                    | 3.12     | 51.17    | 4,342.8 | 4,226.5           | 2,905.7                   | 854.1              | 16.0               | 450.7              | 116.3                | 797.0                           |
| 3/4                    | 3.12     | 51.12    | 4,464.2 | 4,360.4           | 3,046.3                   | 851.5              | 14.7               | 447.8              | 103.8                | 850.6                           |
| 4/4                    | 3.12     | 51.16    | 4,335.6 | 4,235.6           | 2,927.9                   | 859.3              | 17.6               | 430.8              | 100.0                | 779.0                           |
| 2017.1/4               | 3.08     | 51.34    | 4,665.0 | 4,461.7           | 3,085.4                   | 854.2              | 23.4               | 498.7              | 203.4                | 844.7                           |
| 2/4                    | 3.09     | 51.57    | 4,380.4 | 4,261.8           | 2,903.0                   | 895.8              | 18.6               | 444.3              | 118.6                | 816.1                           |
| 3/4                    | 3.08     | 51.75    | 4,581.2 | 4,496.9           | 3,104.1                   | 919.7              | 19.7               | 453.4              | 84.3                 | 878.1                           |
| 4/4                    | 3.09     | 51.85    | 4,472.2 | 4,389.9           | 2,956.0                   | 948.0              | 19.8               | 466.1              | 82.4                 | 870.4                           |
| 2018.1/4               | 3.08     | 52.43    | 4,854.9 | 4,812.5           | 3,271.9                   | 919.3              | 23.2               | 598.1              | 42.4                 | 1,008.7                         |
| 2/4                    | 3.08     | 52.59    | 4,619.4 | 4,579.5           | 3,091.2                   | 938.9              | 25.6               | 523.8              | 39.9                 | 955.2                           |
| 3/4                    | 3.08     | 52.79    | 4,843.8 | 4,798.0           | 3,280.2                   | 936.0              | 22.2               | 559.7              | 45.8                 | 1,088.7                         |
| 4/4                    | 3.09     | 52.99    | 4,685.9 | 4,650.0           | 3,185.7                   | 915.2              | 20.2               | 528.9              | 35.9                 | 965.7                           |
| 2019.1/4 <sup>1)</sup> | 3.06     | 53.20    | 4,917.7 | 4,894.5           | 3,303.4                   | 895.3              | 16.4               | 679.4              | 23.2                 | 1,089.7                         |
| 2/4 <sup>1)</sup>      | 3.07     | 53.17    | 4,802.3 | 4,780.2           | 3,257.2                   | 913.4              | 26.0               | 583.7              | 22.1                 | 1,034.4                         |
| 3/4 <sup>1)</sup>      | 3.06     | 53.21    | 4,983.9 | 4,967.0           | 3,463.5                   | 881.4              | 21.1               | 601.1              | 16.9                 | 1,171.0                         |
| 4/4 <sup>1)</sup>      | 3.07     | 53.34    | 4,880.9 | 4,860.2           | 3,397.5                   | 895.5              | 21.8               | 545.4              | 20.7                 | 1,071.1                         |
| 2019.1/4 <sup>2)</sup> | 3.04     | 52.07    | 5,266.1 | 5,184.2           | 3,559.0                   | 921.7              | 37.1               | 666.3              | 81.9                 | 1,100.1                         |
| 2/4 <sup>2)</sup>      | 3.03     | 52.10    | 5,110.6 | 5,053.4           | 3,483.5                   | 982.3              | 37.6               | 550.0              | 57.2                 | 1,016.9                         |
| 3/4 <sup>2)</sup>      | 3.05     | 51.85    | 5,270.3 | 5,209.2           | 3,577.8                   | 982.6              | 34.7               | 614.0              | 61.1                 | 1,117.3                         |
| 4/4 <sup>2)</sup>      | 3.05     | 51.88    | 5,150.9 | 5,078.8           | 3,495.8                   | 1,051.9            | 24.4               | 506.6              | 72.2                 | 1,006.7                         |
| 2020.1/4               | 3.04     | 52.48    | 5,496.4 | 5,336.7           | 3,639.4                   | 948.1              | 48.3               | 700.8              | 159.7                | 1,094.8                         |

: 1) 가 ( )

2) 가

Note: 1) Household income and expenditure survey(Income), nominal

2) Household income and expenditure survey that integrated and reorganized income and expenditure sections

Source: Statistics Korea.



### 3. 가 가 가 가 (1 )<sup>1)</sup> Average Monthly Income and Expenditure by Household Size (Whole)(1person and over)

: 1,000

In thousand won

|                           | 가<br>( )                                   | 가<br>( )                            | 가<br>(%)                                |         |                   |                              |                    |                    |                    |                      |                                      |
|---------------------------|--|-------------------------------------|---|---------|-------------------|------------------------------|--------------------|--------------------|--------------------|----------------------|--------------------------------------|
|                           | The number<br>of<br>households<br>(person) | Age of<br>household's<br>head (age) | Distribution<br>of<br>households<br>(%) | Income  | Current<br>income | Wage and<br>salary<br>income | Business<br>income | Property<br>income | Transfer<br>income | Noncurrent<br>income | Non-consum-<br>ption<br>expenditures |
| <b>Average</b>            |  |                                     |   |         |                   |                              |                    |                    |                    |                      |                                      |
| 2019. 1/4                 | 2.43                                       | 51.36                               | 100.00                                  | 4,359.8 | 4,282.1           | 2,891.6                      | 755.5              | 31.3               | 603.6              | 77.7                 | 929.2                                |
| 2/4                       | 2.42                                       | 51.33                               | 100.00                                  | 4,243.9 | 4,190.9           | 2,833.0                      | 807.6              | 45.6               | 504.7              | 53.0                 | 852.8                                |
| 3/4                       | 2.43                                       | 51.24                               | 100.00                                  | 4,357.6 | 4,306.8           | 2,909.9                      | 808.3              | 27.2               | 561.4              | 50.8                 | 931.2                                |
| 4/4                       | 2.43                                       | 51.34                               | 100.00                                  | 4,233.1 | 4,173.4           | 2,834.1                      | 839.3              | 23.1               | 476.8              | 59.7                 | 829.0                                |
| 2020. 1/4                 | 2.41                                       | 51.69                               | 100.00                                  | 4,444.8 | 4,333.7           | 2,931.7                      | 754.4              | 35.5               | 612.0              | 111.1                | 892.9                                |
| <b>1 person</b>           |  |                                     |   |         |                   |                              |                    |                    |                    |                      |                                      |
| 2019. 1/4                 | 1.00                                       | 49.47                               | 29.72                                   | 2,448.2 | 2,384.7           | 1,534.1                      | 371.3              | 19.1               | 460.2              | 63.5                 | 558.3                                |
| 2/4                       | 1.00                                       | 49.30                               | 29.90                                   | 2,395.4 | 2,365.1           | 1,504.2                      | 387.5              | 63.5               | 409.9              | 30.3                 | 522.0                                |
| 3/4                       | 1.00                                       | 49.34                               | 29.71                                   | 2,311.9 | 2,283.4           | 1,477.3                      | 353.4              | 11.6               | 441.1              | 28.5                 | 545.0                                |
| 4/4                       | 1.00                                       | 49.59                               | 29.69                                   | 2,252.7 | 2,212.9           | 1,449.6                      | 346.2              | 15.3               | 401.8              | 39.8                 | 450.5                                |
| 2020. 1/4                 | 1.00                                       | 49.70                               | 30.17                                   | 2,330.3 | 2,310.3           | 1,548.4                      | 329.7              | 14.1               | 418.0              | 20.0                 | 488.9                                |
| <b>2 persons</b>          |  |                                     |   |         |                   |                              |                    |                    |                    |                      |                                      |
| 2019. 1/4                 | 2.00                                       | 58.96                               | 25.59                                   | 3,568.1 | 3,523.0           | 2,023.9                      | 663.6              | 41.8               | 793.6              | 45.2                 | 762.7                                |
| 2/4                       | 2.00                                       | 58.61                               | 25.59                                   | 3,668.7 | 3,598.2           | 2,081.8                      | 723.2              | 50.7               | 742.5              | 70.4                 | 706.1                                |
| 3/4                       | 2.00                                       | 58.95                               | 25.59                                   | 3,801.9 | 3,748.0           | 2,122.4                      | 727.8              | 48.7               | 849.2              | 53.9                 | 799.0                                |
| 4/4                       | 2.00                                       | 59.45                               | 25.67                                   | 3,721.1 | 3,655.9           | 2,047.4                      | 849.4              | 42.3               | 716.8              | 65.1                 | 727.1                                |
| 2020. 1/4                 | 2.00                                       | 59.29                               | 26.24                                   | 3,628.2 | 3,550.0           | 1,983.4                      | 724.8              | 52.2               | 789.6              | 78.3                 | 739.1                                |
| <b>3 persons</b>          |  |                                     |   |         |                   |                              |                    |                    |                    |                      |                                      |
| 2019. 1/4                 | 3.00                                       | 50.25                               | 21.56                                   | 5,420.8 | 5,293.3           | 3,683.8                      | 881.8              | 42.5               | 685.1              | 127.5                | 1,138.4                              |
| 2/4                       | 3.00                                       | 51.10                               | 21.50                                   | 5,388.5 | 5,319.4           | 3,767.2                      | 956.5              | 49.6               | 546.1              | 69.1                 | 1,079.0                              |
| 3/4                       | 3.00                                       | 50.51                               | 21.51                                   | 5,495.0 | 5,417.8           | 3,816.0                      | 982.5              | 43.5               | 575.8              | 77.2                 | 1,191.5                              |
| 4/4                       | 3.00                                       | 50.09                               | 21.58                                   | 5,451.2 | 5,392.1           | 3,858.7                      | 1,036.9            | 28.4               | 468.1              | 59.1                 | 1,088.7                              |
| 2020. 1/4                 | 3.00                                       | 50.43                               | 21.40                                   | 5,940.0 | 5,675.6           | 3,925.4                      | 1,007.3            | 32.1               | 710.7              | 264.4                | 1,153.7                              |
| <b>4 persons</b>          |  |                                     |   |         |                   |                              |                    |                    |                    |                      |                                      |
| 2019. 1/4                 | 4.00                                       | 46.34                               | 18.73                                   | 6,694.3 | 6,609.4           | 4,923.0                      | 1,211.9            | 11.4               | 463.2              | 84.8                 | 1,404.1                              |
| 2/4                       | 4.00                                       | 46.19                               | 19.05                                   | 6,195.4 | 6,148.9           | 4,544.9                      | 1,280.8            | 12.3               | 310.9              | 46.5                 | 1,263.9                              |
| 3/4                       | 4.00                                       | 46.00                               | 19.05                                   | 6,522.8 | 6,480.1           | 4,806.6                      | 1,347.6            | 4.6                | 321.3              | 42.7                 | 1,355.5                              |
| 4/4                       | 4.00                                       | 45.82                               | 19.07                                   | 6,227.9 | 6,159.8           | 4,628.4                      | 1,268.3            | 4.5                | 258.6              | 68.2                 | 1,228.4                              |
| 2020. 1/4                 | 4.00                                       | 46.74                               | 17.83                                   | 6,868.9 | 6,761.3           | 5,089.0                      | 1,078.5            | 57.9               | 535.9              | 107.6                | 1,409.7                              |
| <b>5 persons and over</b> |  |                                     |   |         |                   |                              |                    |                    |                    |                      |                                      |
| 2019. 1/4                 | 5.16                                       | 46.89                               | 4.41                                    | 6,736.0 | 6,647.5           | 4,574.6                      | 1,322.7            | 83.5               | 666.7              | 88.5                 | 1,355.3                              |
| 2/4                       | 5.15                                       | 45.53                               | 3.96                                    | 6,316.6 | 6,261.8           | 4,412.4                      | 1,441.1            | 17.6               | 390.8              | 54.8                 | 1,093.5                              |
| 3/4                       | 5.15                                       | 45.24                               | 4.14                                    | 6,600.4 | 6,509.3           | 4,623.0                      | 1,184.1            | 25.8               | 676.5              | 91.1                 | 1,214.9                              |
| 4/4                       | 5.21                                       | 45.34                               | 3.99                                    | 6,142.9 | 6,006.9           | 4,082.2                      | 1,325.0            | 18.9               | 580.9              | 136.0                | 987.5                                |
| 2020. 1/4                 | 5.21                                       | 45.99                               | 4.36                                    | 6,737.9 | 6,536.4           | 4,511.5                      | 1,304.2            | 7.5                | 713.2              | 201.5                | 1,220.4                              |

: 1)

:

가 . 가  
가

Note: 1) Household income and expenditure survey that integrated and reorganized income and expenditure sections

Source: Statistics Korea.

# 4. 가 가 가 가 (2 )<sup>1)</sup>

## Average Monthly Income and Expenditure by Age of Household Head

### (Whole)(2person and over)

: 1,000

In thousand won

|                               | 가<br>( )                                   | 가<br>( )                            | 가<br>(%)                                |         |                   |                              |                    |                    |                    |                      |                                     |
|-------------------------------|--|-------------------------------------|---|---------|-------------------|------------------------------|--------------------|--------------------|--------------------|----------------------|-------------------------------------|
|                               | The number<br>of<br>households<br>(person) | Age of<br>household's<br>head (age) | Distribution<br>of<br>households<br>(%) | Income  | Current<br>income | Wage and<br>salary<br>income | Business<br>income | Property<br>income | Transfer<br>income | Noncurrent<br>income | Non-consum-<br>tion<br>expenditures |
| <b>Average</b>                |  |                                     |   |         |                   |                              |                    |                    |                    |                      |                                     |
| 2019. 1/4                     | 3.04                                       | 52.17                               | 100.00                                  | 5,168.2 | 5,084.5           | 3,465.6                      | 918.0              | 36.5               | 664.3              | 83.7                 | 1,086.0                             |
| 2/4                           | 3.03                                       | 52.19                               | 100.00                                  | 5,032.4 | 4,969.8           | 3,399.7                      | 986.9              | 38.0               | 545.1              | 62.6                 | 993.9                               |
| 3/4                           | 3.03                                       | 52.05                               | 100.00                                  | 5,222.4 | 5,162.2           | 3,515.5                      | 1,000.6            | 33.8               | 612.3              | 60.2                 | 1,094.5                             |
| 4/4                           | 3.03                                       | 52.08                               | 100.00                                  | 5,069.5 | 5,001.3           | 3,418.9                      | 1,047.6            | 26.4               | 508.5              | 68.1                 | 988.9                               |
| 2020. 1/4                     | 3.02                                       | 52.54                               | 100.00                                  | 5,358.3 | 5,207.8           | 3,529.4                      | 937.9              | 44.7               | 695.9              | 150.5                | 1,067.4                             |
| <b>39 0~39 Year-old</b>       |  |                                     |   |         |                   |                              |                    |                    |                    |                      |                                     |
| 2019. 1/4                     | 3.16                                       | 34.30                               | 19.02                                   | 5,387.6 | 5,316.0           | 4,193.8                      | 549.4              | 6.5                | 566.2              | 71.6                 | 1,046.8                             |
| 2/4                           | 3.22                                       | 34.55                               | 19.02                                   | 5,035.6 | 4,935.3           | 3,895.5                      | 655.8              | 4.1                | 379.9              | 100.3                | 978.9                               |
| 3/4                           | 3.21                                       | 34.51                               | 19.13                                   | 5,154.5 | 5,097.2           | 4,043.3                      | 631.5              | 14.2               | 408.2              | 57.3                 | 1,001.4                             |
| 4/4                           | 3.25                                       | 34.65                               | 19.12                                   | 5,035.5 | 4,906.9           | 3,861.4                      | 609.2              | 1.7                | 434.6              | 128.6                | 900.6                               |
| 2020. 1/4                     | 3.19                                       | 34.97                               | 18.42                                   | 5,567.6 | 5,460.8           | 4,298.4                      | 599.8              | 2.1                | 560.5              | 106.9                | 1,047.6                             |
| <b>40~49 40~49 Year-old</b>   |  |                                     |   |         |                   |                              |                    |                    |                    |                      |                                     |
| 2019. 1/4                     | 3.59                                       | 45.00                               | 25.96                                   | 6,148.9 | 6,082.6           | 4,434.3                      | 1,127.4            | 16.7               | 504.2              | 66.3                 | 1,357.6                             |
| 2/4                           | 3.56                                       | 44.99                               | 26.14                                   | 5,854.5 | 5,834.2           | 4,324.5                      | 1,130.9            | 12.1               | 366.6              | 20.3                 | 1,228.2                             |
| 3/4                           | 3.63                                       | 44.80                               | 25.94                                   | 6,124.4 | 6,073.5           | 4,472.3                      | 1,181.3            | 6.4                | 413.4              | 50.9                 | 1,312.6                             |
| 4/4                           | 3.59                                       | 44.69                               | 26.14                                   | 5,877.8 | 5,819.9           | 4,306.2                      | 1,180.4            | 6.4                | 326.9              | 57.9                 | 1,206.6                             |
| 2020. 1/4                     | 3.56                                       | 44.58                               | 25.43                                   | 6,272.3 | 6,146.4           | 4,451.3                      | 1,105.0            | 9.4                | 580.8              | 125.9                | 1,341.4                             |
| <b>50~59 50~59 Year-old</b>   |  |                                     |   |         |                   |                              |                    |                    |                    |                      |                                     |
| 2019. 1/4                     | 3.09                                       | 54.50                               | 27.19                                   | 5,933.4 | 5,805.8           | 4,029.7                      | 1,255.4            | 30.9               | 489.8              | 127.6                | 1,298.6                             |
| 2/4                           | 3.02                                       | 54.47                               | 27.08                                   | 5,736.9 | 5,661.6           | 3,882.9                      | 1,390.7            | 30.7               | 357.3              | 75.3                 | 1,218.9                             |
| 3/4                           | 3.01                                       | 54.33                               | 27.40                                   | 5,986.7 | 5,918.0           | 4,115.8                      | 1,293.1            | 21.4               | 487.7              | 68.7                 | 1,340.0                             |
| 4/4                           | 3.02                                       | 54.34                               | 27.06                                   | 5,720.4 | 5,654.7           | 3,997.1                      | 1,338.8            | 29.9               | 289.0              | 65.7                 | 1,211.7                             |
| 2020. 1/4                     | 3.04                                       | 54.45                               | 27.10                                   | 6,108.7 | 5,821.9           | 4,075.0                      | 1,184.2            | 79.1               | 483.6              | 286.8                | 1,286.5                             |
| <b>60 60 Year-old or more</b> |  |                                     |   |         |                   |                              |                    |                    |                    |                      |                                     |
| 2019. 1/4                     | 2.39                                       | 68.78                               | 27.84                                   | 3,356.4 | 3,291.0           | 1,514.1                      | 644.9              | 81.0               | 1,051.0            | 65.3                 | 652.1                               |
| 2/4                           | 2.40                                       | 68.84                               | 27.76                                   | 3,568.8 | 3,504.5           | 1,718.0                      | 684.1              | 92.8               | 1,009.6            | 64.3                 | 564.3                               |
| 3/4                           | 2.37                                       | 68.80                               | 27.54                                   | 3,659.6 | 3,597.1           | 1,650.5                      | 795.8              | 85.5               | 1,065.3            | 62.5                 | 709.5                               |
| 4/4                           | 2.37                                       | 68.88                               | 27.69                                   | 3,693.7 | 3,655.2           | 1,710.3                      | 940.3              | 59.1               | 945.5              | 38.4                 | 626.5                               |
| 2020. 1/4                     | 2.42                                       | 68.87                               | 29.05                                   | 3,725.8 | 3,653.2           | 1,726.1                      | 776.2              | 70.6               | 1,080.4            | 72.6                 | 635.9                               |

: 1)

:

가 . 가  
가

Note: 1) Household income and expenditure survey that integrated and reorganized income and expenditure sections  
Source: Statistics Korea.

# 5. 가 10 가 가 (2 ) <sup>1)2)</sup> Average Monthly Income and Expenditure by Income Decile (Whole)(2person and over)

|   |          | In won                            |           |           |           |           |            |           |
|---|----------|-----------------------------------|-----------|-----------|-----------|-----------|------------|-----------|
|   |          |                                   | 1         | 2         | 3         | 4         | 5          |           |
|   |          | Average                           | 1 Group   | 2 Group   | 3 Group   | 4 Group   | 5 Group    |           |
| 가 | (    )   | The number of households (person) | 3.02      | 2.23      | 2.49      | 2.72      | 2.85       | 2.98      |
| 가 | (    )   | Age of household's head (age)     | 52.54     | 65.40     | 58.10     | 53.61     | 53.77      | 49.54     |
| 가 | (    % ) | Distribution of households (%)    | 100.00    | 9.99      | 10.00     | 9.99      | 10.01      | 9.98      |
|   |          | Income                            | 5,358,324 | 959,019   | 2,037,236 | 2,823,488 | 3,514,942  | 4,248,895 |
|   |          | Current income                    | 5,207,820 | 948,313   | 2,014,962 | 2,801,331 | 3,477,824  | 4,204,077 |
|   |          | Wage and salary income            | 3,529,375 | 165,966   | 858,831   | 1,469,224 | 2,012,635  | 2,404,411 |
|   |          | Business income                   | 937,872   | 96,128    | 417,637   | 585,947   | 766,201    | 1,229,219 |
|   |          | Property Income                   | 44,717    | 16,900    | 14,257    | 29,602    | 40,309     | 16,182    |
|   |          | Transfer income                   | 695,856   | 669,319   | 724,237   | 716,558   | 658,679    | 554,265   |
|   |          | Noncurrent income                 | 150,504   | 10,707    | 22,274    | 22,157    | 37,118     | 44,818    |
|   |          | Non-consumption expenditures      | 1,067,427 | 188,601   | 340,821   | 458,918   | 617,637    | 796,298   |
|   |          | 6                                 | 7         | 8         | 9         | 10        |            |           |
|   |          | 6 Group                           | 7 Group   | 8 Group   | 9 Group   | 10 Group  |            |           |
| 가 | (    )   | The number of households (person) | 3.24      | 3.34      | 3.36      | 3.46      | 3.51       |           |
| 가 | (    )   | Age of household's head (age)     | 48.87     | 48.57     | 49.41     | 48.84     | 49.32      |           |
| 가 | (    % ) | Distribution of households (%)    | 10.03     | 9.94      | 10.06     | 9.99      | 10.01      |           |
|   |          | Income                            | 4,990,073 | 5,755,976 | 6,921,327 | 8,639,159 | 13,671,567 |           |
|   |          | Current income                    | 4,864,347 | 5,695,486 | 6,860,046 | 8,493,325 | 12,698,214 |           |
|   |          | Wage and salary income            | 3,153,136 | 3,952,916 | 5,007,661 | 6,435,396 | 9,816,191  |           |
|   |          | Business income                   | 1,057,539 | 1,036,200 | 1,135,246 | 1,269,945 | 1,782,304  |           |
|   |          | Property Income                   | 26,087    | 19,599    | 53,191    | 55,337    | 175,303    |           |
|   |          | Transfer income                   | 627,584   | 686,771   | 663,947   | 732,647   | 924,415    |           |
|   |          | Noncurrent income                 | 125,726   | 60,491    | 61,281    | 145,834   | 973,354    |           |
|   |          | Non-consumption expenditures      | 949,713   | 1,138,143 | 1,401,872 | 1,792,233 | 2,985,292  |           |

: 1) 2020. 1/4

2) 가 . 가

: 가

Note: 1) The figures in the first quarter 2020

2) Household income and expenditure survey that integrated and reorganized income and expenditure sections

Source: Statistics Korea.

# 5. 가 10 가 가 (2 )<sup>1)2)</sup> Average Monthly Income and Expenditure by Income Decile (Whole)(2person and over)

|   |         | In won                            |           |           |           |           |            |           |
|---|---------|-----------------------------------|-----------|-----------|-----------|-----------|------------|-----------|
|   |         |                                   | 1         | 2         | 3         | 4         | 5          |           |
|   |         | Average                           | 1 Group   | 2 Group   | 3 Group   | 4 Group   | 5 Group    |           |
| 가 | (    )  | The number of households (person) | 3.02      | 2.23      | 2.49      | 2.72      | 2.85       | 2.98      |
| 가 | (    )  | Age of household's head (age)     | 52.54     | 65.40     | 58.10     | 53.61     | 53.77      | 49.54     |
| 가 | (   % ) | Distribution of households (%)    | 100.00    | 9.99      | 10.00     | 9.99      | 10.01      | 9.98      |
|   |         | Income                            | 5,358,324 | 959,019   | 2,037,236 | 2,823,488 | 3,514,942  | 4,248,895 |
|   |         | Current income                    | 5,207,820 | 948,313   | 2,014,962 | 2,801,331 | 3,477,824  | 4,204,077 |
|   |         | Wage and salary income            | 3,529,375 | 165,966   | 858,831   | 1,469,224 | 2,012,635  | 2,404,411 |
|   |         | Business income                   | 937,872   | 96,128    | 417,637   | 585,947   | 766,201    | 1,229,219 |
|   |         | Property Income                   | 44,717    | 16,900    | 14,257    | 29,602    | 40,309     | 16,182    |
|   |         | Transfer income                   | 695,856   | 669,319   | 724,237   | 716,558   | 658,679    | 554,265   |
|   |         | Noncurrent income                 | 150,504   | 10,707    | 22,274    | 22,157    | 37,118     | 44,818    |
|   |         | Non-consumption expenditures      | 1,067,427 | 188,601   | 340,821   | 458,918   | 617,637    | 796,298   |
|   |         | 6                                 | 7         | 8         | 9         | 10        |            |           |
|   |         | 6 Group                           | 7 Group   | 8 Group   | 9 Group   | 10 Group  |            |           |
| 가 | (    )  | The number of households (person) | 3.24      | 3.34      | 3.36      | 3.46      | 3.51       |           |
| 가 | (    )  | Age of household's head (age)     | 48.87     | 48.57     | 49.41     | 48.84     | 49.32      |           |
| 가 | (   % ) | Distribution of households (%)    | 10.03     | 9.94      | 10.06     | 9.99      | 10.01      |           |
|   |         | Income                            | 4,990,073 | 5,755,976 | 6,921,327 | 8,639,159 | 13,671,567 |           |
|   |         | Current income                    | 4,864,347 | 5,695,486 | 6,860,046 | 8,493,325 | 12,698,214 |           |
|   |         | Wage and salary income            | 3,153,136 | 3,952,916 | 5,007,661 | 6,435,396 | 9,816,191  |           |
|   |         | Business income                   | 1,057,539 | 1,036,200 | 1,135,246 | 1,269,945 | 1,782,304  |           |
|   |         | Property Income                   | 26,087    | 19,599    | 53,191    | 55,337    | 175,303    |           |
|   |         | Transfer income                   | 627,584   | 686,771   | 663,947   | 732,647   | 924,415    |           |
|   |         | Noncurrent income                 | 125,726   | 60,491    | 61,281    | 145,834   | 973,354    |           |
|   |         | Non-consumption expenditures      | 949,713   | 1,138,143 | 1,401,872 | 1,792,233 | 2,985,292  |           |

: 1) 2020. 1/4

2) 가 . 가

: 가

Note: 1) The figures in the first quarter 2020

2) Household income and expenditure survey that integrated and reorganized income and expenditure sections

Source: Statistics Korea.



통계청

이 면은 빈 공간입니다.

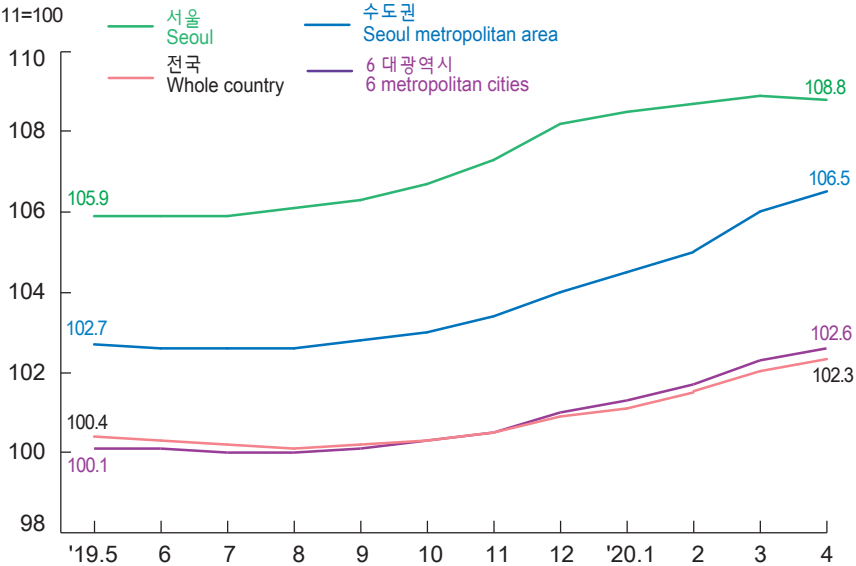
## IV. 주거 · 국토이용

Housing / Land Use

|                              |    |
|------------------------------|----|
| 1-1. 주요 지역별 주택가격지수(매매) ..... | 65 |
| 1-2. 주요 지역별 주택가격지수(전세) ..... | 66 |
| 2. 시도별 지가 변동률 .....          | 67 |
| 3. 지목별 토지거래현황 .....          | 68 |

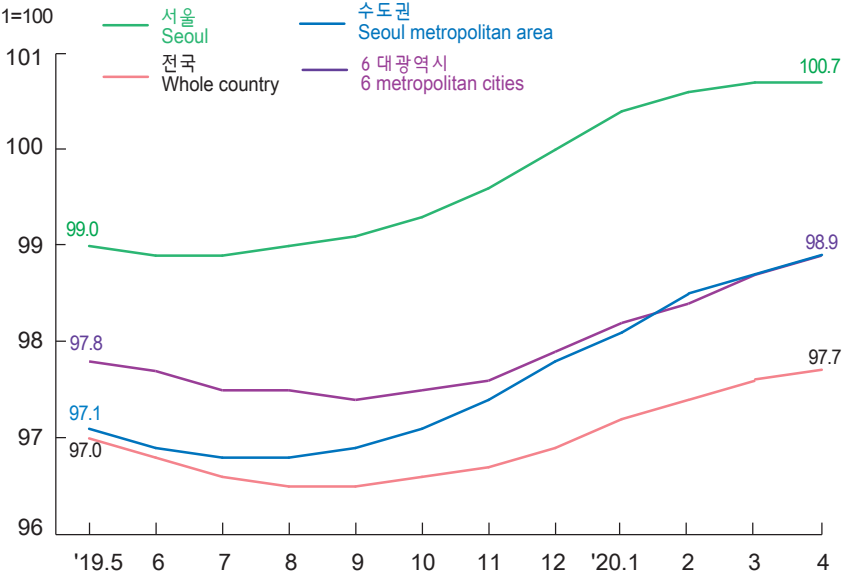
### 주택가격지수(매매) Housing Price Indices (Purchase)

2017.11=100



### 주택가격지수(전세) Housing Price Indices (Deposit-based Dwellings)

2017.11=100



# 1-1. 가 ( ) Housing Price Indices by Region (Purchase)

2017.11=100.0

|       |    | Whole country |            |                |            | Seoul metropolitan area |            |                |            |
|-------|----|---------------|------------|----------------|------------|-------------------------|------------|----------------|------------|
|       |    | Total         | Apartments | Detached house | Row houses | Total                   | Apartments | Detached house | Row houses |
| 2018. | 9  | 100.9         | 100.3      | 102.5          | 100.6      | 102.8                   | 103.3      | 103.3          | 101.4      |
|       | 10 | 101.1         | 100.4      | 102.9          | 100.7      | 103.2                   | 103.7      | 103.9          | 101.7      |
|       | 11 | 101.2         | 100.4      | 103.5          | 100.8      | 103.5                   | 103.9      | 104.6          | 101.8      |
|       | 12 | 101.2         | 100.2      | 103.9          | 100.7      | 103.6                   | 103.9      | 105.2          | 101.9      |
| 2019. | 1  | 101.1         | 99.9       | 104.1          | 100.6      | 103.4                   | 103.6      | 105.5          | 101.8      |
|       | 2  | 100.9         | 99.6       | 104.4          | 100.5      | 103.3                   | 103.3      | 105.8          | 101.7      |
|       | 3  | 100.8         | 99.3       | 104.6          | 100.4      | 103.1                   | 103.0      | 106.0          | 101.6      |
|       | 4  | 100.6         | 98.9       | 104.8          | 100.3      | 102.9                   | 102.6      | 106.3          | 101.5      |
|       | 5  | 100.4         | 98.6       | 105.1          | 100.1      | 102.7                   | 102.3      | 106.6          | 101.4      |
|       | 6  | 100.3         | 98.3       | 105.3          | 100.0      | 102.6                   | 102.1      | 107.0          | 101.3      |
|       | 7  | 100.2         | 98.1       | 105.6          | 99.9       | 102.6                   | 102.0      | 107.4          | 101.2      |
|       | 8  | 100.1         | 98.0       | 105.8          | 99.8       | 102.6                   | 102.1      | 107.8          | 101.1      |
|       | 9  | 100.2         | 97.9       | 106.0          | 99.7       | 102.8                   | 102.2      | 108.2          | 101.2      |
|       | 10 | 100.3         | 98.0       | 106.2          | 99.7       | 103.0                   | 102.5      | 108.6          | 101.3      |
|       | 11 | 100.5         | 98.2       | 106.4          | 99.8       | 103.4                   | 103.0      | 109.0          | 101.4      |
|       | 12 | 100.9         | 98.7       | 106.7          | 99.9       | 104.0                   | 103.8      | 109.5          | 101.6      |
| 2020. | 1  | 101.1         | 99.1       | 106.9          | 99.9       | 104.5                   | 104.4      | 109.8          | 101.6      |
|       | 2  | 101.5         | 99.6       | 107.1          | 100.0      | 105.0                   | 105.1      | 110.2          | 101.7      |
|       | 3  | 102.0         | 100.4      | 107.3          | 100.0      | 106.0                   | 106.6      | 110.6          | 101.9      |
|       | 4  | 102.3         | 100.7      | 107.5          | 100.1      | 106.5                   | 107.4      | 110.9          | 102.0      |
|       |    | Seoul         |            |                |            | 6 metropolitan cities   |            |                |            |
|       |    | Total         | Apartments | Detached house | Row houses | Total                   | Apartments | Detached house | Row houses |
| 2018. | 9  | 106.0         | 108.4      | 104.5          | 102.6      | 100.0                   | 99.2       | 103.2          | 99.7       |
|       | 10 | 106.6         | 109.1      | 105.3          | 102.9      | 100.2                   | 99.3       | 103.7          | 99.7       |
|       | 11 | 106.8         | 109.1      | 106.2          | 103.1      | 100.4                   | 99.3       | 104.4          | 99.8       |
|       | 12 | 106.8         | 108.9      | 107.0          | 103.2      | 100.5                   | 99.3       | 105.1          | 99.9       |
| 2019. | 1  | 106.6         | 108.5      | 107.4          | 103.1      | 100.4                   | 99.2       | 105.4          | 99.8       |
|       | 2  | 106.4         | 108.1      | 107.7          | 103.0      | 100.4                   | 99.0       | 105.7          | 99.7       |
|       | 3  | 106.2         | 107.7      | 108.0          | 102.9      | 100.3                   | 98.9       | 106.0          | 99.6       |
|       | 4  | 106.0         | 107.3      | 108.3          | 102.8      | 100.2                   | 98.7       | 106.3          | 99.5       |
|       | 5  | 105.9         | 107.1      | 108.6          | 102.7      | 100.1                   | 98.5       | 106.7          | 99.4       |
|       | 6  | 105.9         | 107.0      | 108.9          | 102.6      | 100.1                   | 98.3       | 107.0          | 99.3       |
|       | 7  | 105.9         | 107.1      | 109.3          | 102.6      | 100.0                   | 98.2       | 107.4          | 99.2       |
|       | 8  | 106.1         | 107.2      | 109.7          | 102.6      | 100.0                   | 98.1       | 107.7          | 99.1       |
|       | 9  | 106.3         | 107.4      | 110.2          | 102.6      | 100.1                   | 98.1       | 108.0          | 99.1       |
|       | 10 | 106.7         | 108.1      | 110.8          | 102.8      | 100.3                   | 98.3       | 108.4          | 99.2       |
|       | 11 | 107.3         | 108.8      | 111.2          | 103.0      | 100.5                   | 98.6       | 108.7          | 99.2       |
|       | 12 | 108.2         | 110.1      | 111.7          | 103.4      | 101.0                   | 99.1       | 109.2          | 99.3       |
| 2020. | 1  | 108.5         | 110.6      | 112.1          | 103.5      | 101.3                   | 99.5       | 109.5          | 99.3       |
|       | 2  | 108.7         | 110.8      | 112.5          | 103.6      | 101.7                   | 99.9       | 109.9          | 99.4       |
|       | 3  | 108.9         | 110.9      | 112.9          | 103.7      | 102.3                   | 100.7      | 110.2          | 99.5       |
|       | 4  | 108.8         | 110.8      | 113.2          | 103.7      | 102.6                   | 101.1      | 110.4          | 99.6       |

:

Source: Korea Appraisal Board.



# 1-2. 가 ( ) Housing Price Indices by Region (Deposit-based Dwellings)

2017.11=100.0

|         | Whole country |            |                |            | Seoul metropolitan area |            |                |            |
|---------|---------------|------------|----------------|------------|-------------------------|------------|----------------|------------|
|         | Total         | Apartments | Detached house | Row houses | Total                   | Apartments | Detached house | Row houses |
| 2018. 9 | 98.5          | 97.6       | 100.0          | 99.8       | 98.7                    | 97.8       | 100.1          | 100.1      |
| 10      | 98.5          | 97.5       | 100.0          | 99.7       | 98.8                    | 97.9       | 100.1          | 100.2      |
| 11      | 98.4          | 97.3       | 100.0          | 99.7       | 98.7                    | 97.8       | 100.2          | 100.2      |
| 12      | 98.2          | 97.1       | 100.0          | 99.6       | 98.5                    | 97.5       | 100.1          | 100.1      |
| 2019. 1 | 98.0          | 96.7       | 100.0          | 99.5       | 98.2                    | 97.1       | 100.1          | 100.0      |
| 2       | 97.7          | 96.4       | 99.9           | 99.4       | 97.9                    | 96.6       | 100.1          | 99.9       |
| 3       | 97.5          | 96.1       | 99.9           | 99.3       | 97.6                    | 96.2       | 100.0          | 99.8       |
| 4       | 97.2          | 95.6       | 99.9           | 99.1       | 97.3                    | 95.7       | 100.0          | 99.7       |
| 5       | 97.0          | 95.3       | 99.9           | 99.0       | 97.1                    | 95.4       | 100.0          | 99.6       |
| 6       | 96.8          | 95.0       | 99.8           | 98.9       | 96.9                    | 95.2       | 99.9           | 99.5       |
| 7       | 96.6          | 94.8       | 99.8           | 98.8       | 96.8                    | 95.0       | 99.9           | 99.4       |
| 8       | 96.5          | 94.7       | 99.8           | 98.7       | 96.8                    | 95.0       | 99.9           | 99.3       |
| 9       | 96.5          | 94.6       | 99.8           | 98.6       | 96.9                    | 95.2       | 99.9           | 99.3       |
| 10      | 96.6          | 94.8       | 99.8           | 98.6       | 97.1                    | 95.5       | 100.0          | 99.4       |
| 11      | 96.7          | 95.0       | 99.7           | 98.7       | 97.4                    | 95.9       | 100.0          | 99.5       |
| 12      | 96.9          | 95.3       | 99.8           | 98.7       | 97.8                    | 96.5       | 100.1          | 99.6       |
| 2020. 1 | 97.2          | 95.8       | 99.8           | 98.7       | 98.1                    | 97.1       | 100.1          | 99.6       |
| 2       | 97.4          | 96.1       | 99.7           | 98.7       | 98.5                    | 97.5       | 100.1          | 99.7       |
| 3       | 97.6          | 96.4       | 99.8           | 98.7       | 98.7                    | 97.9       | 100.1          | 99.7       |
| 4       | 97.7          | 96.6       | 99.7           | 98.7       | 98.9                    | 98.2       | 100.1          | 99.7       |
|         | Seoul         |            |                |            | 6 metropolitan cities   |            |                |            |
|         | Total         | Apartments | Detached house | Row houses | Total                   | Apartments | Detached house | Row houses |
| 2018. 9 | 100.4         | 100.2      | 100.3          | 100.8      | 98.7                    | 98.2       | 100.0          | 99.4       |
| 10      | 100.6         | 100.4      | 100.4          | 100.9      | 98.7                    | 98.1       | 100.0          | 99.4       |
| 11      | 100.6         | 100.4      | 100.5          | 100.9      | 98.6                    | 98.0       | 100.0          | 99.3       |
| 12      | 100.4         | 100.2      | 100.5          | 100.8      | 98.5                    | 97.9       | 100.0          | 99.2       |
| 2019. 1 | 100.1         | 99.7       | 100.4          | 100.7      | 98.4                    | 97.7       | 100.0          | 99.1       |
| 2       | 99.7          | 99.0       | 100.4          | 100.6      | 98.2                    | 97.6       | 99.9           | 99.1       |
| 3       | 99.3          | 98.4       | 100.3          | 100.5      | 98.1                    | 97.4       | 99.9           | 99.0       |
| 4       | 99.1          | 98.0       | 100.3          | 100.4      | 98.0                    | 97.2       | 99.9           | 98.9       |
| 5       | 99.0          | 97.9       | 100.2          | 100.3      | 97.8                    | 97.0       | 99.9           | 98.8       |
| 6       | 98.9          | 97.8       | 100.2          | 100.3      | 97.7                    | 96.8       | 99.9           | 98.7       |
| 7       | 98.9          | 97.9       | 100.2          | 100.2      | 97.5                    | 96.6       | 99.8           | 98.5       |
| 8       | 99.0          | 98.0       | 100.2          | 100.3      | 97.5                    | 96.5       | 99.8           | 98.5       |
| 9       | 99.1          | 98.2       | 100.2          | 100.3      | 97.4                    | 96.5       | 99.8           | 98.4       |
| 10      | 99.3          | 98.5       | 100.3          | 100.4      | 97.5                    | 96.7       | 99.8           | 98.3       |
| 11      | 99.6          | 98.9       | 100.3          | 100.5      | 97.6                    | 96.9       | 99.8           | 98.3       |
| 12      | 100.0         | 99.5       | 100.4          | 100.7      | 97.9                    | 97.2       | 99.8           | 98.3       |
| 2020. 1 | 100.4         | 100.2      | 100.4          | 100.7      | 98.2                    | 97.6       | 99.8           | 98.3       |
| 2       | 100.6         | 100.4      | 100.4          | 100.8      | 98.4                    | 98.0       | 99.8           | 98.4       |
| 3       | 100.7         | 100.6      | 100.5          | 100.9      | 98.7                    | 98.3       | 99.8           | 98.4       |
| 4       | 100.7         | 100.7      | 100.5          | 100.9      | 98.9                    | 98.6       | 99.8           | 98.5       |

:

Source: Korea Appraisal Board.

## 2. 가 Floating Rate of Land Price by Province

| : %     |               |                           |            |              |                               |                     |       |       |       |         |         | In percent |
|---------|---------------|---------------------------|------------|--------------|-------------------------------|---------------------|-------|-------|-------|---------|---------|------------|
|         | Whole country | 1)<br>Metropolitan cities | All cities | All counties | 2)<br>Seoul metropolitan area | 3)<br>Regional area | Seoul | Busan | Daegu | Incheon | Gwangju |            |
| 2013    | 1.14          | 1.25                      | 1.04       | 0.95         | 1.04                          | 1.30                | 1.21  | 1.57  | 1.68  | 0.87    | 0.75    |            |
| 2014    | 1.96          | 2.42                      | 1.54       | 1.43         | 1.91                          | 2.06                | 2.66  | 2.28  | 3.15  | 1.35    | 1.31    |            |
| 2015    | 2.40          | 2.77                      | 2.09       | 1.93         | 2.19                          | 2.77                | 2.69  | 3.09  | 4.06  | 1.95    | 2.87    |            |
| 2016    | 2.70          | 3.02                      | 2.44       | 2.14         | 2.53                          | 2.99                | 2.97  | 4.17  | 3.93  | 1.74    | 2.82    |            |
| 2017    | 3.88          | 4.37                      | 3.45       | 3.23         | 3.82                          | 3.97                | 4.32  | 6.51  | 4.58  | 3.10    | 4.17    |            |
| 2018    | 4.58          | 5.48                      | 3.82       | 3.22         | 5.14                          | 3.65                | 6.11  | 5.74  | 5.01  | 3.59    | 5.26    |            |
| 2019    | 3.92          | 4.71                      | 3.24       | 2.56         | 4.74                          | 2.51                | 5.29  | 3.76  | 4.55  | 4.03    | 4.77    |            |
| 2019. 4 | 0.32          | 0.35                      | 0.29       | 0.24         | 0.36                          | 0.24                | 0.38  | 0.30  | 0.38  | 0.35    | 0.43    |            |
| 5       | 0.33          | 0.40                      | 0.27       | 0.23         | 0.39                          | 0.23                | 0.45  | 0.30  | 0.40  | 0.32    | 0.38    |            |
| 6       | 0.32          | 0.39                      | 0.27       | 0.21         | 0.39                          | 0.22                | 0.44  | 0.30  | 0.38  | 0.26    | 0.39    |            |
| 7       | 0.34          | 0.42                      | 0.27       | 0.22         | 0.41                          | 0.21                | 0.48  | 0.28  | 0.38  | 0.33    | 0.40    |            |
| 8       | 0.33          | 0.41                      | 0.26       | 0.19         | 0.42                          | 0.18                | 0.49  | 0.26  | 0.36  | 0.34    | 0.38    |            |
| 9       | 0.32          | 0.41                      | 0.25       | 0.18         | 0.42                          | 0.16                | 0.49  | 0.25  | 0.36  | 0.34    | 0.34    |            |
| 10      | 0.34          | 0.41                      | 0.27       | 0.20         | 0.43                          | 0.18                | 0.48  | 0.30  | 0.35  | 0.34    | 0.36    |            |
| 11      | 0.34          | 0.43                      | 0.25       | 0.19         | 0.42                          | 0.19                | 0.49  | 0.38  | 0.39  | 0.35    | 0.38    |            |
| 12      | 0.34          | 0.42                      | 0.26       | 0.19         | 0.41                          | 0.20                | 0.48  | 0.35  | 0.38  | 0.36    | 0.36    |            |
| 2020. 1 | 0.33          | 0.41                      | 0.27       | 0.19         | 0.41                          | 0.20                | 0.46  | 0.32  | 0.35  | 0.35    | 0.39    |            |
| 2       | 0.32          | 0.39                      | 0.27       | 0.19         | 0.40                          | 0.19                | 0.43  | 0.31  | 0.25  | 0.37    | 0.39    |            |
| 3       | 0.27          | 0.31                      | 0.24       | 0.16         | 0.34                          | 0.14                | 0.34  | 0.20  | 0.19  | 0.35    | 0.31    |            |

|         | Daejeon | Ulsan | Sejong | Gyeonggi | Gangwon | Chungbuk | Chungnam | Jeonbuk | Jeonnam | Gyeongbuk | Gyeongnam | Jeju  |
|---------|---------|-------|--------|----------|---------|----------|----------|---------|---------|-----------|-----------|-------|
| 2013    | 1.01    | 1.37  | 5.50   | 0.91     | 1.29    | 1.02     | 0.78     | 1.04    | 0.96    | 1.49      | 1.49      | 1.42  |
| 2014    | 1.84    | 1.85  | 4.53   | 1.24     | 1.76    | 1.69     | 1.39     | 1.58    | 1.80    | 2.42      | 1.97      | 3.73  |
| 2015    | 3.11    | 2.52  | 4.57   | 1.73     | 2.64    | 1.90     | 1.51     | 2.31    | 2.80    | 2.65      | 2.23      | 7.57  |
| 2016    | 3.45    | 2.35  | 4.78   | 2.23     | 2.92    | 1.92     | 1.90     | 2.15    | 2.60    | 2.54      | 2.36      | 8.33  |
| 2017    | 3.36    | 3.54  | 7.02   | 3.45     | 3.82    | 3.08     | 2.98     | 3.33    | 3.90    | 3.09      | 3.09      | 5.46  |
| 2018    | 3.34    | 2.65  | 7.42   | 4.42     | 3.58    | 3.16     | 2.28     | 2.72    | 4.00    | 2.86      | 2.20      | 4.99  |
| 2019    | 4.25    | 0.35  | 4.95   | 4.29     | 2.66    | 2.22     | 1.63     | 2.60    | 3.90    | 2.38      | 0.56      | -1.77 |
| 2019. 4 | 0.25    | 0.12  | 0.32   | 0.35     | 0.26    | 0.23     | 0.15     | 0.26    | 0.35    | 0.23      | 0.09      | 0.10  |
| 5       | 0.33    | 0.08  | 0.55   | 0.35     | 0.25    | 0.21     | 0.14     | 0.26    | 0.33    | 0.21      | 0.07      | -0.13 |
| 6       | 0.36    | 0.08  | 0.58   | 0.35     | 0.23    | 0.16     | 0.14     | 0.22    | 0.32    | 0.20      | 0.05      | -0.11 |
| 7       | 0.38    | -0.01 | 0.46   | 0.36     | 0.24    | 0.14     | 0.12     | 0.23    | 0.32    | 0.20      | 0.05      | -0.13 |
| 8       | 0.38    | -0.08 | 0.41   | 0.36     | 0.21    | 0.13     | 0.11     | 0.22    | 0.30    | 0.18      | 0.01      | -0.19 |
| 9       | 0.39    | -0.13 | 0.40   | 0.35     | 0.19    | 0.13     | 0.10     | 0.18    | 0.28    | 0.17      | -0.00     | -0.41 |
| 10      | 0.47    | -0.10 | 0.35   | 0.38     | 0.17    | 0.17     | 0.12     | 0.17    | 0.31    | 0.19      | 0.02      | -0.42 |
| 11      | 0.44    | -0.02 | 0.31   | 0.36     | 0.19    | 0.17     | 0.14     | 0.15    | 0.30    | 0.18      | 0.01      | -0.52 |
| 12      | 0.44    | 0.07  | 0.29   | 0.36     | 0.18    | 0.18     | 0.18     | 0.14    | 0.28    | 0.19      | 0.03      | -0.40 |
| 2020. 1 | 0.47    | 0.10  | 0.42   | 0.36     | 0.17    | 0.14     | 0.13     | 0.19    | 0.31    | 0.18      | 0.03      | -0.31 |
| 2       | 0.48    | 0.14  | 0.44   | 0.37     | 0.17    | 0.15     | 0.12     | 0.20    | 0.31    | 0.14      | 0.05      | -0.31 |
| 3       | 0.37    | 0.04  | 0.30   | 0.34     | 0.15    | 0.13     | 0.11     | 0.18    | 0.27    | 0.11      | 0.04      | -0.32 |

: 1) , 6 ( , , , , , ),

2) , ,

3) 5 ( , , , , )

:

Note: 1) Seoul, 6 large district local government (Busan, Daejeon, Daegu, Gwangju, Ulsan, Incheon), Sejong

2) Seoul, Incheon, Gyeonggi

3) 5 large district local government (Busan, Daejeon, Daegu, Gwangju, Ulsan) and Regional -do

Source: Korea Appraisal Board.

3.

| : , 1,000m <sup>2</sup> |           |           |                 |         |             |         |           |
|-------------------------|-----------|-----------|-----------------|---------|-------------|---------|-----------|
|                         | Total     |           | Dry paddy-field |         | Paddy-field |         | Parcel    |
|                         | Parcel    | Area      | Parcel          | Area    | Parcel      | Area    |           |
| 2017                    | 3,314,801 | 2,206,130 | 283,057         | 249,940 | 311,862     | 380,777 | 2,286,664 |
| 2018                    | 3,185,704 | 2,070,989 | 258,417         | 233,181 | 297,624     | 374,299 | 2,200,584 |
| 2019                    | 2,901,810 | 1,869,579 | 237,891         | 212,511 | 282,194     | 351,295 | 1,955,942 |
| 2018. 9                 | 231,784   | 118,895   | 15,798          | 13,639  | 19,040      | 19,653  | 167,711   |
| 10                      | 282,423   | 163,654   | 22,487          | 19,127  | 22,669      | 27,017  | 198,871   |
| 11                      | 248,668   | 165,717   | 21,195          | 19,052  | 24,790      | 31,074  | 167,191   |
| 12                      | 242,833   | 191,057   | 22,660          | 21,467  | 25,992      | 35,787  | 155,386   |
| 2019. 1                 | 239,533   | 167,034   | 21,635          | 18,912  | 30,180      | 34,657  | 149,926   |
| 2                       | 196,260   | 139,002   | 16,993          | 15,874  | 21,804      | 30,655  | 129,531   |
| 3                       | 236,906   | 168,722   | 21,917          | 19,874  | 26,061      | 37,412  | 150,636   |
| 4                       | 237,259   | 193,126   | 22,344          | 20,618  | 27,018      | 36,312  | 149,810   |
| 5                       | 230,842   | 178,557   | 21,322          | 20,271  | 24,303      | 30,527  | 147,039   |
| 6                       | 207,724   | 139,708   | 17,448          | 14,698  | 18,751      | 22,433  | 142,037   |
| 7                       | 250,163   | 145,133   | 20,057          | 19,443  | 21,032      | 24,501  | 172,152   |
| 8                       | 236,626   | 135,134   | 19,664          | 15,823  | 19,105      | 22,405  | 162,544   |
| 9                       | 221,149   | 119,343   | 15,076          | 13,935  | 18,124      | 19,635  | 158,971   |
| 10                      | 255,638   | 147,823   | 19,582          | 16,578  | 22,707      | 27,668  | 180,245   |
| 11                      | 267,915   | 155,625   | 19,445          | 16,603  | 25,093      | 29,196  | 186,030   |
| 12                      | 321,795   | 180,372   | 22,408          | 19,882  | 28,016      | 35,893  | 227,021   |
| 2020. 1                 | 282,890   | 136,165   | 19,807          | 16,492  | 24,459      | 30,457  | 205,353   |
| 2                       | 306,397   | 183,997   | 20,051          | 18,216  | 31,145      | 37,218  | 219,607   |
| 3                       | 281,618   | 168,582   | 22,424          | 20,342  | 27,007      | 37,882  | 197,490   |
| 4                       | 224,823   | 163,882   | 20,511          | 18,581  | 23,422      | 44,174  | 148,536   |
|                         | 21,355    | 1,444     | 74              | 18      | 25          | 21      | 20,453    |
|                         | 12,306    | 1,750     | 156             | 36      | 155         | 123     | 11,196    |
|                         | 6,409     | 1,207     | 175             | 72      | 175         | 127     | 5,691     |
|                         | 15,015    | 2,425     | 334             | 181     | 328         | 543     | 13,074    |
|                         | 4,701     | 1,114     | 164             | 81      | 274         | 260     | 4,032     |
|                         | 4,604     | 946       | 120             | 72      | 77          | 50      | 4,156     |
|                         | 2,566     | 1,415     | 123             | 55      | 190         | 169     | 1,739     |
|                         | 2,210     | 1,999     | 110             | 107     | 137         | 140     | 1,271     |
|                         | 64,325    | 39,645    | 4,091           | 2,994   | 4,568       | 17,605  | 44,728    |
|                         | 10,397    | 16,372    | 2,153           | 2,247   | 1,110       | 1,634   | 4,931     |
|                         | 8,622     | 9,784     | 1,466           | 1,508   | 1,315       | 1,711   | 4,297     |
|                         | 15,833    | 15,307    | 2,103           | 1,724   | 2,904       | 4,627   | 6,967     |
|                         | 11,093    | 13,081    | 2,119           | 1,859   | 2,518       | 4,490   | 4,938     |
|                         | 16,212    | 19,234    | 3,121           | 3,206   | 3,756       | 5,871   | 7,122     |
|                         | 13,348    | 21,210    | 2,177           | 2,715   | 3,204       | 3,933   | 5,867     |
|                         | 12,841    | 13,802    | 1,399           | 1,006   | 2,668       | 2,854   | 6,769     |
|                         | 2,986     | 3,149     | 626             | 699     | 18          | 15      | 1,305     |

## 3. Land Business by Land Category

| In parcel, 1,000m |          |           |         |        |         |         |                   |
|-------------------|----------|-----------|---------|--------|---------|---------|-------------------|
| Building site     | Forestry |           | Factory |        | Others  |         |                   |
|                   | Parcel   | Area      | Parcel  | Area   | Parcel  | Area    |                   |
| Area              | Parcel   | Area      | Parcel  | Area   | Parcel  | Area    |                   |
| Total             |          |           |         |        |         |         |                   |
| 296,438           | 256,573  | 1,141,329 | 32,898  | 39,630 | 143,747 | 98,016  | 2017              |
| 263,485           | 254,710  | 1,055,081 | 35,918  | 38,071 | 138,451 | 106,870 | 2018              |
| 243,626           | 243,774  | 920,800   | 36,495  | 38,317 | 145,514 | 103,029 | 2019              |
| 16,838            | 17,319   | 60,906    | 3,145   | 1,807  | 8,771   | 6,053   | 9. 2018           |
| 21,958            | 23,973   | 84,953    | 2,607   | 2,873  | 11,816  | 7,727   | 10                |
| 21,472            | 21,130   | 81,439    | 2,660   | 2,564  | 11,702  | 10,116  | 11                |
| 22,560            | 21,659   | 92,431    | 3,240   | 4,483  | 13,896  | 14,330  | 12                |
| 22,786            | 21,963   | 78,068    | 4,170   | 2,882  | 11,659  | 9,728   | 1. 2019           |
| 17,153            | 16,917   | 65,202    | 2,236   | 2,853  | 8,779   | 7,265   | 2                 |
| 18,844            | 22,896   | 79,919    | 3,059   | 3,201  | 12,337  | 9,472   | 3                 |
| 21,054            | 22,304   | 102,997   | 2,459   | 3,147  | 13,324  | 8,998   | 4                 |
| 20,348            | 22,221   | 94,438    | 2,903   | 3,428  | 13,054  | 9,544   | 5                 |
| 19,470            | 17,371   | 72,031    | 2,297   | 3,996  | 9,820   | 7,080   | 6                 |
| 20,664            | 19,747   | 70,543    | 2,598   | 2,391  | 14,577  | 7,591   | 7                 |
| 19,063            | 19,925   | 67,594    | 2,303   | 2,634  | 13,085  | 7,616   | 8                 |
| 16,022            | 16,836   | 59,620    | 2,340   | 3,569  | 9,802   | 6,561   | 9                 |
| 19,438            | 19,334   | 73,525    | 2,640   | 2,683  | 11,130  | 7,930   | 10                |
| 22,485            | 20,355   | 73,998    | 4,043   | 3,342  | 12,949  | 10,002  | 11                |
| 26,298            | 23,905   | 82,865    | 5,447   | 4,193  | 14,998  | 11,241  | 12                |
| 23,817            | 18,856   | 56,489    | 3,298   | 2,752  | 11,117  | 6,159   | 1. 2020           |
| 22,151            | 19,943   | 93,513    | 2,880   | 3,272  | 12,771  | 9,627   | 2                 |
| 23,859            | 19,265   | 75,172    | 2,834   | 3,669  | 12,598  | 7,659   | 3                 |
| 19,915            | 18,769   | 68,607    | 2,230   | 4,266  | 11,355  | 8,340   | 4                 |
| By province       |          |           |         |        |         |         |                   |
| 1,252             | 141      | 52        | 149     | 14     | 513     | 88      | Seoul             |
| 627               | 234      | 760       | 80      | 144    | 485     | 59      | Busan             |
| 650               | 173      | 284       | 53      | 49     | 142     | 26      | Daegu             |
| 1,083             | 499      | 365       | 147     | 102    | 633     | 150     | Incheon           |
| 327               | 103      | 123       | 27      | 296    | 101     | 27      | Gwangju           |
| 619               | 130      | 181       | 32      | 3      | 89      | 21      | Daejeon           |
| 209               | 375      | 774       | 25      | 149    | 114     | 59      | Ulsan             |
| 540               | 509      | 1,014     | 16      | 145    | 167     | 53      | Sejong            |
| 5,855             | 6,340    | 11,150    | 847     | 981    | 3,751   | 1,059   | Gyeonggi-do       |
| 1,078             | 1,504    | 9,037     | 32      | 142    | 667     | 2,235   | Gangwon-do        |
| 1,078             | 806      | 4,503     | 69      | 552    | 669     | 432     | Chungcheongbuk-do |
| 1,544             | 2,429    | 6,123     | 367     | 653    | 1,063   | 636     | Chungcheongnam-do |
| 919               | 1,030    | 5,268     | 70      | 187    | 418     | 358     | Jeollabuk-do      |
| 1,581             | 1,495    | 7,373     | 32      | 116    | 686     | 1,087   | Jeollanam-do      |
| 1,197             | 1,194    | 12,075    | 172     | 516    | 734     | 774     | Gyeongsangbuk-do  |
| 1,142             | 1,248    | 8,128     | 105     | 212    | 652     | 460     | Gyeongsangnam-do  |
| 213               | 559      | 1,397     | 7       | 6      | 471     | 817     | Jeju-do           |

Source: Korea Appraisal Board.



통계청

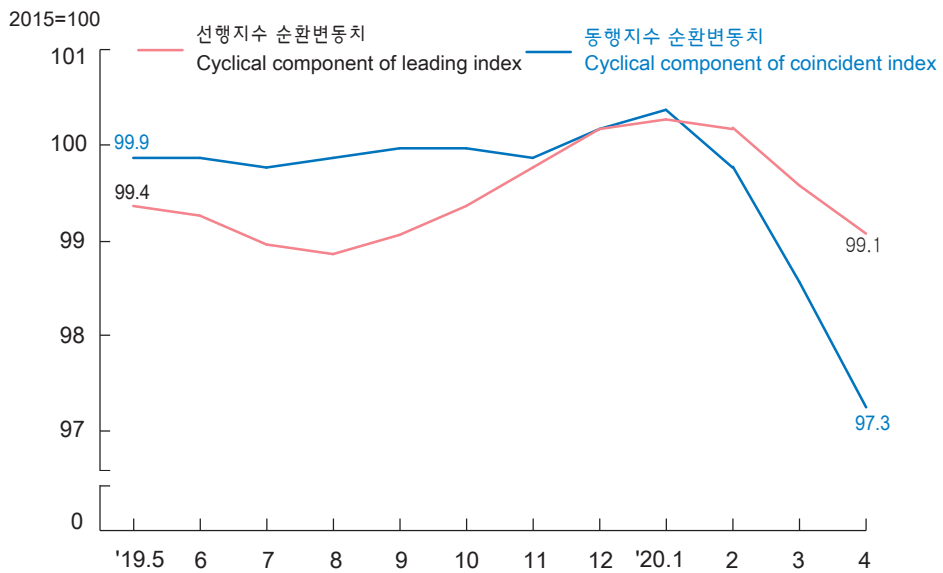
이 면은 빈 공간입니다.

## V. 경제일반 · 경기 · 기업경영

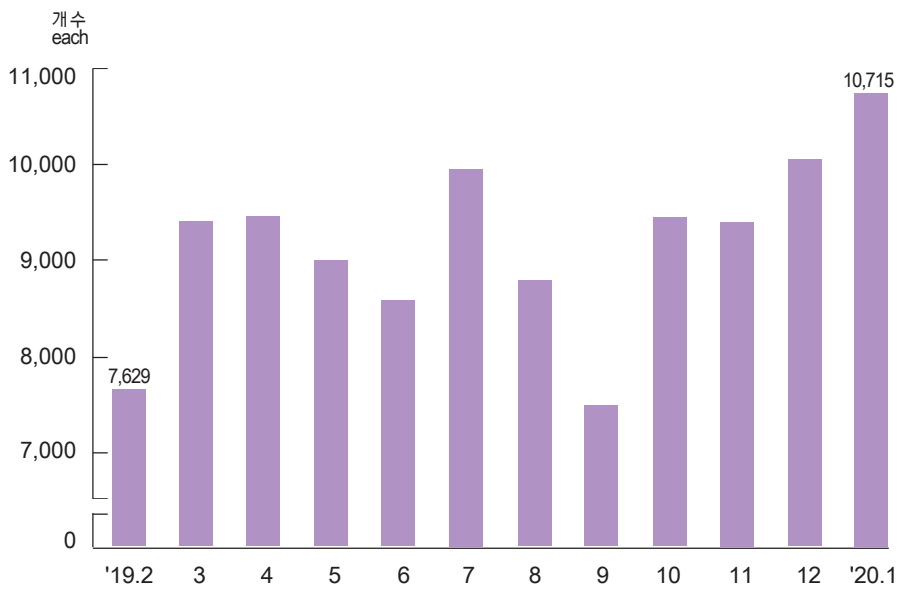
Economy and Market / Business Activities

|                    |    |
|--------------------|----|
| 1. 경기종합지수 .....    | 73 |
| 2. 기업경기실사지수 .....  | 74 |
| 3. 소비자동향지수 .....   | 75 |
| 4. 기업경영분석 .....    | 76 |
| 5. 산업별 신설법인수 ..... | 78 |

## 경기 Economy



## 신설법인 수 Number of New Corporations



# 1. Composite Economic Indexes

1) 2)

Composite Economic Indexes are used to measure the phase, turning point, speed and fluctuations of business cycles in economic activities. Economic indicators of industrial production, consumption, employment, finance, international trade and investment are used to produce composite economic indexes.

(2015 = 100, %)

|       |    | Composite leading index |                         | Composite coincident index |                         | Composite lagging index |                         | Cyclical component of leading index | Cyclical component of coincident index |
|-------|----|-------------------------|-------------------------|----------------------------|-------------------------|-------------------------|-------------------------|-------------------------------------|--|
|       |    |                         | Over the previous month |                            | Over the previous month |                         | Over the previous month |                                     |  |
| 2016. | 7  | 104.0                   | 0.5                     | 103.9                      | 0.5                     | 103.5                   | 0.2                     | 100.4                               | 100.7                                  |
|       | 8  | 104.5                   | 0.5                     | 104.3                      | 0.4                     | 103.8                   | 0.3                     | 100.6                               | 100.8                                  |
|       | 9  | 105.0                   | 0.5                     | 104.3                      | 0.0                     | 104.0                   | 0.2                     | 100.7                               | 100.6                                  |
|       | 10 | 105.5                   | 0.5                     | 104.4                      | 0.1                     | 104.3                   | 0.3                     | 100.8                               | 100.4                                  |
|       | 11 | 106.0                   | 0.5                     | 104.8                      | 0.4                     | 104.6                   | 0.3                     | 100.9                               | 100.6                                  |
|       | 12 | 106.5                   | 0.5                     | 105.3                      | 0.5                     | 104.8                   | 0.2                     | 101.0                               | 100.8                                  |
| 2017. | 1  | 107.1                   | 0.6                     | 105.9                      | 0.6                     | 105.2                   | 0.4                     | 101.2                               | 101.1                                  |
|       | 2  | 107.6                   | 0.5                     | 106.3                      | 0.4                     | 105.5                   | 0.3                     | 101.3                               | 101.1                                  |
|       | 3  | 108.1                   | 0.5                     | 106.8                      | 0.5                     | 105.8                   | 0.3                     | 101.4                               | 101.3                                  |
|       | 4  | 108.6                   | 0.5                     | 107.1                      | 0.3                     | 106.1                   | 0.3                     | 101.5                               | 101.3                                  |
|       | 5  | 109.1                   | 0.5                     | 107.4                      | 0.3                     | 106.5                   | 0.4                     | 101.6                               | 101.4                                  |
|       | 6  | 109.7                   | 0.5                     | 107.6                      | 0.2                     | 106.7                   | 0.2                     | 101.7                               | 101.3                                  |
|       | 7  | 110.1                   | 0.4                     | 107.8                      | 0.2                     | 107.0                   | 0.3                     | 101.7                               | 101.3                                  |
|       | 8  | 110.6                   | 0.5                     | 108.0                      | 0.2                     | 107.4                   | 0.4                     | 101.8                               | 101.2                                  |
|       | 9  | 110.8                   | 0.2                     | 108.4                      | 0.4                     | 107.7                   | 0.3                     | 101.7                               | 101.4                                  |
|       | 10 | 111.3                   | 0.5                     | 108.5                      | 0.1                     | 107.9                   | 0.2                     | 101.7                               | 101.3                                  |
|       | 11 | 111.6                   | 0.3                     | 108.8                      | 0.3                     | 108.2                   | 0.3                     | 101.6                               | 101.3                                  |
|       | 12 | 111.8                   | 0.2                     | 108.7                      | -0.1                    | 108.6                   | 0.4                     | 101.4                               | 101.0                                  |
| 2018. | 1  | 112.2                   | 0.4                     | 109.0                      | 0.3                     | 109.0                   | 0.4                     | 101.4                               | 101.0                                  |
|       | 2  | 112.5                   | 0.3                     | 109.4                      | 0.4                     | 109.3                   | 0.3                     | 101.2                               | 101.2                                  |
|       | 3  | 112.7                   | 0.2                     | 109.8                      | 0.4                     | 109.6                   | 0.3                     | 101.1                               | 101.3                                  |
|       | 4  | 112.7                   | 0.0                     | 110.0                      | 0.2                     | 109.9                   | 0.3                     | 100.8                               | 101.3                                  |
|       | 5  | 113.2                   | 0.4                     | 110.1                      | 0.1                     | 110.2                   | 0.3                     | 100.9                               | 101.1                                  |
|       | 6  | 113.5                   | 0.3                     | 110.2                      | 0.1                     | 110.6                   | 0.4                     | 100.9                               | 101.1                                  |
|       | 7  | 113.7                   | 0.2                     | 110.3                      | 0.1                     | 110.8                   | 0.2                     | 100.8                               | 100.9                                  |
|       | 8  | 113.6                   | -0.1                    | 110.4                      | 0.1                     | 111.1                   | 0.3                     | 100.4                               | 100.8                                  |
|       | 9  | 113.8                   | 0.2                     | 110.4                      | 0.0                     | 111.3                   | 0.2                     | 100.3                               | 100.6                                  |
|       | 10 | 113.9                   | 0.1                     | 110.5                      | 0.1                     | 111.7                   | 0.4                     | 100.1                               | 100.5                                  |
|       | 11 | 114.0                   | 0.1                     | 110.6                      | 0.1                     | 112.1                   | 0.4                     | 99.9                                | 100.3                                  |
|       | 12 | 114.0                   | 0.0                     | 110.7                      | 0.1                     | 112.5                   | 0.4                     | 99.7                                | 100.2                                  |
| 2019. | 1  | 114.2                   | 0.2                     | 110.8                      | 0.1                     | 112.8                   | 0.3                     | 99.6                                | 100.2                                  |
|       | 2  | 114.4                   | 0.2                     | 110.6                      | -0.2                    | 113.1                   | 0.3                     | 99.5                                | 99.8                                   |
|       | 3  | 114.7                   | 0.3                     | 110.8                      | 0.2                     | 113.3                   | 0.2                     | 99.5                                | 99.7                                   |
|       | 4  | 115.1                   | 0.3                     | 111.0                      | 0.2                     | 113.6                   | 0.3                     | 99.5                                | 99.7                                   |
|       | 5  | 115.3                   | 0.2                     | 111.4                      | 0.4                     | 113.9                   | 0.3                     | 99.4                                | 99.9                                   |
|       | 6  | 115.4                   | 0.1                     | 111.6                      | 0.2                     | 114.2                   | 0.3                     | 99.3                                | 99.9                                   |
|       | 7  | 115.4                   | 0.0                     | 111.7                      | 0.1                     | 114.5                   | 0.3                     | 99.0                                | 99.8                                   |
|       | 8  | 115.7                   | 0.3                     | 112.1                      | 0.4                     | 114.8                   | 0.3                     | 98.9                                | 99.9                                   |
|       | 9  | 116.1                   | 0.3                     | 112.3                      | 0.2                     | 115.1                   | 0.3                     | 99.1                                | 100.0                                  |
|       | 10 | 116.8                   | 0.6                     | 112.6                      | 0.3                     | 115.4                   | 0.3                     | 99.4                                | 100.0                                  |
|       | 11 | 117.5                   | 0.6                     | 112.7                      | 0.1                     | 115.6                   | 0.2                     | 99.8                                | 99.9                                   |
|       | 12 | 118.3                   | 0.7                     | 113.3                      | 0.5                     | 115.9                   | 0.3                     | 100.2                               | 100.2                                  |
| 2020. | 1  | 118.8                   | 0.4                     | 113.8                      | 0.4                     | 116.3                   | 0.3                     | 100.3                               | 100.4                                  |
|       | 2  | 119.0                   | 0.2                     | 113.3                      | -0.4                    | 116.6                   | 0.3                     | 100.2                               | 99.8                                   |
|       | 3  | 118.6                   | -0.3                    | 112.1                      | -1.1                    | 116.7                   | 0.1                     | 99.6                                | 98.6                                   |
|       | 4  | 118.4                   | -0.2                    | 110.9                      | -1.1                    | 116.7                   | 0.0                     | 99.1                                | 97.3                                   |

: 1) 10 (2019.9 )

가

2) 3

:

Note: 1) According to the 10th revision of the Composite Economic Indexes in September 2019, the component indicators and time series data of Composite Economic Indexes are altogether changed.

2) Recent three month data are preliminary.

Source: Statistics Korea.



## 2.

## Business Survey Indexes

1)

|          | Manufacturing      |                 |          |                 |                      |                 |               |                 |                     |                 |                 |                 |
|----------|--------------------|-----------------|----------|-----------------|----------------------|-----------------|---------------|-----------------|---------------------|-----------------|-----------------|-----------------|
|          | Business condition |                 | Sales    |                 | Facility investments |                 | Profitability |                 | Financial condition |                 | Human resources |                 |
|          | Tendency           | Future tendency | Tendency | Future tendency | Tendency             | Future tendency | Tendency      | Future tendency | Tendency            | Future tendency | Tendency        | Future tendency |
| 2018. 11 | 73                 | 72              | 82       | 81              | 93                   | 92              | 84            | 83              | 83                  | 80              | 94              | 93              |
| 12       | 71                 | 71              | 81       | 81              | 92                   | 93              | 83            | 84              | 81                  | 81              | 96              | 95              |
| 2019. 1  | 67                 | 71              | 81       | 82              | 92                   | 93              | 85            | 86              | 82                  | 82              | 95              | 97              |
| 2        | 69                 | 65              | 80       | 81              | 95                   | 94              | 87            | 85              | 82                  | 80              | 97              | 95              |
| 3        | 73                 | 76              | 81       | 85              | 94                   | 96              | 85            | 89              | 81                  | 84              | 95              | 96              |
| 4        | 75                 | 76              | 84       | 85              | 93                   | 95              | 87            | 86              | 83                  | 82              | 94              | 95              |
| 5        | 76                 | 77              | 83       | 86              | 94                   | 94              | 87            | 87              | 83                  | 83              | 95              | 94              |
| 6        | 75                 | 75              | 83       | 85              | 94                   | 95              | 84            | 88              | 85                  | 83              | 94              | 96              |
| 7        | 73                 | 75              | 78       | 80              | 94                   | 95              | 87            | 86              | 83                  | 85              | 95              | 96              |
| 8        | 68                 | 71              | 79       | 78              | 93                   | 94              | 85            | 86              | 82                  | 82              | 96              | 95              |
| 9        | 71                 | 72              | 77       | 81              | 92                   | 93              | 85            | 85              | 82                  | 82              | 96              | 96              |
| 10       | 72                 | 73              | 78       | 80              | 93                   | 93              | 86            | 85              | 81                  | 83              | 96              | 96              |
| 11       | 74                 | 72              | 80       | 78              | 92                   | 94              | 86            | 86              | 82                  | 82              | 95              | 97              |
| 12       | 74                 | 71              | 81       | 80              | 93                   | 93              | 88            | 86              | 83                  | 82              | 98              | 95              |
| 2020. 1  | 76                 | 73              | 80       | 81              | 93                   | 94              | 87            | 87              | 83                  | 83              | 99              | 98              |
| 2        | 65                 | 77              | 71       | 85              | 92                   | 93              | 84            | 88              | 78                  | 83              | 97              | 99              |
| 3        | 56                 | 69              | 61       | 75              | 87                   | 92              | 80            | 86              | 71                  | 79              | 99              | 97              |
| 4        | 52                 | 54              | 58       | 61              | 80                   | 86              | 79            | 80              | 66                  | 69              | 104             | 100             |
| 5        | 49                 | 50              | 48       | 55              | 80                   | 79              | 74            | 76              | 64                  | 64              | 109             | 105             |

|          | Non-manufacturing  |                 |          |                 |               |                 |                     |                 |                 |                 |
|----------|--------------------|-----------------|----------|-----------------|---------------|-----------------|---------------------|-----------------|-----------------|-----------------|
|          | Business condition |                 | Sales    |                 | Profitability |                 | Financial condition |                 | Human resources |                 |
|          | Tendency           | Future tendency | Tendency | Future tendency | Tendency      | Future tendency | Tendency            | Future tendency | Tendency        | Future tendency |
| 2018. 11 | 74                 | 75              | 83       | 80              | 82            | 84              | 81                  | 82              | 84              | 84              |
| 12       | 73                 | 74              | 81       | 82              | 82            | 84              | 82                  | 82              | 85              | 84              |
| 2019. 1  | 71                 | 72              | 79       | 77              | 81            | 81              | 79                  | 81              | 83              | 85              |
| 2        | 70                 | 70              | 76       | 77              | 79            | 80              | 80                  | 80              | 82              | 84              |
| 3        | 73                 | 75              | 78       | 79              | 85            | 86              | 82                  | 84              | 83              | 84              |
| 4        | 74                 | 76              | 78       | 80              | 81            | 85              | 81                  | 83              | 84              | 83              |
| 5        | 71                 | 77              | 76       | 79              | 80            | 83              | 79                  | 83              | 82              | 84              |
| 6        | 74                 | 72              | 75       | 77              | 82            | 80              | 83                  | 79              | 86              | 83              |
| 7        | 72                 | 74              | 76       | 77              | 81            | 82              | 82                  | 81              | 83              | 86              |
| 8        | 70                 | 71              | 76       | 74              | 81            | 80              | 81                  | 82              | 84              | 83              |
| 9        | 72                 | 72              | 75       | 77              | 83            | 82              | 81                  | 81              | 83              | 84              |
| 10       | 74                 | 74              | 77       | 78              | 82            | 85              | 82                  | 83              | 83              | 83              |
| 11       | 75                 | 72              | 80       | 77              | 83            | 83              | 82                  | 82              | 84              | 84              |
| 12       | 78                 | 74              | 80       | 78              | 83            | 83              | 83                  | 82              | 86              | 84              |
| 2020. 1  | 73                 | 75              | 79       | 77              | 83            | 81              | 84                  | 82              | 84              | 85              |
| 2        | 64                 | 74              | 69       | 80              | 74            | 83              | 78                  | 84              | 82              | 85              |
| 3        | 53                 | 68              | 53       | 70              | 64            | 78              | 66                  | 79              | 84              | 84              |
| 4        | 50                 | 52              | 52       | 50              | 63            | 64              | 66                  | 65              | 82              | 84              |
| 5        | 56                 | 50              | 56       | 52              | 68            | 64              | 68                  | 65              | 83              | 81              |

: 1) 2018 5

BSI

2018

6

BSI

Note: 1) The sample has been revised since the Business Survey Index (BSI) on business conditions for May 2018 and the BSI for the outlook for June 2018. Data should be carefully used owing to the break of time series.

Source: The Bank of Korea.

### 3. Consumer Survey Indexes

1)2)

|       |                              |  | 가   |                             |  |                                     | 가                         | 3)                                |     |
|-------|------------------------------|--|---|-----------------------------|--|-------------------------------------|---------------------------|-----------------------------------|-----|
|       | Living standard of household | Expectations of living standard of household | Expected change in total household income | Domestic economic situation | Expectation of domestic economic situation | Expectation of employment situation | Expected change in prices | Expected change in interest rates |     |
| 2018. | 11                           | 90   | 90  | 97                          | 62   | 72                                  | 75                        | 146                               | 130 |
|       | 12                           | 89   | 91  | 99                          | 62   | 72                                  | 74                        | 146                               | 132 |
| 2019. | 1                            | 90   | 91  | 98                          | 65   | 76                                  | 78                        | 145                               | 125 |
|       | 2                            | 93   | 92  | 98                          | 70   | 80                                  | 79                        | 145                               | 120 |
|       | 3                            | 91   | 94  | 98                          | 70   | 79                                  | 79                        | 144                               | 115 |
|       | 4                            | 93   | 95  | 99                          | 74   | 81                                  | 83                        | 142                               | 110 |
|       | 5                            | 91   | 92  | 97                          | 69   | 75                                  | 80                        | 145                               | 109 |
|       | 6                            | 91   | 92  | 97                          | 69   | 75                                  | 79                        | 143                               | 100 |
|       | 7                            | 91   | 92  | 96                          | 67   | 70                                  | 77                        | 141                               | 94  |
|       | 8                            | 90   | 89  | 94                          | 63   | 66                                  | 74                        | 140                               | 85  |
|       | 9                            | 92   | 92  | 97                          | 68   | 75                                  | 79                        | 134                               | 85  |
|       | 10                           | 92   | 93  | 97                          | 72   | 77                                  | 81                        | 132                               | 87  |
|       | 11                           | 92   | 95  | 99                          | 73   | 81                                  | 84                        | 133                               | 86  |
|       | 12                           | 92   | 94  | 98                          | 74   | 82                                  | 84                        | 135                               | 91  |
| 2020. | 1                            | 93   | 97  | 101                         | 78   | 87                                  | 88                        | 139                               | 95  |
|       | 2                            | 91   | 93  | 97                          | 66   | 76                                  | 81                        | 137                               | 92  |
|       | 3                            | 83   | 83  | 87                          | 38   | 62                                  | 64                        | 134                               | 72  |
|       | 4                            | 77   | 79  | 83                          | 31   | 59                                  | 58                        | 132                               | 77  |
|       | 5                            | 79   | 85  | 87                          | 36   | 67                                  | 63                        | 131                               | 82  |

|       | Spending plan | Durable goods | Clothing | Education | Eating out | Recreation, entertainment and cultural services | Travel | Medical care and health | Transportation, communication |
|-------|---------------|---------------|----------|-----------|------------|---|--------|-------------------------|-------------------------------|
| 2018. | 11            | 108           | 95       | 97        | 101        | 92  | 90     | 89                      | 114                           |
|       | 12            | 109           | 94       | 96        | 103        | 90  | 91     | 88                      | 113                           |
| 2019. | 1             | 109           | 95       | 96        | 105        | 90  | 91     | 89                      | 114                           |
|       | 2             | 109           | 95       | 96        | 104        | 89  | 91     | 89                      | 112                           |
|       | 3             | 110           | 95       | 97        | 104        | 91  | 91     | 91                      | 113                           |
|       | 4             | 110           | 95       | 98        | 102        | 92  | 91     | 93                      | 113                           |
|       | 5             | 109           | 94       | 97        | 101        | 91  | 91     | 93                      | 113                           |
|       | 6             | 108           | 94       | 96        | 101        | 90  | 92     | 92                      | 112                           |
|       | 7             | 107           | 92       | 94        | 100        | 91  | 90     | 92                      | 112                           |
|       | 8             | 105           | 92       | 93        | 100        | 90  | 90     | 87                      | 110                           |
|       | 9             | 106           | 94       | 96        | 101        | 89  | 89     | 86                      | 112                           |
|       | 10            | 108           | 95       | 99        | 101        | 91  | 90     | 90                      | 112                           |
|       | 11            | 109           | 95       | 98        | 103        | 91  | 90     | 90                      | 112                           |
|       | 12            | 109           | 95       | 98        | 103        | 92  | 91     | 91                      | 113                           |
| 2020. | 1             | 110           | 95       | 96        | 105        | 92  | 91     | 92                      | 113                           |
|       | 2             | 106           | 93       | 95        | 103        | 89  | 88     | 83                      | 112                           |
|       | 3             | 93            | 85       | 86        | 95         | 77  | 77     | 67                      | 110                           |
|       | 4             | 87            | 81       | 82        | 92         | 75  | 74     | 59                      | 107                           |
|       | 5             | 91            | 83       | 86        | 94         | 80  | 76     | 64                      | 107                           |

: 1) 6

2) 6

3) 1

:

Note: 1) Current situation compared to that six months earlier.

2) Six months ahead in comparison with the current time.

3) One year ahead in comparison with the current time.

Source: The Bank of Korea.

## 4.

: %

|           | All-industry     |   |  |  |   |                              |
|-----------|------------------|---|--|--|---|------------------------------|
|           | 3)<br>Debt ratio | Stockholders' equity<br>to total assets | 4)<br>Total borrowings and<br>bonds payable to<br>total assets | Total borrowings and<br>bonds payable to sales | Income before income<br>taxes to total assets | Operating income to<br>sales |
| 2016. 1/4 | 101.41           | 49.66                                   | 26.24  | 31.40  | 5.17  | 5.62                         |
| 2/4       | 94.96            | 51.29                                   | 25.00  | 29.88  | 4.70  | 6.28                         |
| 3/4       | 91.80            | 52.14                                   | 24.82  | 31.01  | 4.04  | 5.70                         |
| 2017. 1/4 | 90.33            | 52.54                                   | 23.27  | 27.32  | 6.67  | 6.98                         |
| 2/4       | 85.99            | 53.77                                   | 22.61  | 26.21  | 6.24  | 7.18                         |
| 3/4       | 84.88            | 54.09                                   | 22.84  | 25.55  | 6.55  | 7.65                         |
| 2018. 1/4 | 85.83            | 53.81                                   | 22.19  | 26.46  | 6.92  | 7.38                         |
| 2/4       | 82.69            | 54.74                                   | 22.13  | 25.12  | 6.73  | 7.71                         |
| 3/4       | 82.98            | 54.65                                   | 20.28  | 23.29  | 6.26  | 7.62                         |
| 2019. 1/4 | 86.68            | 53.57                                   | 22.84  | 27.26  | 4.75  | 5.25                         |
| 2/4       | 83.50            | 54.50                                   | 24.05  | 29.12  | 4.32  | 5.22                         |
| 3/4       | 83.53            | 54.40                                   | 24.24  | 29.56  | 3.99  | 4.76                         |

|           | All-industry                           |                               |                         |   |                           |                                     |
|-----------|--|-------------------------------|-------------------------|---|---------------------------|-------------------------------------|
|           | Income before income<br>taxes to sales | Interest expenses to<br>sales | Interest coverage ratio | Interest expenses to<br>total borrowings and<br>bonds payable | 가<br>Growth rate of sales | 가<br>Growth rate of total<br>assets |
| 2016. 1/4 | 6.20                                   | 1.26                          | 447.40                  | 4.00  | -1.97                     | 0.52                                |
| 2/4       | 5.61                                   | 1.16                          | 539.69                  | 3.89  | -1.87                     | 0.57                                |
| 3/4       | 4.99                                   | 1.29                          | 443.29                  | 4.15  | -4.79                     | 0.10                                |
| 2017. 1/4 | 7.80                                   | 1.10                          | 636.05                  | 4.02  | 7.86                      | 0.85                                |
| 2/4       | 7.15                                   | 0.95                          | 756.26                  | 3.62  | 7.98                      | 1.53                                |
| 3/4       | 7.30                                   | 0.93                          | 826.55                  | 3.62  | 13.80                     | 2.10                                |
| 2018. 1/4 | 8.20                                   | 0.93                          | 795.79                  | 3.51  | 3.43                      | 1.83                                |
| 2/4       | 7.68                                   | 1.01                          | 765.69                  | 4.01  | 4.81                      | 1.16                                |
| 3/4       | 7.15                                   | 0.94                          | 813.96                  | 4.02  | 3.52                      | 2.00                                |
| 2019. 1/4 | 5.80                                   | 1.10                          | 479.22                  | 4.02  | -2.41                     | 3.16                                |
| 2/4       | 5.26                                   | 1.08                          | 481.34                  | 3.72  | -1.07                     | 0.21                                |
| 3/4       | 4.87                                   | 1.11                          | 427.31                  | 3.77  | -2.79                     | 1.12                                |

: 1) 2018 2/4

10

9

2) 4

3) /

\*100

4) (

+

)/

\*100

:

4. Financial Statement Analysis <sup>1)2)</sup>

|                  |   |  |  |   |                              |          | In % |
|------------------|---|--|--|---|------------------------------|----------|------|
| Manufacturing    |   |  |  |   |                              |          |      |
| 3)<br>Debt ratio | Stockholders' equity<br>to total assets | 4)<br>Total borrowings and<br>bonds payable to<br>total assets | Total borrowings and<br>bonds payable to sales | Income before income<br>taxes to total assets | Operating income to<br>sales |          |      |
| 79.96            | 55.57                                   | 23.09  | 27.31  | 5.81  | 6.06                         | 2016.1/4 |      |
| 71.13            | 58.43                                   | 21.75  | 25.11  | 5.69  | 7.09                         | 2/4      |      |
| 68.53            | 59.34                                   | 21.36  | 26.12  | 4.53  | 5.89                         | 3/4      |      |
| 68.49            | 59.35                                   | 19.98  | 22.92  | 8.30  | 8.46                         | 2017.1/4 |      |
| 66.66            | 60.00                                   | 19.95  | 21.97  | 7.99  | 8.39                         | 2/4      |      |
| 66.18            | 60.17                                   | 19.62  | 21.43  | 8.35  | 8.76                         | 3/4      |      |
| 67.41            | 59.73                                   | 18.88  | 22.13  | 8.35  | 8.77                         | 2018.1/4 |      |
| 65.22            | 60.53                                   | 19.65  | 21.76  | 8.81  | 9.52                         | 2/4      |      |
| 67.18            | 59.82                                   | 18.31  | 20.55  | 8.08  | 9.74                         | 3/4      |      |
| 69.02            | 59.16                                   | 19.91  | 24.58  | 5.08  | 5.75                         | 2019.1/4 |      |
| 63.72            | 61.08                                   | 20.29  | 23.80  | 4.87  | 5.51                         | 2/4      |      |
| 64.89            | 60.51                                   | 20.44  | 24.48  | 4.14  | 4.49                         | 3/4      |      |

| Manufacturing                          |                               |                         |   |                           |                                     |          |  |
|--|-------------------------------|-------------------------|---|---------------------------|-------------------------------------|----------|--|
| Income before income<br>taxes to sales | Interest expenses to<br>sales | Interest coverage ratio | Interest expenses to<br>total borrowings and<br>bonds payable | 가<br>Growth rate of sales | 가<br>Growth rate of total<br>assets |          |  |
| 6.92                                   | 1.04                          | 581.99                  | 3.81  | -3.26                     | 0.88                                | 2016.1/4 |  |
| 6.55                                   | 0.88                          | 810.17                  | 3.49  | -2.03                     | 0.74                                | 2/4      |  |
| 5.47                                   | 1.12                          | 523.77                  | 4.30  | -6.10                     | 0.16                                | 3/4      |  |
| 9.48                                   | 0.93                          | 909.75                  | 4.06  | 9.28                      | 1.24                                | 2017.1/4 |  |
| 8.86                                   | 0.81                          | 1,034.29                | 3.69  | 8.45                      | 1.43                                | 2/4      |  |
| 9.05                                   | 0.70                          | 1,249.64                | 3.27  | 15.86                     | 2.73                                | 3/4      |  |
| 9.74                                   | 0.74                          | 1,181.31                | 3.35  | 3.44                      | 2.06                                | 2018.1/4 |  |
| 9.83                                   | 0.89                          | 1,066.41                | 4.11  | 4.35                      | 1.66                                | 2/4      |  |
| 9.06                                   | 0.79                          | 1,235.39                | 3.84  | 6.24                      | 2.71                                | 3/4      |  |
| 6.36                                   | 0.92                          | 625.92                  | 3.74  | -3.68                     | 2.20                                | 2019.1/4 |  |
| 5.81                                   | 0.86                          | 641.57                  | 3.61  | -1.66                     | 0.26                                | 2/4      |  |
| 4.98                                   | 0.86                          | 521.05                  | 3.52  | -3.76                     | 1.37                                | 3/4      |  |

Note: 1) The 10th revision of the Korean Standard Industrial Classification is applied to data from the second quarter of 2018.

2) The fourth quarter data are not compiled as financial statements for the period are not published by most companies.

3) Total liabilities/Stockholders' equity\*100

4) (Total borrowings and bonds payable+Corporate bond)/Total assets\*100

Source: The Bank of Korea.

## 5. Number of New Corporations by Industry

1)

| In each |         |   |               |  |                      |                                    |                             |                              |
|---------|---------|---|---------------|--|----------------------|------------------------------------|-----------------------------|------------------------------|
|         | Total   | Agriculture, forestry, fishery and mining | Manufacturing | Manufacture of food products and beverages | Textiles and leather | Wood, furniture and paper products | Printing and recorded media | Rubber and chemical products |
| 2014    | 84,697  | 2,593                                     | 19,509        | 2,286                                      | 1,470                | 1,053                              | 258                         | 2,653                        |
| 2015    | 93,768  | 3,161                                     | 20,155        | 2,389                                      | 1,531                | 1,101                              | 281                         | 3,016                        |
| 2016    | 96,155  | 2,391                                     | 19,037        | 2,818                                      | 1,525                | 821                                | 206                         | 3,073                        |
| 2017    | 98,330  | 2,559                                     | 20,629        | 3,389                                      | 1,553                | 782                                | 191                         | 2,951                        |
| 2018    | 102,042 | 1,531                                     | 18,954        | 2,789                                      | 1,379                | 795                                | 224                         | 3,239                        |
| 2019    | 108,874 | 2,581                                     | 19,547        | 3,265                                      | 1,501                | 799                                | 273                         | 2,858                        |
| 2019. 1 | 9,944   | 209                                       | 1,922         | 367  | 136                  | 80                                 | 20                          | 255                          |
| 2       | 7,629   | 179                                       | 1,390         | 269  | 92                   | 54                                 | 22                          | 215                          |
| 3       | 9,378   | 175                                       | 1,737         | 312  | 121                  | 75                                 | 27                          | 245                          |
| 4       | 9,425   | 177                                       | 1,696         | 314  | 144                  | 69                                 | 25                          | 237                          |
| 5       | 8,967   | 190                                       | 1,604         | 274  | 112                  | 64                                 | 15                          | 271                          |
| 6       | 8,558   | 220                                       | 1,502         | 203  | 129                  | 61                                 | 17                          | 236                          |
| 7       | 9,932   | 262                                       | 1,797         | 274  | 163                  | 80                                 | 31                          | 260                          |
| 8       | 8,763   | 190                                       | 1,551         | 248  | 137                  | 48                                 | 25                          | 236                          |
| 9       | 7,465   | 142                                       | 1,306         | 204  | 88                   | 60                                 | 20                          | 199                          |
| 10      | 9,416   | 260                                       | 1,642         | 279  | 111                  | 74                                 | 20                          | 240                          |
| 11      | 9,379   | 294                                       | 1,562         | 276  | 118                  | 65                                 | 19                          | 211                          |
| 12      | 10,018  | 283                                       | 1,838         | 245  | 150                  | 69                                 | 32                          | 253                          |
| 2020. 1 | 10,715  | 292                                       | 1,659         | 249  | 131                  | 63                                 | 15                          | 238                          |

|         | Machinery and metals | Electric, electronic and precision devices | Motor vehicles and transport equipment | Other manufacturing | Electricity, gas and air conditioning supply | Construction business | Service |
|---------|----------------------|--|--|---------------------|--|-----------------------|---------|
| 2014    | 4,768                | 4,399                                      | 1,831                                  | 791                 | 1,363  | 8,145                 | 53,087  |
| 2015    | 4,646                | 4,455                                      | 1,780                                  | 956                 | 967  | 9,742                 | 59,743  |
| 2016    | 3,977                | 4,085                                      | 1,586                                  | 946                 | 1,488  | 9,825                 | 63,414  |
| 2017    | 4,081                | 4,556                                      | 1,505                                  | 1,621               | 4,699  | 9,963                 | 60,480  |
| 2018    | 4,070                | 4,027                                      | 1,560                                  | 871                 | 5,382  | 10,069                | 66,106  |
| 2019    | 4,221                | 3,888                                      | 1,594                                  | 1,148               | 2,243  | 10,619                | 73,884  |
| 2019. 1 | 407                  | 418  | 158                                    | 81                  | 225  | 1,195                 | 6,393   |
| 2       | 283                  | 290  | 99                                     | 66                  | 194  | 856                   | 5,010   |
| 3       | 394                  | 311  | 145                                    | 107                 | 256  | 942                   | 6,268   |
| 4       | 335                  | 315  | 145                                    | 112                 | 203  | 919                   | 6,430   |
| 5       | 335                  | 322  | 127                                    | 84                  | 226  | 839                   | 6,108   |
| 6       | 348                  | 295  | 127                                    | 86                  | 155  | 782                   | 5,899   |
| 7       | 390                  | 377  | 132                                    | 90                  | 181  | 1,038                 | 6,654   |
| 8       | 343                  | 294  | 116                                    | 104                 | 149  | 863                   | 6,010   |
| 9       | 274                  | 249  | 122                                    | 90                  | 171  | 692                   | 5,154   |
| 10      | 347                  | 331  | 153                                    | 87                  | 176  | 850                   | 6,488   |
| 11      | 329                  | 334  | 101                                    | 109                 | 150  | 780                   | 6,593   |
| 12      | 436                  | 352  | 169                                    | 132                 | 157  | 863                   | 6,877   |
| 2020. 1 | 370                  | 313  | 140                                    | 140                 | 99   | 1,242                 | 7,423   |

: 1) 2017 7

10

Note: 1) Since July 2017, the 10th revision of the Korean Standard Industrial Classification has been applied.

2) ( , )

2) Other manufacturing (including tobacco products and industrial machinery)

:

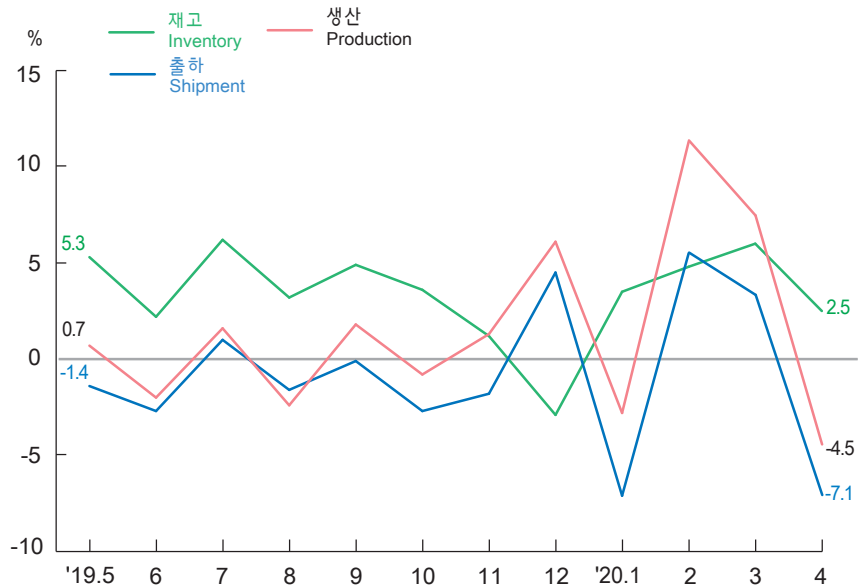
Source: Ministry of SMEs and Startups.

## VI. 광업 · 제조업

### Mining and Manufacturing

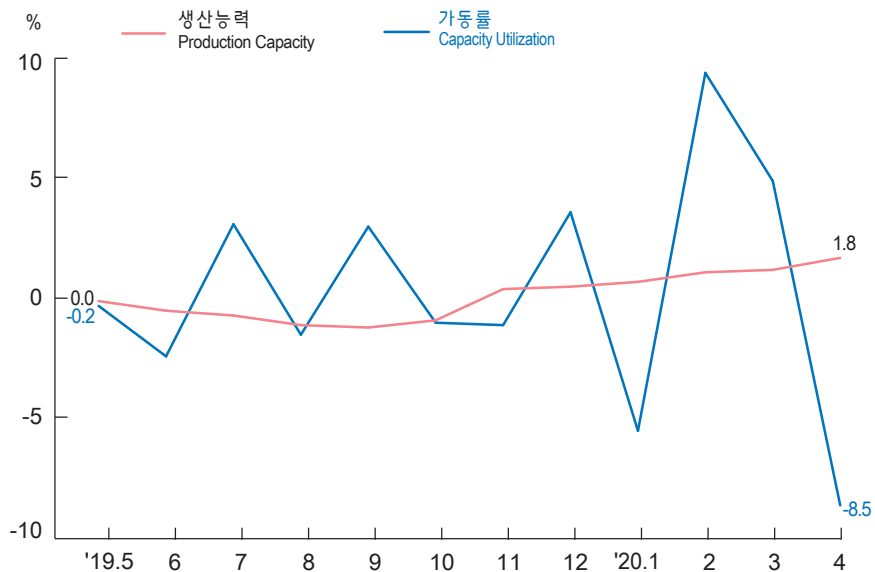
|                                      |     |
|--------------------------------------|-----|
| 1. 공업구조별 지수(원지수) .....               | 81  |
| 2-1. 광공업생산지수(원지수) .....              | 82  |
| 2-2. 광공업생산지수(계절조정지수) .....           | 86  |
| 3-1. 생산자제품 출하지수(원지수) .....           | 88  |
| 3-2. 생산자제품 출하지수(계절조정지수) .....        | 92  |
| 4-1. 생산자제품 재고지수(원지수) .....           | 94  |
| 4-2. 생산자제품 재고지수(계절조정지수) .....        | 98  |
| 5. 시도별 광공업 생산 · 출하 · 재고지수(원지수) ..... | 100 |
| 6. 재별 제조업 생산지수 .....                 | 102 |
| 7. 재별 제조업 출하지수 .....                 | 104 |
| 8. 제조업 가동률지수 .....                   | 106 |
| 9. 제조업 생산능력지수 .....                  | 108 |
| 10. 주요 품목별 생산 · 출하 · 재고량 .....       | 110 |
| 11. 수요자 및 기종별 기계수주액 .....            | 124 |
| 12. 설비용 기계류 지수(원지수) .....            | 127 |

**광업 · 제조업 생산 · 출하 · 재고지수 증감률(전년동월비)**  
 Change Rate of Mining and Manufacturing Production, Shipment & Inventory Indexes (over the same month of last year)



※ 최근 2개월은 잠정치임 (Recent two month data are preliminary.)

**제조업 생산능력 및 가동률지수 증감률(전년동월비)**  
 Index of Manufacturing Production Capacity / Manufacturing Capacity Utilization Rate(over same month of the last year)



# 1. ( )<sup>1)</sup> Index by Structure of Manufacturing Industry (Original Index)

2015=100

|       |           | Production    |                             |                | Shipment      |                             |                | Inventory <sup>3)</sup> |                             |                |
|-------|-----------|---------------|-----------------------------|----------------|---------------|-----------------------------|----------------|-------------------------|-----------------------------|----------------|
|       |           | Manufacturing | Heavy and chemical industry | Light industry | Manufacturing | Heavy and chemical industry | Light industry | Manufacturing           | Heavy and chemical industry | Light industry |
| 가     | Weight 2) | 9,500.7       | 7,869.8                     | 1,630.9        | 9,482.3       | 8,093.4                     | 1,388.9        | 10,000.0                | 8,528.1                     | 1,471.9        |
| 2012  |           | 99.4          | 99.3                        | 99.7           | 98.9          | 98.9                        | 99.1           | 92.9                    | 92.9                        | 92.8           |
| 2013  |           | 100.0         | 100.0                       | 100.2          | 99.7          | 99.7                        | 100.0          | 97.0                    | 96.1                        | 101.7          |
| 2014  |           | 100.3         | 100.2                       | 100.5          | 99.7          | 99.8                        | 99.9           | 94.6                    | 93.1                        | 102.5          |
| 2015  |           | 100.0         | 100.0                       | 100.0          | 100.0         | 100.0                       | 100.0          | 99.6                    | 99.7                        | 99.4           |
| 2016  |           | 102.3         | 102.5                       | 101.7          | 101.5         | 101.5                       | 101.3          | 96.4                    | 95.1                        | 103.4          |
| 2017  |           | 104.7         | 105.3                       | 101.7          | 102.6         | 102.9                       | 100.8          | 105.1                   | 105.6                       | 102.5          |
| 2018  |           | 106.1         | 107.7                       | 98.9           | 102.4         | 103.2                       | 98.2           | 112.2                   | 112.6                       | 109.8          |
| 2019  |           | 106.2         | 108.0                       | 97.6           | 101.8         | 102.7                       | 97.3           | 108.9                   | 108.5                       | 110.8          |
| 2017. | 5         | 105.6         | 106.5                       | 101.5          | 103.0         | 103.5                       | 100.3          | 104.1                   | 103.9                       | 105.4          |
|       | 6         | 106.4         | 107.0                       | 103.7          | 105.4         | 106.2                       | 101.5          | 100.4                   | 99.4                        | 105.8          |
|       | 7         | 104.7         | 105.4                       | 101.3          | 101.9         | 102.2                       | 100.3          | 103.2                   | 102.9                       | 105.0          |
|       | 8         | 101.1         | 101.0                       | 101.2          | 99.2          | 99.0                        | 100.3          | 103.6                   | 103.8                       | 102.9          |
|       | 9         | 110.6         | 110.4                       | 111.4          | 109.0         | 108.4                       | 112.2          | 100.3                   | 100.3                       | 100.5          |
|       | 10        | 100.4         | 101.7                       | 94.2           | 97.2          | 97.9                        | 93.7           | 104.1                   | 104.7                       | 101.3          |
|       | 11        | 109.5         | 110.4                       | 105.2          | 107.9         | 108.5                       | 104.6          | 104.0                   | 104.3                       | 102.5          |
|       | 12        | 105.6         | 107.1                       | 98.3           | 102.7         | 103.5                       | 98.2           | 105.1                   | 105.6                       | 102.5          |
| 2018. | 1         | 104.2         | 104.8                       | 101.7          | 100.2         | 100.3                       | 99.8           | 107.7                   | 108.3                       | 104.1          |
|       | 2         | 91.7          | 92.8                        | 86.5           | 89.2          | 89.7                        | 86.2           | 107.5                   | 108.1                       | 104.1          |
|       | 3         | 108.1         | 109.4                       | 101.6          | 105.2         | 106.1                       | 100.1          | 107.9                   | 107.9                       | 107.7          |
|       | 4         | 106.8         | 108.3                       | 99.9           | 101.8         | 102.3                       | 98.9           | 109.1                   | 109.1                       | 109.0          |
|       | 5         | 108.1         | 109.3                       | 102.3          | 105.3         | 106.2                       | 100.7          | 108.2                   | 107.9                       | 109.5          |
|       | 6         | 108.4         | 110.4                       | 98.8           | 104.8         | 106.0                       | 97.8           | 108.5                   | 108.5                       | 108.7          |
|       | 7         | 108.2         | 110.2                       | 98.9           | 102.3         | 103.2                       | 97.5           | 110.0                   | 110.2                       | 109.3          |
|       | 8         | 105.1         | 106.5                       | 98.7           | 101.7         | 102.4                       | 97.9           | 110.3                   | 110.6                       | 108.5          |
|       | 9         | 103.0         | 104.9                       | 94.0           | 101.0         | 102.0                       | 95.6           | 106.8                   | 106.9                       | 106.1          |
|       | 10        | 113.3         | 114.8                       | 106.4          | 109.5         | 110.3                       | 104.8          | 109.0                   | 108.7                       | 110.8          |
|       | 11        | 109.8         | 111.5                       | 101.7          | 105.8         | 106.6                       | 101.4          | 112.0                   | 112.0                       | 112.1          |
|       | 12        | 106.9         | 109.1                       | 96.3           | 102.4         | 103.3                       | 97.7           | 112.2                   | 112.6                       | 109.8          |
| 2019. | 1         | 103.8         | 103.9                       | 102.6          | 99.8          | 99.4                        | 102.2          | 111.5                   | 112.1                       | 107.9          |
|       | 2         | 88.3          | 89.7                        | 81.8           | 86.8          | 87.7                        | 82.1           | 111.8                   | 112.5                       | 108.0          |
|       | 3         | 105.2         | 106.4                       | 99.6           | 104.1         | 105.1                       | 98.3           | 109.1                   | 108.6                       | 112.2          |
|       | 4         | 106.9         | 108.1                       | 101.3          | 101.9         | 102.2                       | 100.2          | 113.0                   | 113.1                       | 112.3          |
|       | 5         | 108.6         | 110.1                       | 101.8          | 103.8         | 104.4                       | 100.5          | 113.9                   | 113.9                       | 113.9          |
|       | 6         | 106.0         | 108.1                       | 96.1           | 102.1         | 103.4                       | 95.3           | 110.9                   | 110.2                       | 114.9          |
|       | 7         | 110.3         | 112.1                       | 101.8          | 103.7         | 104.3                       | 100.7          | 116.8                   | 117.0                       | 115.9          |
|       | 8         | 102.8         | 104.6                       | 94.1           | 100.3         | 101.3                       | 95.0           | 113.8                   | 114.0                       | 112.6          |
|       | 9         | 104.6         | 107.1                       | 93.2           | 101.0         | 102.3                       | 93.4           | 112.0                   | 112.0                       | 111.8          |
|       | 10        | 112.3         | 114.4                       | 102.5          | 106.7         | 107.5                       | 102.3          | 112.9                   | 112.8                       | 113.1          |
|       | 11        | 111.2         | 114.0                       | 98.7           | 104.1         | 105.1                       | 98.5           | 113.3                   | 113.2                       | 113.8          |
|       | 12        | 114.3         | 118.0                       | 97.4           | 107.7         | 109.3                       | 98.8           | 108.9                   | 108.5                       | 110.8          |
| 2020. | 1         | 101.1         | 102.9                       | 92.8           | 92.9          | 92.9                        | 92.8           | 115.4                   | 116.2                       | 110.5          |
|       | 2         | 98.8          | 101.0                       | 88.9           | 92.1          | 93.0                        | 87.5           | 117.2                   | 117.6                       | 115.1          |
|       | 3         | 113.6         | 117.1                       | 97.5           | 107.9         | 110.1                       | 96.0           | 115.7                   | 114.9                       | 120.6          |
|       | 4         | 101.9         | 104.4                       | 90.6           | 94.5          | 95.3                        | 90.2           | 115.8                   | 114.9                       | 121.4          |

: 1) 2

2) 가 2020 가 ,  
2018

3)

:

Note: 1) Recent two month data are preliminary.

2) Weights are applied only to the indices for 2020. In other words, weights can't be applied to the indices prior to 2019.

3) Yearly data are based on the those of end of year.

Source: Statistics Korea.



2-1. ( )<sup>1)</sup>

2015=100

|         |            |                                 |                         |                   | 가                                       | Mining and quarrying                           |            |  |
|---------|------------|---------------------------------|-------------------------|-------------------|---|--|------------|--|
|         |            |                                 |                         |                   |   | 가  |            | ;  |
|         | All groups | Mining and<br>manufacturi<br>ng | Mining and<br>quarrying | Manufacturi<br>ng | Electricity, gas<br>and steam<br>supply | Coal, crude<br>petroleum<br>and natural<br>gas | Metal ores | Non-metallic<br>minerals;<br>except fuel |
| 가 2)    | 10,000.0   | 9,532.3                         | 31.6                    | 9,500.7           | 467.7                                   | 5.1  | 0.6        | 25.9                                     |
| 2013    | 100.1      | 100.0                           | 106.9                   | 100.0             | 100.0                                   | 145.9  | 124.7      | 99.1                                     |
| 2014    | 100.3      | 100.2                           | 98.5                    | 100.3             | 100.7                                   | 120.4  | 126.6      | 93.6                                     |
| 2015    | 100.0      | 100.0                           | 100.0                   | 100.0             | 100.0                                   | 100.0  | 100.0      | 100.0                                    |
| 2016    | 102.2      | 102.3                           | 103.4                   | 102.3             | 100.8                                   | 96.8   | 95.0       | 105.2                                    |
| 2017    | 104.8      | 104.7                           | 100.2                   | 104.7             | 106.3                                   | 86.5   | 84.0       | 103.8                                    |
| 2018    | 106.4      | 106.1                           | 89.5                    | 106.1             | 110.3                                   | 73.4   | 104.8      | 93.2                                     |
| 2019    | 106.3      | 106.1                           | 85.3                    | 106.2             | 108.6                                   | 62.6   | 98.1       | 90.7                                     |
| 2018. 9 | 102.3      | 102.9                           | 82.0                    | 103.0             | 92.6                                    | 61.2   | 100.8      | 87.5                                     |
| 10      | 112.5      | 113.2                           | 93.6                    | 113.3             | 101.0                                   | 51.6   | 114.6      | 106.1                                    |
| 11      | 109.7      | 109.7                           | 95.8                    | 109.8             | 108.8                                   | 64.7   | 120.7      | 104.4                                    |
| 12      | 108.2      | 106.8                           | 85.9                    | 106.9             | 129.0                                   | 60.0   | 92.5       | 93.2                                     |
| 2019. 1 | 105.2      | 103.7                           | 76.9                    | 103.8             | 136.5                                   | 74.9   | 89.0       | 77.2                                     |
| 2       | 89.6       | 88.2                            | 61.7                    | 88.3              | 118.0                                   | 62.8   | 75.6       | 61.1                                     |
| 3       | 105.7      | 105.2                           | 85.9                    | 105.2             | 115.0                                   | 69.6   | 94.7       | 89.7                                     |
| 4       | 106.8      | 106.9                           | 95.4                    | 106.9             | 104.0                                   | 77.1   | 104.1      | 99.8                                     |
| 5       | 108.2      | 108.6                           | 99.6                    | 108.6             | 98.5                                    | 72.2   | 105.5      | 106.3                                    |
| 6       | 105.6      | 106.0                           | 94.9                    | 106.0             | 95.0                                    | 69.1   | 102.6      | 101.2                                    |
| 7       | 110.1      | 110.2                           | 87.9                    | 110.3             | 105.4                                   | 67.6   | 112.1      | 92.6                                     |
| 8       | 103.0      | 102.7                           | 82.0                    | 102.8             | 107.8                                   | 66.3   | 106.3      | 85.5                                     |
| 9       | 104.1      | 104.4                           | 71.3                    | 104.6             | 94.7                                    | 48.1   | 100.5      | 76.6                                     |
| 10      | 111.6      | 112.2                           | 84.7                    | 112.3             | 96.2                                    | 35.6   | 91.6       | 96.8                                     |
| 11      | 111.1      | 111.2                           | 91.2                    | 111.2             | 106.6                                   | 50.6   | 95.2       | 101.3                                    |
| 12      | 114.8      | 114.2                           | 91.7                    | 114.3             | 125.8                                   | 57.5   | 100.1      | 100.1                                    |
| 2020. 1 | 102.3      | 101.0                           | 71.4                    | 101.1             | 127.0                                   | 63.2   | 105.8      | 72.4                                     |
| 2       | 99.7       | 98.7                            | 72.7                    | 98.8              | 118.4                                   | 60.5   | 129.8      | 74.3                                     |
| 3       | 113.5      | 113.5                           | 87.6                    | 113.6             | 113.0                                   | 65.4   | 131.7      | 92.1                                     |
| 4       | 102.0      | 101.9                           | 100.8                   | 101.9             | 101.5                                   | 61.5   | 138.4      | 110.3                                    |
|         | 77.8       | 73.9                            | -                       | 73.9              | 99.1                                    | -  | -          | -  |
|         | 88.3       | 86.5                            | -                       | 86.5              | 100.0                                   | -  | -          | -  |
|         | 85.4       | 85.3                            | -                       | 85.3              | 94.2                                    | -  | -          | -  |
|         | 97.2       | 96.4                            | -                       | 96.4              | 99.9                                    | -  | -          | -  |
|         | 87.5       | 86.6                            | -                       | 86.6              | 123.2                                   | -  | -          | -  |
|         | 97.2       | 97.2                            | -                       | 97.2              | 96.1                                    | -  | -          | -  |
|         | 89.3       | 88.7                            | 103.7                   | 88.7              | 99.9                                    | 103.7  | -          | -  |
|         | 115.7      | -                               | -                       | -                 | -                                       | -  | -          | -  |
|         | 123.5      | 124.4                           | 135.5                   | 124.4             | 102.6                                   | -  | 181.7      | 131.0                                    |
|         | 101.1      | 100.4                           | 91.0                    | 101.7             | 104.3                                   | 65.7   | 118.1      | 109.3                                    |
|         | 114.4      | 114.4                           | 127.5                   | 114.3             | 124.5                                   | -  | -          | 127.5                                    |
|         | 112.6      | 114.2                           | 38.1                    | 114.4             | 99.9                                    | -  | -          | 38.1                                     |
|         | 88.7       | 87.6                            | 114.4                   | 87.4              | 99.0                                    | -  | -          | 114.4                                    |
|         | 93.5       | 92.3                            | 65.0                    | 92.5              | 100.8                                   | 45.2   | -          | 74.2                                     |
|         | 80.6       | 79.1                            | 78.4                    | 79.2              | 101.2                                   | -  | -          | 78.4                                     |
|         | 85.7       | 84.2                            | 127.8                   | 84.1              | 103.2                                   | -  | -          | 127.8                                    |
|         | 104.4      | 108.6                           | 242.3                   | 99.5              | 99.5                                    | -  | -          | 242.3                                    |

: 1) 2

2) 가

2020

가

, 2018

:

2-1. Index of Industrial Production (Original Index)<sup>1)</sup>

2015=100

| Manufacturing |           |                  |                          |  |  |  |                                |   | Weight <sup>2)</sup> |
|---------------|-----------|------------------|--------------------------|--|--|--|--------------------------------|---|----------------------|
| Food products | Beverages | Tobacco products | Textiles; except apparel | Wearing apparel, clothing accessories and fur articles | Tanning and dressing of leather, manufacture of luggage and footwear | Wood products of wood and cork; except furniture | Pulp, paper and paper products | Printing & reproduction of recorded media |                      |
| 505.9         | 136.6     | 59.4             | 136.2                    | 98.1   | 29.0   | 34.2   | 157.3                          | 48.8                                      |                      |
| 97.2          | 96.1      | 100.2            | 108.7                    | 111.0  | 107.4  | 100.4  | 99.4                           | 102.9                                     | 2013                 |
| 98.2          | 97.2      | 107.9            | 106.6                    | 104.0  | 105.9  | 96.4   | 101.1                          | 102.7                                     | 2014                 |
| 100.0         | 100.0     | 100.0            | 100.0                    | 100.0  | 100.0  | 100.0  | 100.0                          | 100.0                                     | 2015                 |
| 102.7         | 103.7     | 113.0            | 98.5                     | 96.8   | 92.5   | 99.3   | 99.4                           | 101.3                                     | 2016                 |
| 102.9         | 105.7     | 122.7            | 95.2                     | 95.9   | 82.0   | 103.7  | 97.5                           | 102.0                                     | 2017                 |
| 104.1         | 105.4     | 111.1            | 88.7                     | 93.6   | 82.8   | 95.3   | 97.0                           | 100.4                                     | 2018                 |
| 107.1         | 103.4     | 121.1            | 83.6                     | 87.0   | 71.5   | 86.3   | 95.5                           | 94.9                                      | 2019                 |
| 100.9         | 102.1     | 101.2            | 79.1                     | 104.9  | 81.9   | 89.9   | 92.5                           | 87.5                                      | 9. 2018              |
| 110.6         | 112.3     | 118.5            | 95.1                     | 116.9  | 84.4   | 99.2   | 102.6                          | 99.4                                      | 10                   |
| 107.5         | 94.1      | 125.7            | 89.4                     | 101.5  | 79.8   | 99.1   | 101.7                          | 104.8                                     | 11                   |
| 104.3         | 90.0      | 79.6             | 84.7                     | 91.3   | 67.2   | 93.5   | 97.0                           | 108.8                                     | 12                   |
| 115.8         | 106.3     | 111.3            | 84.9                     | 100.0  | 72.2   | 90.4   | 102.5                          | 100.3                                     | 1. 2019              |
| 89.3          | 85.3      | 92.9             | 70.9                     | 70.8   | 56.3   | 78.0   | 82.8                           | 82.6                                      | 2                    |
| 105.5         | 101.8     | 127.7            | 86.4                     | 93.2   | 77.6   | 95.5   | 96.2                           | 96.8                                      | 3                    |
| 108.6         | 108.9     | 132.1            | 89.3                     | 82.8   | 77.0   | 90.0   | 94.1                           | 96.0                                      | 4                    |
| 109.8         | 118.1     | 131.3            | 89.6                     | 77.1   | 79.2   | 87.9   | 95.7                           | 91.4                                      | 5                    |
| 102.5         | 110.7     | 128.4            | 83.1                     | 73.4   | 67.5   | 80.3   | 91.7                           | 89.6                                      | 6                    |
| 110.6         | 113.1     | 147.3            | 86.9                     | 80.3   | 74.0   | 86.7   | 99.3                           | 94.3                                      | 7                    |
| 106.7         | 108.4     | 119.0            | 78.1                     | 86.0   | 68.3   | 79.5   | 96.1                           | 84.3                                      | 8                    |
| 102.8         | 100.7     | 117.4            | 78.4                     | 96.4   | 75.4   | 77.2   | 91.3                           | 86.7                                      | 9                    |
| 112.7         | 104.7     | 115.2            | 89.0                     | 105.6  | 73.8   | 90.1   | 99.2                           | 94.2                                      | 10                   |
| 109.8         | 92.3      | 125.7            | 83.5                     | 93.2   | 73.4   | 90.8   | 98.7                           | 99.9                                      | 11                   |
| 110.5         | 90.0      | 104.4            | 82.9                     | 85.5   | 63.8   | 89.4   | 98.9                           | 122.8                                     | 12                   |
| 108.1         | 95.8      | 114.4            | 75.0                     | 91.1   | 66.6   | 81.1   | 94.3                           | 90.5                                      | 1. 2020              |
| 101.1         | 88.8      | 125.7            | 76.8                     | 60.5   | 52.5   | 82.7   | 92.9                           | 88.9                                      | 2                    |
| 111.9         | 91.2      | 128.5            | 86.3                     | 64.3   | 53.1   | 90.1   | 100.2                          | 95.0                                      | 3                    |
| 109.1         | 99.9      | 111.0            | 67.2                     | 66.2   | 51.2   | 85.9   | 92.1                           | 94.5                                      | 4                    |
| 113.8         | 82.9      | -                | 81.0                     | 69.2   | 56.5   | -  | 22.7                           | 88.0                                      | Seoul                |
| 110.4         | 110.2     | -                | 65.0                     | 55.6   | 45.6   | 70.2   | 73.3                           | 73.6                                      | Busan                |
| 100.3         | 129.5     | -                | 59.3                     | 63.8   | -  | 130.4  | 105.2                          | 63.0                                      | Daegu                |
| 79.4          | -         | -                | 72.7                     | -  | 0.0  | 71.2   | 70.1                           | 93.3                                      | Incheon              |
| 105.9         | 97.3      | 143.9            | 46.8                     | -  | -  | 85.9   | 88.3                           | 109.2                                     | Gwangju              |
| 99.0          | 75.9      | 96.2             | 76.5                     | 296.9  | -  | -  | 61.2                           | 54.3                                      | Daejeon              |
| 83.9          | 55.4      | -                | 88.5                     | -  | -  | 142.6  | 96.0                           | -   | Ulsan                |
| -             | -         | -                | -                        | -  | -  | -  | -                              | -   | Sejong               |
| 113.2         | 121.5     | -                | 54.0                     | 100.6  | 104.1  | 47.1   | 92.3                           | 93.1                                      | Gyeonggi-do          |
| 119.9         | 102.1     | -                | 587.7                    | 61.1   | -  | 82.7   | 77.7                           | -   | Gangwon-do           |
| 135.1         | 96.5      | -                | 70.0                     | -  | 36.5   | 33.6   | 74.5                           | -   | Chungcheongbuk-do    |
| 117.1         | 71.5      | -                | 73.6                     | -  | -  | 218.1  | 83.7                           | -   | Chungcheongnam-do    |
| 124.3         | 111.3     | -                | 60.2                     | 0.0  | -  | 86.9   | 66.5                           | -   | Jeollabuk-do         |
| 127.3         | 43.2      | -                | 79.0                     | -  | -  | 55.3   | 99.2                           | -   | Jeollanam-do         |
| 117.9         | 66.3      | 81.6             | 66.7                     | -  | -  | 111.3  | 97.7                           | -   | Gyeongsangbuk-do     |
| 81.6          | 64.4      | 139.5            | 91.4                     | -  | -  | 88.5   | 95.4                           | -   | Gyeongsangnam-do     |
| 61.2          | 155.8     | -                | -                        | -  | -  | -  | 48.0                           | -   | Jeju-do              |

Note: 1) Recent two month data are preliminary.

2) Weights are applied only to the indices for 2020. In other words, weights can't be applied to the indices prior to 2019.

Source: Statistics Korea.

2-1.

( ) ( )<sup>1)</sup>

2015=100

|       |    | Coke, hard-coal and lignite fuel briquettes & refined petroleum products | Chemicals & chemical products; except pharmaceuticals, medicinal chemicals | Pharmaceuticals, medicinal chemicals and botanical products | Rubber and plastic products | Other non-metallic mineral products | 1<br>Basic metal products | 가<br>Fabricated metal products, except machinery and furniture | 가<br>Electronic components, computer, radio, television & communication equipment and apparatuses |
|-------|----|--|--|---|-----------------------------|-------------------------------------|---------------------------|--|---|
|       |    |  |  |   |                             |                                     |                           |  |   |
| 가     | 2) | 194.4  | 878.8  | 232.1   | 480.4                       | 258.6                               | 623.8                     | 544.8  | 2,258.8   |
| 2013  |    | 89.7   | 97.0   | 96.7  | 99.4                        | 97.4                                | 98.1                      | 100.9  | 100.4   |
| 2014  |    | 94.3   | 97.8   | 98.1  | 100.1                       | 93.8                                | 101.7                     | 104.6  | 98.7  |
| 2015  |    | 100.0  | 100.0  | 100.0   | 100.0                       | 100.0                               | 100.0                     | 100.0  | 100.0   |
| 2016  |    | 106.9  | 105.5  | 109.9   | 100.6                       | 109.0                               | 101.9                     | 102.1  | 105.1   |
| 2017  |    | 114.8  | 109.1  | 118.6   | 99.9                        | 111.3                               | 102.9                     | 96.6   | 112.6   |
| 2018  |    | 117.0  | 111.6  | 128.2   | 95.1                        | 107.3                               | 100.1                     | 88.9   | 125.9   |
| 2019  |    | 114.7  | 108.8  | 129.9   | 92.2                        | 104.0                               | 97.7                      | 88.5   | 132.0   |
| 2018. | 9  | 113.1  | 109.0  | 121.1   | 88.9                        | 104.0                               | 93.6                      | 82.0   | 134.4   |
|       | 10 | 123.4  | 109.5  | 137.4   | 103.0                       | 119.5                               | 103.1                     | 96.4   | 140.5   |
|       | 11 | 119.1  | 107.0  | 134.7   | 99.3                        | 118.1                               | 101.5                     | 97.9   | 127.7   |
|       | 12 | 122.1  | 110.3  | 132.3   | 92.7                        | 108.3                               | 98.8                      | 87.7   | 124.0   |
| 2019. | 1  | 122.0  | 116.7  | 123.6   | 97.4                        | 95.5                                | 104.0                     | 90.7   | 110.6   |
|       | 2  | 111.0  | 100.1  | 109.5   | 79.3                        | 76.7                                | 88.7                      | 73.5   | 102.9   |
|       | 3  | 112.9  | 111.7  | 128.7   | 96.6                        | 103.9                               | 101.8                     | 90.6   | 117.9   |
|       | 4  | 116.5  | 109.6  | 137.5   | 98.0                        | 111.3                               | 100.1                     | 92.2   | 119.3   |
|       | 5  | 111.0  | 109.7  | 134.2   | 97.9                        | 114.5                               | 101.6                     | 91.5   | 127.3   |
|       | 6  | 110.5  | 101.8  | 128.8   | 93.7                        | 110.6                               | 97.5                      | 87.4   | 134.6   |
|       | 7  | 117.2  | 112.9  | 129.4   | 97.3                        | 108.5                               | 101.2                     | 92.1   | 136.6   |
|       | 8  | 118.5  | 108.9  | 113.7   | 84.5                        | 103.2                               | 93.5                      | 83.1   | 139.8   |
|       | 9  | 112.4  | 107.4  | 130.2   | 85.6                        | 94.2                                | 91.9                      | 84.5   | 143.5   |
|       | 10 | 109.1  | 107.6  | 140.4   | 96.1                        | 110.8                               | 98.6                      | 94.4   | 148.5   |
|       | 11 | 113.7  | 106.3  | 140.4   | 92.2                        | 111.5                               | 96.6                      | 92.3   | 151.4   |
|       | 12 | 121.4  | 113.3  | 142.5   | 88.3                        | 107.4                               | 97.0                      | 89.4   | 151.0   |
| 2020. | 1  | 118.3  | 111.9  | 130.5   | 83.6                        | 79.6                                | 94.5                      | 81.1   | 134.1   |
|       | 2  | 108.6  | 106.7  | 134.0   | 82.6                        | 81.2                                | 94.6                      | 82.5   | 132.4   |
|       | 3  | 116.5  | 111.0  | 143.9   | 93.8                        | 102.8                               | 99.0                      | 90.4   | 152.3   |
|       | 4  | 100.7  | 103.3  | 137.1   | 81.0                        | 103.7                               | 92.5                      | 82.6   | 126.7   |
|       |    | 16.2   | 205.9  | -   | 7.1                         | 42.3                                | 75.9                      | 163.9  | 68.9  |
|       |    | 79.7   | 80.0   | 130.9   | 69.7                        | 75.3                                | 88.4                      | 89.3   | 86.6  |
|       |    | 0.0  | 58.7   | 154.6   | 77.8                        | 88.5                                | 94.8                      | 92.2   | 99.7  |
|       |    | 98.5   | 102.2  | 376.9   | 90.3                        | 108.8                               | 90.1                      | 83.9   | 92.7  |
|       |    | 28.5   | 9.0  | -   | 78.0                        | 113.5                               | 86.8                      | 83.9   | 70.9  |
|       |    | 14.8   | 122.2  | 131.4   | 62.7                        | 117.5                               | 68.8                      | 83.4   | 74.3  |
|       |    | 104.3  | 105.4  | -   | 83.6                        | 88.9                                | 97.0                      | 93.4   | 157.9   |
|       |    | -  | -  | -   | -                           | -                                   | -                         | -  | -   |
|       |    | 86.3   | 109.9  | 112.2   | 82.4                        | 112.3                               | 106.8                     | 80.0   | 141.7   |
|       |    | 52.6   | 132.7  | 149.2   | 117.5                       | 101.5                               | 100.5                     | 55.9   | -   |
|       |    | 42.0   | 207.7  | 175.1   | 96.8                        | 90.6                                | 79.2                      | 105.6  | 88.9  |
|       |    | 115.9  | 102.8  | 97.1  | 96.3                        | 127.7                               | 88.5                      | 92.2   | 113.5   |
|       |    | 0.0  | 76.6   | 114.1   | 89.0                        | 106.6                               | 96.8                      | 121.1  | 81.4  |
|       |    | 89.7   | 101.3  | 146.6   | 82.7                        | 110.8                               | 77.0                      | 87.6   | 0.0   |
|       |    | 34.2   | 122.1  | -   | 75.1                        | 81.8                                | 92.5                      | 106.2  | 54.1  |
|       |    | 94.3   | 82.6   | -   | 81.6                        | 83.0                                | 95.4                      | 58.0   | 114.3   |
|       |    | -  | 77.5   | 255.4   | 64.1                        | 45.3                                | -                         | -  | 684.6   |

[illegible]

# 2-2. ( )<sup>1)</sup>

2015=100

|                 |  |  |   |                             | 가                                   | Mining and quarrying                  |   |   |
|-----------------|--|--|---|-----------------------------|-------------------------------------|---------------------------------------|---|---|
|                 |  |  |   |                             |                                     | 가                                     | 가   | 가   |
|                 | All groups   | Mining and manufacturing   | Mining and quarrying  | Manufacturing               | Electricity, gas and steam supply   | Coal, crude petroleum and natural gas | Metal ores  | Non-metallic minerals; except fuel  |
| 가 <sup>2)</sup> | 10,000.0   | 9,532.3  | 31.6  | 9,500.7                     | 467.7                               | -                                     | -   | -   |
| 2018. 12        | 104.5  | 104.2  | 85.5  | 104.3                       | 109.4                               | -                                     | -   | -   |
| 2019. 1         | 105.0  | 104.7  | 90.8  | 104.8                       | 109.6                               | -                                     | -   | -   |
| 2               | 102.4  | 102.0  | 87.6  | 102.0                       | 109.0                               | -                                     | -   | -   |
| 3               | 103.9  | 103.6  | 87.7  | 103.7                       | 108.7                               | -                                     | -   | -   |
| 4               | 105.7  | 105.4  | 86.5  | 105.5                       | 111.1                               | -                                     | -   | -   |
| 5               | 104.9  | 104.7  | 83.8  | 104.7                       | 109.5                               | -                                     | -   | -   |
| 6               | 105.2  | 105.0  | 84.2  | 105.1                       | 108.6                               | -                                     | -   | -   |
| 7               | 107.6  | 107.5  | 84.2  | 107.6                       | 109.1                               | -                                     | -   | -   |
| 8               | 106.2  | 105.9  | 84.1  | 106.0                       | 110.9                               | -                                     | -   | -   |
| 9               | 108.0  | 107.8  | 78.2  | 107.9                       | 110.4                               | -                                     | -   | -   |
| 10              | 106.9  | 106.9  | 80.7  | 107.0                       | 104.4                               | -                                     | -   | -   |
| 11              | 107.4  | 107.4  | 85.0  | 107.4                       | 106.0                               | -                                     | -   | -   |
| 12              | 111.3  | 111.4  | 91.1  | 111.5                       | 106.6                               | -                                     | -   | -   |
| 2020. 1         | 109.6  | 109.7  | 92.8  | 109.8                       | 104.7                               | -                                     | -   | -   |
| 2               | 105.5  | 105.4  | 91.0  | 105.4                       | 105.8                               | -                                     | -   | -   |
| 3               | 110.5  | 110.6  | 87.0  | 110.7                       | 106.2                               | -                                     | -   | -   |
| 4               | 103.9  | 103.5  | 96.5  | 103.6                       | 110.0                               | -                                     | -   | -   |
|                 |  |  |   |                             |                                     |                                       |   |   |
|                 |  |  |   |                             |                                     | 1                                     | 가 ;   | 가 ,   |
|                 | Coke, hard-coal and lignite fuel briquettes & refined petroleum products | Chemicals & chemical products; except pharmaceuticals, medicinal chemicals | Pharmaceuticals, medicinal chemicals and botanical products | Rubber and plastic products | Other non-metallic mineral products | Basic metal products                  | Fabricated metal products; except machinery and furniture | Electronic components, computer, radio, television & communications equipment and apparatuses |
| 가 <sup>2)</sup> | 194.4  | 878.8  | 232.1   | 480.4                       | 258.6                               | 623.8                                 | 544.8   | 2,258.8   |
| 2018. 12        | 116.1  | 108.5  | 125.3   | 94.8                        | 106.1                               | 97.9                                  | 87.0  | 122.2   |
| 2019. 1         | 115.9  | 110.3  | 124.3   | 96.4                        | 114.2                               | 100.5                                 | 90.2  | 119.1   |
| 2               | 115.3  | 108.4  | 125.9   | 92.0                        | 103.6                               | 98.5                                  | 86.5  | 119.5   |
| 3               | 114.0  | 107.9  | 131.0   | 93.8                        | 102.9                               | 99.8                                  | 89.3  | 121.0   |
| 4               | 122.5  | 108.1  | 132.2   | 94.3                        | 104.7                               | 98.6                                  | 89.3  | 126.1   |
| 5               | 110.5  | 106.4  | 132.1   | 93.2                        | 102.2                               | 97.6                                  | 86.9  | 127.6   |
| 6               | 115.3  | 104.5  | 128.0   | 92.5                        | 102.5                               | 97.6                                  | 86.4  | 133.3   |
| 7               | 116.1  | 110.6  | 123.7   | 93.9                        | 107.0                               | 98.5                                  | 89.6  | 133.9   |
| 8               | 118.8  | 109.4  | 122.0   | 87.6                        | 104.9                               | 95.5                                  | 87.8  | 136.3   |
| 9               | 116.9  | 110.4  | 132.1   | 90.9                        | 99.1                                | 97.4                                  | 89.8  | 136.4   |
| 10              | 108.0  | 109.3  | 135.5   | 89.8                        | 101.6                               | 95.8                                  | 89.3  | 136.7   |
| 11              | 112.7  | 107.8  | 135.3   | 89.4                        | 101.8                               | 96.1                                  | 86.3  | 145.7   |
| 12              | 115.5  | 111.5  | 134.8   | 90.4                        | 105.0                               | 96.2                                  | 88.8  | 148.1   |
| 2020. 1         | 112.1  | 110.5  | 141.2   | 91.5                        | 101.5                               | 97.1                                  | 89.2  | 147.4   |
| 2               | 112.8  | 109.5  | 140.0   | 84.9                        | 102.0                               | 98.1                                  | 85.8  | 151.5   |
| 3               | 117.6  | 106.1  | 143.2   | 89.4                        | 100.6                               | 96.4                                  | 87.1  | 156.9   |
| 4               | 106.6  | 104.2  | 138.2   | 81.1                        | 100.3                               | 92.4                                  | 83.8  | 133.4   |

: 1)

2

2) 가

2020

가

, 2018

:

2-2. Index of Industrial Production(Seasonally Adjusted Index) <sup>1)</sup>

2015=100

| Manufacturing |           |                  |                          |  |  |   |                                |   |                      |
|---------------|-----------|------------------|--------------------------|--|--|---|--------------------------------|---|----------------------|
| Food products | Beverages | Tobacco products | Textiles, except apparel | Wearing apparel, clothing accessories and fur articles | Tanning and dressing of leather, manufacture of luggage and footwear | Wood products of wood and cork ; except furniture | Pulp, paper and paper products | Printing & reproduction of recorded media |                      |
| 505.9         | 136.6     | 59.4             | 136.2                    | 98.1   | 29.0   | 34.2  | 157.3                          | 48.8                                      | Weight <sup>2)</sup> |
| 104.6         | 103.4     | 89.0             | 84.9                     | 93.1   | 72.4   | 91.7  | 96.2                           | 94.0                                      | 12. 2018             |
| 108.2         | 109.5     | 109.8            | 86.8                     | 92.0   | 71.2   | 93.3  | 97.7                           | 96.4                                      | 1. 2019              |
| 103.3         | 104.5     | 113.6            | 83.4                     | 83.3   | 63.3   | 90.0  | 94.0                           | 90.4                                      | 2                    |
| 105.0         | 105.7     | 125.5            | 82.9                     | 88.9   | 75.7   | 93.9  | 94.5                           | 94.0                                      | 3                    |
| 107.3         | 106.9     | 127.9            | 84.0                     | 85.2   | 70.4   | 87.6  | 93.3                           | 95.0                                      | 4                    |
| 105.8         | 106.0     | 124.9            | 82.5                     | 89.2   | 76.9   | 84.0  | 93.5                           | 92.8                                      | 5                    |
| 104.9         | 102.2     | 125.1            | 82.5                     | 91.2   | 70.6   | 79.2  | 94.0                           | 92.7                                      | 6                    |
| 110.1         | 100.6     | 130.1            | 85.2                     | 90.0   | 71.3   | 83.8  | 98.0                           | 96.5                                      | 7                    |
| 104.1         | 97.5      | 122.9            | 82.5                     | 87.3   | 69.6   | 81.7  | 96.3                           | 89.1                                      | 8                    |
| 106.5         | 101.9     | 121.6            | 84.4                     | 86.3   | 76.0   | 82.2  | 94.9                           | 95.1                                      | 9                    |
| 107.3         | 101.0     | 113.4            | 83.4                     | 82.4   | 71.2   | 85.8  | 93.8                           | 95.6                                      | 10                   |
| 108.2         | 100.1     | 117.0            | 80.9                     | 85.1   | 71.0   | 85.7  | 95.5                           | 92.7                                      | 11                   |
| 110.7         | 102.6     | 117.4            | 83.0                     | 87.2   | 68.8   | 87.6  | 98.2                           | 106.1                                     | 12                   |
| 108.6         | 107.3     | 131.2            | 84.4                     | 88.2   | 71.1   | 91.7  | 97.5                           | 92.8                                      | 1. 2020              |
| 106.6         | 97.3      | 127.8            | 80.6                     | 66.7   | 54.0   | 85.8  | 95.7                           | 89.8                                      | 2                    |
| 109.1         | 92.2      | 121.7            | 81.4                     | 60.3   | 50.9   | 86.8  | 96.9                           | 91.0                                      | 3                    |
| 112.2         | 103.3     | 114.6            | 65.7                     | 70.5   | 48.3   | 86.9  | 94.4                           | 96.2                                      | 4                    |

| Manufacturing  |                      |                               |   |                           |           |                     |                      |
|--|----------------------|-------------------------------|---|---------------------------|-----------|---------------------|----------------------|
| Medical, precision & optical instruments, watches and clocks | Electrical equipment | Other machinery and equipment | Motor vehicles, trailers and semitrailers | Other transport equipment | Furniture | Other manufacturing |                      |
| 194.6  | 461.5                | 835.5                         | 966.2                                     | 263.4                     | 58.2      | 44.1                | Weight <sup>2)</sup> |
| 123.6  | 108.0                | 107.4                         | 93.5                                      | 69.7                      | 102.2     | 110.9               | 12. 2018             |
| 125.0  | 107.1                | 103.3                         | 95.9                                      | 68.5                      | 99.2      | 104.4               | 1. 2019              |
| 120.3  | 103.2                | 101.5                         | 91.5                                      | 64.7                      | 95.2      | 99.2                | 2                    |
| 122.9  | 105.1                | 103.6                         | 92.7                                      | 68.6                      | 96.1      | 101.3               | 3                    |
| 123.1  | 108.2                | 104.2                         | 94.0                                      | 70.4                      | 96.1      | 108.5               | 4                    |
| 122.0  | 106.4                | 102.0                         | 94.8                                      | 70.7                      | 99.6      | 101.6               | 5                    |
| 114.5  | 106.4                | 100.8                         | 92.0                                      | 71.0                      | 98.9      | 106.5               | 6                    |
| 121.0  | 109.0                | 102.3                         | 96.4                                      | 73.5                      | 101.7     | 109.4               | 7                    |
| 113.9  | 106.4                | 102.5                         | 92.9                                      | 74.0                      | 101.3     | 111.7               | 8                    |
| 117.8  | 108.2                | 108.9                         | 96.3                                      | 74.5                      | 101.4     | 109.3               | 9                    |
| 122.2  | 109.8                | 105.7                         | 92.3                                      | 75.3                      | 102.0     | 107.6               | 10                   |
| 119.3  | 104.8                | 104.0                         | 86.9                                      | 72.9                      | 101.2     | 100.9               | 11                   |
| 122.3  | 117.0                | 121.3                         | 89.1                                      | 75.7                      | 104.1     | 115.4               | 12                   |
| 125.5  | 108.9                | 110.0                         | 89.4                                      | 71.4                      | 111.5     | 93.5                | 1. 2020              |
| 127.0  | 99.8                 | 104.3                         | 64.1                                      | 73.2                      | 106.2     | 107.9               | 2                    |
| 128.7  | 107.1                | 110.5                         | 93.6                                      | 70.3                      | 105.7     | 99.9                | 3                    |
| 124.8  | 104.9                | 114.7                         | 81.1                                      | 69.7                      | 112.4     | 96.3                | 4                    |

Note: 1) Recent two month data are preliminary.

2) Weights are applied only to the indices for 2020. In other words, weights can't be applied to the indices prior to 2019.

Source: Statistics Korea.

# 3-1. ( )<sup>1)</sup>

2015=100

|         |            |                          |                      |               | 가                                 | Mining and quarrying                  |            |                                    |
|---------|------------|--------------------------|----------------------|---------------|-----------------------------------|---------------------------------------|------------|------------------------------------|
|         |            |                          |                      |               |                                   | 가                                     | 가          | 가                                  |
|         | All groups | Mining and manufacturing | Mining and quarrying | Manufacturing | Electricity, gas and steam supply | Coal, crude petroleum and natural gas | Metal ores | Non-metallic minerals; except fuel |
| 가 2)    | 10,000.0   | 9,502.2                  | 19.9                 | 9,482.3       | 497.8                             | 2.2                                   | 0.4        | 17.3                               |
| 2013    | 99.9       | 99.7                     | 101.3                | 99.7          | 102.1                             | 147.8                                 | 122.7      | 95.7                               |
| 2014    | 99.9       | 99.8                     | 96.5                 | 99.7          | 101.0                             | 125.6                                 | 113.3      | 92.9                               |
| 2015    | 100.0      | 100.0                    | 100.0                | 100.0         | 100.0                             | 100.0                                 | 100.0      | 100.0                              |
| 2016    | 101.5      | 101.5                    | 102.1                | 101.5         | 101.7                             | 84.3                                  | 94.5       | 104.4                              |
| 2017    | 102.8      | 102.5                    | 93.0                 | 102.6         | 108.9                             | 92.0                                  | 82.1       | 93.4                               |
| 2018    | 102.9      | 102.4                    | 78.3                 | 102.4         | 114.3                             | 79.8                                  | 97.9       | 77.6                               |
| 2019    | 102.2      | 101.8                    | 74.4                 | 101.8         | 111.2                             | 64.1                                  | 92.7       | 75.2                               |
| 2018. 9 | 100.5      | 101.0                    | 73.3                 | 101.0         | 89.8                              | 73.6                                  | 93.9       | 72.8                               |
| 10      | 109.1      | 109.4                    | 90.6                 | 109.5         | 101.1                             | 83.4                                  | 104.9      | 91.1                               |
| 11      | 106.2      | 105.8                    | 93.6                 | 105.8         | 114.1                             | 120.5                                 | 119.8      | 89.4                               |
| 12      | 104.2      | 102.4                    | 74.9                 | 102.4         | 143.3                             | 61.2                                  | 95.8       | 76.2                               |
| 2019. 1 | 102.2      | 99.7                     | 67.7                 | 99.8          | 154.2                             | 82.5                                  | 74.5       | 65.6                               |
| 2       | 88.8       | 86.7                     | 53.5                 | 86.8          | 132.8                             | 67.6                                  | 73.0       | 51.3                               |
| 3       | 104.8      | 104.0                    | 73.8                 | 104.1         | 121.0                             | 66.8                                  | 102.8      | 74.1                               |
| 4       | 102.2      | 101.8                    | 78.9                 | 101.9         | 109.2                             | 53.4                                  | 71.4       | 82.0                               |
| 5       | 103.4      | 103.7                    | 82.5                 | 103.8         | 97.2                              | 74.7                                  | 86.5       | 83.3                               |
| 6       | 101.6      | 102.1                    | 78.5                 | 102.1         | 91.8                              | 63.7                                  | 110.3      | 79.7                               |
| 7       | 103.5      | 103.6                    | 72.8                 | 103.7         | 99.9                              | 56.6                                  | 110.5      | 74.0                               |
| 8       | 100.3      | 100.2                    | 69.6                 | 100.3         | 100.8                             | 57.5                                  | 98.5       | 70.4                               |
| 9       | 100.4      | 100.9                    | 61.5                 | 101.0         | 89.4                              | 43.2                                  | 96.7       | 63.0                               |
| 10      | 106.1      | 106.7                    | 81.5                 | 106.7         | 94.3                              | 56.1                                  | 94.6       | 84.3                               |
| 11      | 104.3      | 104.0                    | 87.4                 | 104.1         | 109.5                             | 75.1                                  | 85.6       | 88.8                               |
| 12      | 108.9      | 107.7                    | 84.9                 | 107.7         | 134.5                             | 72.3                                  | 108.4      | 85.9                               |
| 2020. 1 | 94.9       | 92.8                     | 59.6                 | 92.9          | 138.5                             | 58.9                                  | 94.9       | 58.8                               |
| 2       | 93.7       | 92.0                     | 60.6                 | 92.1          | 128.9                             | 54.3                                  | 85.1       | 60.8                               |
| 3       | 108.3      | 107.9                    | 75.3                 | 107.9         | 118.3                             | 42.8                                  | 141.7      | 78.5                               |
| 4       | 94.9       | 94.5                     | 84.5                 | 94.5          | 102.5                             | 49.2                                  | 123.9      | 88.6                               |
|         | 82.8       | 78.7                     | -                    | 78.7          | 100.1                             | -                                     | -          | -                                  |
|         | 85.7       | 84.4                     | -                    | 84.4          | 100.9                             | -                                     | -          | -                                  |
|         | 81.5       | 81.5                     | -                    | 81.5          | 84.9                              | -                                     | -          | -                                  |
|         | 92.1       | 90.7                     | -                    | 90.7          | 99.7                              | -                                     | -          | -                                  |
|         | 85.0       | 83.3                     | -                    | 83.3          | 123.4                             | -                                     | -          | -                                  |
|         | 94.1       | 93.7                     | -                    | 93.7          | 100.3                             | -                                     | -          | -                                  |
|         | 90.2       | 90.1                     | 103.7                | 90.1          | 94.8                              | 103.7                                 | -          | -                                  |
|         | 117.0      | -                        | -                    | -             | -                                 | -                                     | -          | -                                  |
|         | 122.7      | 123.4                    | 148.3                | 123.3         | 103.0                             | -                                     | 217.1      | 145.9                              |
|         | 97.6       | 95.8                     | 90.6                 | 96.2          | 108.7                             | 30.8                                  | 92.4       | 112.1                              |
|         | 113.6      | 113.6                    | 101.3                | 113.7         | 119.9                             | -                                     | -          | 101.3                              |
|         | 105.4      | 105.9                    | 38.1                 | 106.0         | 96.7                              | -                                     | -          | 38.1                               |
|         | 81.9       | 80.3                     | 113.3                | 80.1          | 101.9                             | -                                     | -          | 113.3                              |
|         | 91.9       | 91.2                     | 26.8                 | 91.4          | 104.7                             | 50.1                                  | -          | 21.9                               |
|         | 77.9       | 76.7                     | 85.6                 | 76.7          | 106.2                             | -                                     | -          | 85.6                               |
|         | 85.1       | 84.0                     | 128.6                | 83.9          | 104.3                             | -                                     | -          | 128.6                              |
|         | 96.6       | 96.9                     | 272.4                | 89.0          | 96.0                              | -                                     | -          | 272.4                              |

: 1) 2

2) 가 2020 가 , 2018

:

3-1. Producers' Shipment Index(Original Index) <sup>1)</sup>

2015=100

| Manufacturing |           |                  |                          |  |  |  |                                |   | Weight <sup>2)</sup> |
|---------------|-----------|------------------|--------------------------|--|--|--|--------------------------------|---|----------------------|
| Food products | Beverages | Tobacco products | Textiles; except apparel | Wearing apparel, clothing accessories and fur articles | Tanning and dressing of leather, manufacture of luggage and footwear | Wood products of wood and cork; except furniture | Pulp, paper and paper products | Printing & reproduction of recorded media |                      |
| 487.0         | 73.7      | 21.8             | 118.1                    | 94.1   | 30.7   | 36.3   | 144.3                          | 30.1                                      |                      |
| 97.8          | 95.9      | 96.9             | 107.8                    | 108.1  | 105.8  | 97.5   | 100.6                          | 102.9                                     | 2013                 |
| 98.3          | 97.1      | 106.4            | 106.3                    | 101.8  | 100.8  | 95.0   | 101.2                          | 102.4                                     | 2014                 |
| 100.0         | 100.0     | 100.0            | 100.0                    | 100.0  | 100.0  | 100.0  | 100.0                          | 100.0                                     | 2015                 |
| 102.4         | 103.6     | 109.5            | 98.5                     | 100.0  | 90.7   | 98.0   | 99.0                           | 101.3                                     | 2016                 |
| 102.5         | 106.1     | 118.5            | 94.9                     | 99.8   | 81.3   | 99.7   | 97.1                           | 103.3                                     | 2017                 |
| 103.7         | 105.5     | 106.1            | 89.1                     | 97.4   | 79.5   | 92.5   | 96.4                           | 100.7                                     | 2018                 |
| 106.7         | 105.0     | 113.8            | 84.6                     | 93.0   | 69.5   | 81.4   | 96.5                           | 95.1                                      | 2019                 |
| 104.7         | 105.3     | 106.4            | 80.4                     | 107.4  | 74.2   | 86.7   | 90.6                           | 88.0                                      | 9. 2018              |
| 108.1         | 108.5     | 101.2            | 95.6                     | 119.8  | 82.4   | 98.0   | 103.4                          | 99.6                                      | 10                   |
| 106.5         | 96.5      | 109.6            | 91.8                     | 105.6  | 76.0   | 96.0   | 103.4                          | 105.5                                     | 11                   |
| 105.3         | 90.8      | 101.4            | 85.4                     | 99.2   | 70.5   | 87.8   | 96.9                           | 109.8                                     | 12                   |
| 117.2         | 108.5     | 105.3            | 83.6                     | 101.9  | 71.4   | 82.7   | 103.0                          | 101.0                                     | 1. 2019              |
| 88.7          | 83.4      | 94.3             | 71.7                     | 81.3   | 55.9   | 70.3   | 82.8                           | 82.7                                      | 2                    |
| 102.8         | 100.4     | 112.3            | 90.3                     | 102.6  | 74.7   | 90.2   | 94.9                           | 97.0                                      | 3                    |
| 106.3         | 109.3     | 128.2            | 90.5                     | 92.4   | 73.4   | 83.2   | 95.3                           | 96.4                                      | 4                    |
| 107.4         | 119.0     | 126.2            | 89.8                     | 86.5   | 76.5   | 81.6   | 96.8                           | 91.3                                      | 5                    |
| 103.5         | 109.8     | 110.6            | 82.5                     | 79.6   | 71.7   | 74.7   | 91.4                           | 89.3                                      | 6                    |
| 111.0         | 113.4     | 124.4            | 86.7                     | 83.6   | 72.3   | 81.8   | 100.2                          | 94.2                                      | 7                    |
| 110.0         | 115.2     | 117.3            | 79.3                     | 79.5   | 66.0   | 78.7   | 96.0                           | 84.5                                      | 8                    |
| 104.1         | 102.8     | 110.5            | 80.8                     | 99.3   | 66.3   | 77.3   | 93.3                           | 86.6                                      | 9                    |
| 110.3         | 106.4     | 108.3            | 90.6                     | 108.8  | 75.3   | 86.8   | 102.1                          | 94.3                                      | 10                   |
| 107.5         | 93.9      | 117.2            | 85.3                     | 104.9  | 67.2   | 85.9   | 101.4                          | 100.1                                     | 11                   |
| 111.0         | 97.3      | 111.5            | 83.6                     | 95.9   | 62.7   | 83.4   | 100.4                          | 123.5                                     | 12                   |
| 108.3         | 99.9      | 107.0            | 74.2                     | 92.8   | 80.7   | 76.4   | 95.2                           | 90.6                                      | 1. 2020              |
| 98.7          | 86.1      | 102.0            | 77.3                     | 75.2   | 55.7   | 78.9   | 94.6                           | 88.6                                      | 2                    |
| 106.7         | 90.8      | 120.9            | 85.7                     | 70.4   | 46.5   | 87.6   | 99.7                           | 94.9                                      | 3                    |
| 105.6         | 103.2     | 121.5            | 68.7                     | 78.6   | 49.6   | 83.3   | 91.2                           | 94.4                                      | 4                    |
| 111.2         | 82.9      | -                | 89.9                     | 82.3   | 49.3   | -  | 20.7                           | 88.0                                      | Seoul                |
| 100.7         | 112.3     | -                | 63.3                     | 55.2   | 49.7   | 76.7   | 73.6                           | 73.6                                      | Busan                |
| 101.4         | 128.1     | -                | 56.9                     | 64.6   | -  | 125.0  | 104.9                          | 63.2                                      | Daegu                |
| 90.1          | -         | -                | 74.3                     | -  | 0.0  | 71.8   | 65.9                           | 93.3                                      | Incheon              |
| 108.5         | 150.9     | 152.5            | 43.8                     | -  | -  | 88.8   | 88.3                           | 102.8                                     | Gwangju              |
| 98.9          | 78.5      | 92.0             | 39.7                     | 296.9  | -  | -  | 73.5                           | 54.3                                      | Daejeon              |
| 83.9          | 72.1      | -                | 74.7                     | -  | -  | 127.6  | 86.4                           | -   | Ulsan                |
| -             | -         | -                | -                        | -  | -  | -  | -                              | -   | Sejong               |
| 110.1         | 125.0     | -                | 53.5                     | 110.2  | 93.5   | 45.0   | 91.9                           | 93.4                                      | Gyeonggi-do          |
| 123.9         | 90.5      | -                | 622.2                    | 61.1   | -  | 106.0  | 76.0                           | -   | Gangwon-do           |
| 134.5         | 100.2     | -                | 79.2                     | -  | 39.2   | 30.5   | 88.5                           | -   | Chungcheongbuk-do    |
| 111.0         | 75.1      | -                | 93.6                     | -  | -  | 67.5   | 78.0                           | -   | Chungcheongnam-do    |
| 120.7         | 117.5     | -                | 55.1                     | 0.0  | -  | 87.0   | 73.8                           | -   | Jeollabuk-do         |
| 125.5         | 51.1      | -                | 65.0                     | -  | -  | 67.0   | 98.0                           | -   | Jeollanam-do         |
| 113.0         | 66.8      | 107.4            | 61.4                     | -  | -  | 114.5  | 93.9                           | -   | Gyeongsangbuk-do     |
| 85.6          | 100.7     | 142.3            | 82.2                     | -  | -  | 90.1   | 92.0                           | -   | Gyeongsangnam-do     |
| 77.8          | 123.4     | -                | -                        | -  | -  | -  | 45.4                           | -   | Jeju-do              |

Note: 1) Recent two month data are preliminary.

2) Weights are applied only to the indices for 2020. In other words, weights can't be applied to the indices prior to 2019.

Source: Statistics Korea.



3-1.

( ) ( )<sup>1)</sup>

2015=100

|       |    | Coke, hard-coal and lignite fuel briquettes & refined petroleum products | Chemicals & chemical products; except pharmaceuticals, medicinal chemicals | Pharmaceuticals, medicinal chemicals and botanical products | Rubber and plastic products | Other non-metallic mineral products | 1<br>Basic metal products | 가<br>가<br>가 | 가<br>가<br>가 |
|-------|----|--|--|---|-----------------------------|-------------------------------------|---------------------------|-------------|-------------|
|       |    |  |  |   |                             |                                     |                           |             |             |
| 가     | 2) | 731.1  | 1,061.4  | 123.4   | 415.1                       | 217.1                               | 863.5                     | 465.6       | 1,664.8     |
| 2013  |    | 92.0   | 96.9   | 94.2  | 99.5                        | 96.1                                | 101.9                     | 100.3       | 100.3       |
| 2014  |    | 94.3   | 97.2   | 96.5  | 100.1                       | 92.3                                | 101.2                     | 104.3       | 99.8        |
| 2015  |    | 100.0  | 100.0  | 100.0   | 100.0                       | 100.0                               | 100.0                     | 100.0       | 100.0       |
| 2016  |    | 104.7  | 105.1  | 107.2   | 100.7                       | 106.1                               | 102.9                     | 101.9       | 102.0       |
| 2017  |    | 110.1  | 109.5  | 116.3   | 99.3                        | 108.1                               | 103.0                     | 95.9        | 105.0       |
| 2018  |    | 112.0  | 110.8  | 125.8   | 94.4                        | 101.4                               | 100.8                     | 87.3        | 111.5       |
| 2019  |    | 110.2  | 111.3  | 125.5   | 92.2                        | 95.9                                | 98.6                      | 86.8        | 112.0       |
| 2018. | 9  | 111.1  | 107.7  | 125.7   | 89.1                        | 96.0                                | 96.9                      | 81.4        | 126.5       |
|       | 10 | 115.1  | 111.4  | 137.3   | 102.2                       | 115.0                               | 103.7                     | 94.8        | 128.3       |
|       | 11 | 115.0  | 107.6  | 136.1   | 99.5                        | 115.2                               | 101.4                     | 96.8        | 111.1       |
|       | 12 | 117.6  | 109.0  | 139.7   | 92.4                        | 98.6                                | 96.2                      | 88.3        | 99.8        |
| 2019. | 1  | 122.3  | 114.7  | 127.9   | 95.3                        | 84.7                                | 102.8                     | 87.9        | 88.7        |
|       | 2  | 104.3  | 100.7  | 107.0   | 79.3                        | 69.3                                | 92.2                      | 72.1        | 88.6        |
|       | 3  | 110.1  | 114.6  | 122.0   | 95.3                        | 96.8                                | 102.4                     | 87.6        | 113.2       |
|       | 4  | 112.2  | 112.3  | 121.0   | 97.8                        | 104.8                               | 99.6                      | 89.7        | 96.7        |
|       | 5  | 103.6  | 111.9  | 121.4   | 98.2                        | 107.2                               | 103.1                     | 89.2        | 108.6       |
|       | 6  | 105.2  | 104.2  | 119.8   | 93.2                        | 102.6                               | 98.7                      | 84.9        | 118.0       |
|       | 7  | 111.5  | 116.1  | 123.0   | 97.5                        | 96.9                                | 101.7                     | 90.3        | 108.5       |
|       | 8  | 114.4  | 114.4  | 115.4   | 85.4                        | 93.1                                | 95.2                      | 81.6        | 126.1       |
|       | 9  | 105.0  | 109.5  | 135.3   | 85.7                        | 82.9                                | 91.7                      | 84.1        | 133.3       |
|       | 10 | 106.7  | 112.2  | 135.0   | 96.9                        | 104.8                               | 99.0                      | 92.6        | 126.5       |
|       | 11 | 110.0  | 109.3  | 136.5   | 92.5                        | 106.3                               | 98.0                      | 92.0        | 118.5       |
|       | 12 | 117.1  | 115.3  | 141.5   | 88.8                        | 101.1                               | 98.5                      | 89.5        | 117.5       |
| 2020. | 1  | 108.4  | 110.4  | 128.6   | 82.2                        | 69.2                                | 91.2                      | 78.1        | 97.7        |
|       | 2  | 107.4  | 107.3  | 128.5   | 80.6                        | 74.1                                | 94.4                      | 77.9        | 102.1       |
|       | 3  | 113.9  | 115.3  | 135.7   | 95.4                        | 96.1                                | 100.1                     | 88.0        | 130.4       |
|       | 4  | 103.4  | 102.7  | 127.5   | 81.1                        | 92.3                                | 89.8                      | 80.5        | 103.3       |
|       |    | 16.2   | 242.2  | -   | 7.3                         | 42.3                                | 75.9                      | 133.7       | 73.0        |
|       |    | 76.5   | 77.6   | 128.1   | 73.8                        | 75.2                                | 93.2                      | 94.7        | 92.2        |
|       |    | 0.0  | 82.9   | 203.5   | 75.1                        | 85.9                                | 97.1                      | 73.7        | 114.3       |
|       |    | 114.8  | 97.1   | 313.3   | 82.5                        | 109.1                               | 86.5                      | 91.6        | 80.6        |
|       |    | 28.5   | 23.5   | -   | 77.6                        | 113.6                               | 65.1                      | 105.9       | 61.9        |
|       |    | 14.8   | 136.4  | 105.4   | 60.3                        | 115.6                               | 107.1                     | 73.8        | 77.9        |
|       |    | 105.0  | 108.3  | -   | 84.9                        | 86.0                                | 97.2                      | 102.8       | 134.6       |
|       |    | -  | -  | -   | -                           | -                                   | -                         | -           | -           |
|       |    | 101.3  | 105.4  | 108.9   | 81.7                        | 117.4                               | 191.2                     | 84.4        | 131.2       |
|       |    | 63.1   | 130.4  | 132.5   | 118.1                       | 97.6                                | 97.3                      | 54.7        | -           |
|       |    | 42.0   | 174.7  | 141.5   | 100.9                       | 88.7                                | 91.9                      | 110.6       | 98.4        |
|       |    | 102.0  | 100.5  | 101.3   | 96.2                        | 57.9                                | 87.0                      | 85.3        | 108.2       |
|       |    | 0.0  | 87.3   | 107.2   | 89.9                        | 106.1                               | 87.7                      | 126.5       | 89.2        |
|       |    | 92.3   | 100.4  | 153.5   | 81.7                        | 116.9                               | 66.8                      | 94.6        | 0.0         |
|       |    | 24.1   | 108.2  | -   | 71.1                        | 83.4                                | 85.1                      | 108.5       | 52.4        |
|       |    | 109.1  | 82.9   | -   | 80.9                        | 93.3                                | 92.8                      | 55.1        | 111.5       |
|       |    | -  | 92.3   | 503.8   | 66.0                        | 42.6                                | -                         | -           | 549.4       |

3-1. Producers' Shipment Index(Original Index)(Cont'd)<sup>1)</sup>

2015=100

[illegible]

## 3-2.

( )<sup>1)</sup>

2015=100

|                 |  |  |   |                             | 가                                   | Mining and quarrying                  |   |   |
|-----------------|--|--|---|-----------------------------|-------------------------------------|---------------------------------------|---|---|
|                 |  |  |   |                             |                                     | 가                                     | 가   | 가   |
|                 | All groups   | Mining and manufacturing   | Mining and quarrying  | Manufacturing               | Electricity, gas and steam supply   | Coal, crude petroleum and natural gas | Metal ores  | Non-metallic minerals; except fuel  |
| 가 <sup>2)</sup> | 10,000.0   | 9,502.2  | 19.9  | 9,482.3                     | 497.8                               | -                                     | -   | -   |
| 2018. 12        | 100.3  | 99.6   | 69.7  | 99.7                        | 115.2                               | -                                     | -   | -   |
| 2019. 1         | 102.1  | 101.5  | 85.2  | 101.5                       | 114.5                               | -                                     | -   | -   |
| 2               | 100.1  | 99.4   | 78.4  | 99.5                        | 114.0                               | -                                     | -   | -   |
| 3               | 102.4  | 102.0  | 76.6  | 102.1                       | 109.7                               | -                                     | -   | -   |
| 4               | 101.5  | 100.7  | 74.5  | 100.8                       | 116.4                               | -                                     | -   | -   |
| 5               | 101.1  | 100.5  | 73.1  | 100.6                       | 112.8                               | -                                     | -   | -   |
| 6               | 101.9  | 101.5  | 72.5  | 101.5                       | 111.6                               | -                                     | -   | -   |
| 7               | 103.3  | 102.9  | 73.3  | 103.0                       | 110.5                               | -                                     | -   | -   |
| 8               | 104.2  | 103.9  | 74.1  | 103.9                       | 111.5                               | -                                     | -   | -   |
| 9               | 104.6  | 104.2  | 66.8  | 104.3                       | 112.2                               | -                                     | -   | -   |
| 10              | 103.1  | 102.8  | 73.9  | 102.9                       | 109.4                               | -                                     | -   | -   |
| 11              | 101.9  | 101.5  | 75.5  | 101.5                       | 109.6                               | -                                     | -   | -   |
| 12              | 105.1  | 105.0  | 79.0  | 105.0                       | 108.3                               | -                                     | -   | -   |
| 2020. 1         | 101.0  | 100.7  | 82.0  | 100.8                       | 106.0                               | -                                     | -   | -   |
| 2               | 98.2   | 97.8   | 79.9  | 97.8                        | 106.4                               | -                                     | -   | -   |
| 3               | 104.4  | 104.3  | 76.6  | 104.3                       | 106.6                               | -                                     | -   | -   |
| 4               | 97.5   | 96.8   | 83.8  | 96.8                        | 110.9                               | -                                     | -   | -   |
|                 |  |  |   |                             |                                     |                                       |   |   |
|                 |  |  |   |                             |                                     | 1                                     | 가 ;   | 가   |
|                 |  |  |   |                             |                                     | 가                                     | 가   | 가   |
|                 | Coke, hard-coal and lignite fuel briquettes & refined petroleum products | Chemicals & chemical products; except pharmaceuticals, medicinal chemicals | Pharmaceuticals, medicinal chemicals and botanical products | Rubber and plastic products | Other non-metallic mineral products | Basic metal products                  | Fabricated metal products; except machinery and furniture | Electronic components, computer, radio, television & communications equipment |
| 가 <sup>2)</sup> | 731.1  | 1,061.4  | 123.4   | 415.1                       | 217.1                               | 863.5                                 | 465.6   | 1,664.8   |
| 2018. 12        | 111.5  | 110.2  | 130.9   | 95.4                        | 97.6                                | 96.4                                  | 85.4  | 98.5  |
| 2019. 1         | 117.8  | 112.1  | 132.8   | 97.1                        | 106.2                               | 102.9                                 | 90.1  | 93.0  |
| 2               | 111.5  | 108.9  | 119.8   | 92.3                        | 98.0                                | 102.7                                 | 86.4  | 100.3   |
| 3               | 109.1  | 111.1  | 121.2   | 93.7                        | 96.7                                | 101.2                                 | 87.5  | 110.9   |
| 4               | 116.2  | 110.0  | 120.2   | 95.2                        | 97.7                                | 97.5                                  | 88.4  | 101.3   |
| 5               | 102.6  | 108.5  | 120.3   | 94.2                        | 95.2                                | 98.8                                  | 86.3  | 109.2   |
| 6               | 109.4  | 107.3  | 118.9   | 93.1                        | 94.9                                | 98.3                                  | 84.7  | 115.0   |
| 7               | 109.4  | 114.7  | 121.9   | 95.1                        | 97.4                                | 100.4                                 | 89.4  | 110.6   |
| 8               | 113.5  | 116.1  | 123.4   | 90.2                        | 97.0                                | 97.2                                  | 86.6  | 120.6   |
| 9               | 109.4  | 113.8  | 131.1   | 91.7                        | 89.8                                | 96.9                                  | 89.9  | 122.0   |
| 10              | 107.6  | 112.9  | 132.1   | 91.6                        | 94.4                                | 95.9                                  | 88.2  | 116.4   |
| 11              | 110.4  | 112.6  | 134.7   | 90.2                        | 94.9                                | 97.3                                  | 86.2  | 113.3   |
| 12              | 111.3  | 116.7  | 133.0   | 92.3                        | 100.4                               | 98.9                                  | 87.0  | 114.6   |
| 2020. 1         | 106.1  | 112.4  | 136.8   | 91.6                        | 94.0                                | 97.1                                  | 87.5  | 104.6   |
| 2               | 112.1  | 109.6  | 139.3   | 83.7                        | 94.9                                | 98.0                                  | 83.4  | 112.7   |
| 3               | 112.3  | 110.2  | 132.8   | 91.9                        | 94.4                                | 98.2                                  | 85.8  | 127.7   |
| 4               | 109.5  | 103.7  | 129.0   | 82.5                        | 89.4                                | 89.6                                  | 83.1  | 109.3   |

: 1)

2

2) 가

2020

가

, 2018

:

3-2. Producers' Shipment Index(Seasonally Adjusted Index)<sup>1)</sup>

2015=100

| Manufacturing |           |                  |                          |  |  |  |                                |   | Weight <sup>2)</sup> |
|---------------|-----------|------------------|--------------------------|--|--|--|--------------------------------|---|----------------------|
| Food products | Beverages | Tobacco products | Textiles; except apparel | Wearing apparel, clothing accessories and fur articles | Tanning and dressing of leather, manufacture of luggage and footwear | Wood products of wood and cork; except furniture | Pulp, paper and paper products | Printing & reproduction of recorded media |                      |
| 487.0         | 73.7      | 21.8             | 118.1                    | 94.1   | 30.7   | 36.3   | 144.3                          | 30.1                                      |                      |
| 105.4         | 102.3     | 100.9            | 86.0                     | 103.5  | 72.4   | 87.3   | 96.2                           | 95.3                                      | 12. 2018             |
| 110.5         | 115.3     | 107.1            | 88.2                     | 102.7  | 69.8   | 87.2   | 99.4                           | 98.4                                      | 1. 2019              |
| 103.8         | 104.6     | 115.5            | 86.0                     | 92.4   | 67.4   | 82.7   | 94.5                           | 91.2                                      | 2                    |
| 105.7         | 107.1     | 114.6            | 88.3                     | 95.2   | 72.0   | 88.8   | 94.8                           | 95.0                                      | 3                    |
| 107.6         | 108.5     | 124.5            | 85.7                     | 89.5   | 72.1   | 82.5   | 95.9                           | 95.7                                      | 4                    |
| 105.6         | 108.3     | 121.5            | 83.6                     | 95.9   | 73.2   | 79.3   | 96.0                           | 93.6                                      | 5                    |
| 106.7         | 103.0     | 111.1            | 83.2                     | 98.8   | 70.1   | 75.0   | 94.3                           | 93.6                                      | 6                    |
| 110.4         | 102.1     | 119.1            | 85.7                     | 95.8   | 68.1   | 81.0   | 100.0                          | 99.0                                      | 7                    |
| 108.4         | 103.2     | 119.8            | 84.5                     | 84.8   | 67.6   | 80.8   | 97.5                           | 90.6                                      | 8                    |
| 105.7         | 102.9     | 113.2            | 87.4                     | 92.0   | 70.5   | 80.4   | 98.0                           | 96.3                                      | 9                    |
| 107.2         | 106.3     | 112.9            | 85.0                     | 89.2   | 71.3   | 82.0   | 97.0                           | 96.5                                      | 10                   |
| 108.1         | 104.4     | 114.1            | 82.4                     | 97.6   | 67.9   | 81.2   | 97.7                           | 93.8                                      | 11                   |
| 111.5         | 110.6     | 113.6            | 84.7                     | 99.6   | 65.1   | 83.1   | 100.1                          | 108.2                                     | 12                   |
| 106.8         | 111.5     | 117.7            | 87.0                     | 98.7   | 87.7   | 89.7   | 100.1                          | 93.5                                      | 1. 2020              |
| 108.6         | 100.3     | 114.4            | 81.6                     | 80.1   | 61.7   | 82.4   | 97.2                           | 90.2                                      | 2                    |
| 107.7         | 94.8      | 119.8            | 81.9                     | 63.8   | 44.2   | 84.7   | 97.5                           | 91.5                                      | 3                    |
| 110.8         | 107.2     | 123.6            | 67.9                     | 79.6   | 50.1   | 85.5   | 95.4                           | 96.3                                      | 4                    |

| Manufacturing  |                      |                               |   |                           |           |                     | Weight <sup>2)</sup> |
|--|----------------------|-------------------------------|---|---------------------------|-----------|---------------------|----------------------|
| Medical, precision & optical instruments, watches and clocks | Electrical equipment | Other machinery and equipment | Motor vehicles, trailers and semitrailers | Other transport equipment | Furniture | Other manufacturing |                      |
| 173.1  | 494.9                | 766.2                         | 1,154.1                                   | 233.9                     | 47.6      | 34.4                |                      |
| 142.3  | 109.3                | 106.1                         | 94.6                                      | 67.6                      | 102.1     | 114.3               | 12. 2018             |
| 132.2  | 109.5                | 106.0                         | 98.8                                      | 69.4                      | 102.8     | 108.0               | 1. 2019              |
| 118.8  | 108.1                | 104.6                         | 95.4                                      | 65.5                      | 99.6      | 101.7               | 2                    |
| 126.6  | 108.8                | 106.5                         | 96.6                                      | 68.0                      | 100.4     | 105.7               | 3                    |
| 129.2  | 108.4                | 105.6                         | 96.5                                      | 71.4                      | 100.0     | 115.2               | 4                    |
| 124.0  | 110.4                | 103.1                         | 96.4                                      | 71.5                      | 102.9     | 105.6               | 5                    |
| 118.8  | 108.4                | 103.3                         | 96.2                                      | 72.7                      | 104.1     | 109.3               | 6                    |
| 124.9  | 109.3                | 102.5                         | 98.3                                      | 74.3                      | 106.7     | 113.6               | 7                    |
| 117.9  | 108.6                | 102.2                         | 98.3                                      | 74.2                      | 106.9     | 115.4               | 8                    |
| 123.1  | 107.4                | 108.8                         | 98.3                                      | 75.3                      | 104.9     | 108.3               | 9                    |
| 124.4  | 109.5                | 107.8                         | 95.8                                      | 75.3                      | 105.4     | 111.7               | 10                   |
| 125.8  | 106.9                | 106.2                         | 90.7                                      | 71.9                      | 104.2     | 108.4               | 11                   |
| 128.9  | 120.3                | 118.7                         | 92.7                                      | 74.4                      | 108.8     | 119.1               | 12                   |
| 126.0  | 105.4                | 111.3                         | 92.7                                      | 71.4                      | 116.1     | 104.1               | 1. 2020              |
| 123.8  | 101.6                | 105.7                         | 70.3                                      | 75.8                      | 106.8     | 110.9               | 2                    |
| 128.9  | 110.1                | 109.0                         | 95.8                                      | 70.5                      | 106.7     | 100.7               | 3                    |
| 118.9  | 103.4                | 112.3                         | 79.9                                      | 69.2                      | 114.2     | 98.9                | 4                    |

Note: 1) Recent two month data are preliminary.

2) Weights are applied only to the indices for 2020. In other words, weights can't be applied to the indices prior to 2019.

Source: Statistics Korea.

## 4-1.

( )<sup>1)2)</sup>

2015=100

|         |            |                             |               | Manufacturing |           |                  |
|---------|------------|-----------------------------|---------------|---------------|-----------|------------------|
|         |            |                             |               |               |           |                  |
|         | All groups | Mining and<br>manufacturing | Manufacturing | Food products | Beverages | Tobacco products |
| 가       | 10,000.0   | 10,000.0                    | 10,000.0      | 339.5         | 91.9      | 48.3             |
| 2013    | 97.0       | 97.0                        | 97.0          | 96.1          | 79.1      | 130.5            |
| 2014    | 94.5       | 94.5                        | 94.6          | 102.6         | 84.3      | 119.8            |
| 2015    | 99.6       | 99.6                        | 99.6          | 98.2          | 99.3      | 92.3             |
| 2016    | 96.4       | 96.4                        | 96.4          | 102.2         | 117.4     | 78.9             |
| 2017    | 105.1      | 105.1                       | 105.1         | 104.7         | 105.0     | 72.1             |
| 2018    | 112.2      | 112.2                       | 112.2         | 117.6         | 123.6     | 114.1            |
| 2019    | 108.9      | 108.9                       | 108.9         | 123.0         | 124.0     | 149.3            |
| 2018. 9 | 106.8      | 106.8                       | 106.8         | 105.4         | 108.0     | 121.9            |
| 10      | 109.0      | 109.0                       | 109.0         | 114.8         | 120.0     | 144.3            |
| 11      | 112.0      | 112.0                       | 112.0         | 119.0         | 121.4     | 161.0            |
| 12      | 112.2      | 112.2                       | 112.2         | 117.6         | 123.6     | 114.1            |
| 2019. 1 | 111.5      | 111.5                       | 111.5         | 112.5         | 122.7     | 98.2             |
| 2       | 111.8      | 111.8                       | 111.8         | 117.9         | 126.5     | 95.4             |
| 3       | 109.1      | 109.1                       | 109.1         | 126.4         | 132.2     | 117.6            |
| 4       | 113.0      | 113.0                       | 113.0         | 130.6         | 132.0     | 110.7            |
| 5       | 113.9      | 113.9                       | 113.9         | 137.5         | 135.5     | 110.5            |
| 6       | 110.9      | 110.9                       | 110.9         | 135.5         | 137.3     | 135.0            |
| 7       | 116.8      | 116.8                       | 116.8         | 131.8         | 144.6     | 162.5            |
| 8       | 113.8      | 113.8                       | 113.8         | 125.7         | 129.2     | 155.8            |
| 9       | 112.0      | 112.0                       | 112.0         | 123.7         | 126.6     | 158.2            |
| 10      | 112.9      | 112.9                       | 112.9         | 128.1         | 129.6     | 162.0            |
| 11      | 113.3      | 113.3                       | 113.3         | 129.4         | 130.3     | 169.3            |
| 12      | 108.9      | 108.9                       | 108.9         | 123.0         | 124.0     | 149.3            |
| 2020. 1 | 115.4      | 115.4                       | 115.4         | 120.6         | 114.5     | 152.4            |
| 2       | 117.2      | 117.2                       | 117.2         | 128.0         | 125.4     | 186.1            |
| 3       | 115.7      | 115.7                       | 115.7         | 139.1         | 128.8     | 180.2            |
| 4       | 115.8      | 115.8                       | 115.8         | 147.3         | 126.7     | 156.1            |
|         | 117.1      | 117.1                       | 117.1         | 151.1         | -         | -                |
|         | 165.9      | 165.9                       | 165.9         | 144.4         | 232.7     | -                |
|         | 109.4      | 109.4                       | 109.4         | 69.0          | 205.7     | -                |
|         | 99.7       | 99.7                        | 99.7          | 121.8         | -         | -                |
|         | 177.2      | 177.2                       | 177.2         | 331.9         | 147.9     | 399.9            |
|         | 141.3      | 141.3                       | 141.3         | 277.5         | 99.8      | 131.0            |
|         | 159.0      | 159.0                       | 159.0         | 66.5          | 52.2      | -                |
|         | 185.1      | -                           | -             | -             | -         | -                |
|         | 145.5      | 145.5                       | 145.5         | 137.3         | 137.1     | -                |
|         | 123.6      | 123.6                       | 123.6         | 136.1         | 102.8     | -                |
|         | 189.6      | 189.6                       | 189.6         | 432.2         | 173.8     | -                |
|         | 133.2      | 133.2                       | 133.2         | 85.5          | 84.0      | -                |
|         | 135.3      | 135.3                       | 135.3         | 147.3         | 68.8      | -                |
|         | 124.2      | 124.2                       | 124.2         | 202.4         | 101.7     | -                |
|         | 114.6      | 114.6                       | 114.6         | 120.3         | 18.5      | 249.7            |
|         | 117.9      | 117.9                       | 117.9         | 144.2         | 87.8      | 134.2            |
|         | 155.5      | 155.5                       | 155.5         | 110.2         | 230.0     | -                |

: 1) 2

2) 가 ( , )

3) 가

2020

가 , 2018

:

# 4-1. Producers' Inventory Index(Original Index)<sup>1)2)</sup>

2015=100

| Manufacturing            |  |  |  |                                |  | Weight <sup>3)</sup> |
|--------------------------|--|--|--|--------------------------------|--|----------------------|
| Textiles; except apparel | Wearing apparel, clothing accessories and fur articles | Tanning and dressing of leather, manufacture of luggage and footwear | Wood products of wood and cork; except furniture | Pulp, paper and paper products | Coke, hard-coal and lignite fuel briquettes & refined petroleum products |                      |
| 163.1                    | 193.0  | 64.2   | 39.9   | 133.9                          | 522.7  |                      |
| 105.7                    | 110.3  | 107.9  | 136.2  | 101.8                          | 88.5   | 2013                 |
| 101.4                    | 104.0  | 118.0  | 139.9  | 94.9                           | 91.3   | 2014                 |
| 97.2                     | 104.3  | 100.8  | 96.1   | 97.1                           | 90.8   | 2015                 |
| 99.6                     | 101.9  | 94.5   | 93.9   | 92.9                           | 100.6  | 2016                 |
| 102.1                    | 103.2  | 96.1   | 96.3   | 90.2                           | 101.4  | 2017                 |
| 100.4                    | 110.0  | 94.9   | 85.0   | 90.2                           | 116.4  | 2018                 |
| 100.2                    | 113.3  | 77.2   | 82.3   | 89.1                           | 104.2  | 2019                 |
| 100.0                    | 104.4  | 102.5  | 85.3   | 93.6                           | 112.0  | 9. 2018              |
| 99.4                     | 108.4  | 100.1  | 83.4   | 92.6                           | 116.8  | 10                   |
| 99.3                     | 110.2  | 97.1   | 84.3   | 90.2                           | 121.8  | 11                   |
| 100.4                    | 110.0  | 94.9   | 85.0   | 90.2                           | 116.4  | 12                   |
| 103.8                    | 110.3  | 78.0   | 86.3   | 92.6                           | 103.3  | 1. 2019              |
| 101.7                    | 105.1  | 80.1   | 91.4   | 91.4                           | 109.3  | 2                    |
| 101.7                    | 106.5  | 81.0   | 90.4   | 94.6                           | 107.3  | 3                    |
| 99.2                     | 105.0  | 73.2   | 96.4   | 93.9                           | 108.5  | 4                    |
| 100.2                    | 105.1  | 79.1   | 99.4   | 93.4                           | 117.4  | 5                    |
| 102.7                    | 103.4  | 79.2   | 99.9   | 96.0                           | 117.1  | 6                    |
| 104.6                    | 104.5  | 76.1   | 99.7   | 98.5                           | 120.5  | 7                    |
| 103.4                    | 110.5  | 73.9   | 94.9   | 99.5                           | 122.2  | 8                    |
| 102.4                    | 111.6  | 78.6   | 84.2   | 97.2                           | 133.4  | 9                    |
| 101.4                    | 115.8  | 75.3   | 81.9   | 95.1                           | 117.0  | 10                   |
| 101.2                    | 114.6  | 79.5   | 80.2   | 91.3                           | 112.3  | 11                   |
| 100.2                    | 113.3  | 77.2   | 82.3   | 89.1                           | 104.2  | 12                   |
| 102.9                    | 110.8  | 71.9   | 84.8   | 90.9                           | 118.9  | 1. 2020              |
| 107.7                    | 111.1  | 69.8   | 85.0   | 89.0                           | 117.5  | 2                    |
| 110.7                    | 116.4  | 85.2   | 80.2   | 93.0                           | 123.7  | 3                    |
| 110.4                    | 115.6  | 78.4   | 74.5   | 95.1                           | 112.5  | 4                    |
| 148.9                    | 117.3  | 78.7   | -  | 0.0                            | -  | Seoul                |
| 362.9                    | 90.0   | 46.4   | 59.2   | 94.6                           | 78.8   | Busan                |
| 107.9                    | 66.9   | -  | 119.8  | 70.2                           | -  | Daegu                |
| -                        | -  | -  | 65.8   | 0.0                            | 140.0  | Incheon              |
| 88.8                     | -  | -  | -  | 63.5                           | -  | Gwangju              |
| 157.4                    | -  | -  | -  | 130.8                          | -  | Daejeon              |
| 117.1                    | -  | -  | 188.2  | 112.8                          | 130.1  | Ulsan                |
| -                        | -  | -  | -  | -                              | -  | Sejong               |
| 112.1                    | 247.0  | 171.1  | 0.0  | 102.3                          | 56.5   | Gyeonggi-do          |
| 360.1                    | -  | -  | 70.3   | 149.3                          | 112.7  | Gangwon-do           |
| 120.8                    | -  | 63.6   | 166.5  | 96.0                           | -  | Chungcheongbuk-do    |
| 66.7                     | -  | -  | 298.5  | 105.8                          | 153.4  | Chungcheongnam-do    |
| 92.7                     | -  | -  | 52.7   | 127.8                          | 61.4   | Jeollabuk-do         |
| 112.6                    | -  | -  | 15.3   | 49.1                           | 109.4  | Jeollanam-do         |
| 108.4                    | -  | -  | 147.8  | 55.5                           | 99.1   | Gyeongsangbuk-do     |
| 111.3                    | -  | -  | 93.3   | 86.7                           | 95.1   | Gyeongsangnam-do     |
| -                        | -  | -  | -  | -                              | -  | Jeju-do              |

Note: 1) Recent two month data are preliminary.

2) Inventory is calculated at the end of a given period (month or year).

3) Weights are applied only to the indices for 2020. In other words, weights can't be applied to the indices prior to 2019.

Source: Statistics Korea.

## 4-1.

( ) ( )<sup>1)2)</sup>

2015=100

|                 |  | Chemicals & chemical products; except pharmaceuticals, medicinal chemicals | Rubber and plastic products | Other non-metallic mineral products | 1<br>Basic metal products | 가 ;<br>가<br>Fabricated metal products; except machinery and furniture | , , ,<br>Electronic components, computer, radio, television & communications equipment and apparatuses |
|-----------------|--|--|-----------------------------|-------------------------------------|---------------------------|---|--|
|                 |  |  |                             |                                     |                           |   |  |
| 가 <sup>3)</sup> |  | 1,117.6  | 442.5                       | 180.0                               | 1,243.5                   | 487.7   | 1,998.0  |
| 2013            |  | 95.2   | 97.4                        | 109.4                               | 84.3                      | 103.2   | 118.6  |
| 2014            |  | 103.7  | 98.4                        | 101.9                               | 94.3                      | 100.6   | 86.4   |
| 2015            |  | 98.7   | 97.7                        | 99.6                                | 98.5                      | 106.6   | 109.8  |
| 2016            |  | 97.3   | 99.4                        | 109.9                               | 87.0                      | 110.4   | 88.5   |
| 2017            |  | 97.6   | 100.2                       | 130.2                               | 99.2                      | 108.5   | 102.4  |
| 2018            |  | 114.6  | 101.0                       | 134.4                               | 105.5                     | 103.0   | 106.1  |
| 2019            |  | 113.1  | 101.5                       | 146.3                               | 105.1                     | 106.8   | 90.0   |
| 2018. 9         |  | 116.6  | 102.0                       | 131.5                               | 97.6                      | 101.4   | 87.3   |
| 10              |  | 116.1  | 103.0                       | 130.9                               | 97.6                      | 105.3   | 95.1   |
| 11              |  | 112.6  | 101.7                       | 127.8                               | 97.7                      | 107.6   | 102.6  |
| 12              |  | 114.6  | 101.0                       | 134.4                               | 105.5                     | 103.0   | 106.1  |
| 2019. 1         |  | 116.2  | 104.1                       | 137.7                               | 109.1                     | 102.9   | 99.8   |
| 2               |  | 118.4  | 102.6                       | 140.0                               | 105.4                     | 100.8   | 105.1  |
| 3               |  | 117.6  | 105.0                       | 145.0                               | 106.9                     | 103.0   | 89.3   |
| 4               |  | 115.5  | 104.4                       | 146.0                               | 107.2                     | 102.9   | 100.5  |
| 5               |  | 110.9  | 103.7                       | 146.4                               | 105.9                     | 103.1   | 102.0  |
| 6               |  | 110.3  | 105.0                       | 148.3                               | 106.0                     | 103.3   | 91.5   |
| 7               |  | 113.4  | 105.5                       | 154.6                               | 107.3                     | 104.4   | 107.3  |
| 8               |  | 113.3  | 102.9                       | 153.4                               | 104.4                     | 104.9   | 102.2  |
| 9               |  | 117.5  | 102.0                       | 160.4                               | 105.7                     | 106.2   | 84.1   |
| 10              |  | 112.3  | 101.7                       | 152.4                               | 108.0                     | 111.1   | 90.3   |
| 11              |  | 111.4  | 101.2                       | 146.5                               | 107.8                     | 109.3   | 94.6   |
| 12              |  | 113.1  | 101.5                       | 146.3                               | 105.1                     | 106.8   | 90.0   |
| 2020. 1         |  | 121.6  | 104.9                       | 148.7                               | 112.2                     | 108.7   | 101.5  |
| 2               |  | 124.2  | 107.2                       | 148.2                               | 112.0                     | 113.2   | 104.2  |
| 3               |  | 121.3  | 109.7                       | 147.5                               | 111.6                     | 115.9   | 91.6   |
| 4               |  | 124.6  | 111.1                       | 148.6                               | 115.4                     | 114.5   | 84.3   |
|                 |  | 74.9   | 67.8                        | -                                   | -                         | 258.0   | 111.5  |
|                 |  | 98.2   | 103.8                       | 90.2                                | 82.9                      | 88.2  | 80.3   |
|                 |  | 91.4   | 64.6                        | 75.3                                | 123.8                     | 112.0   | 129.8  |
|                 |  | 111.4  | 151.4                       | 236.9                               | 107.1                     | 120.8   | 84.2   |
|                 |  | 7.2  | 145.7                       | -                                   | 51.4                      | 395.6   | 7.5  |
|                 |  | 193.1  | 111.9                       | 509.4                               | 94.7                      | 42.2  | 82.3   |
|                 |  | 131.2  | 115.7                       | 130.5                               | 145.0                     | 121.5   | 97.7   |
|                 |  | -  | -                           | -                                   | -                         | -   | -  |
|                 |  | 106.2  | 109.1                       | 198.1                               | 128.9                     | 112.2   | 137.1  |
|                 |  | 144.8  | 150.6                       | 168.0                               | 39.6                      | 94.8  | -  |
|                 |  | 140.7  | 186.1                       | 129.4                               | 133.6                     | 157.2   | 143.8  |
|                 |  | 151.0  | 99.2                        | 189.8                               | 119.9                     | 144.3   | 31.2   |
|                 |  | 117.1  | 83.0                        | 156.1                               | 100.0                     | 87.0  | 143.7  |
|                 |  | 141.2  | 180.6                       | 114.1                               | 105.0                     | 173.1   | 0.0  |
|                 |  | 156.3  | 103.1                       | 169.6                               | 108.8                     | 115.5   | 85.8   |
|                 |  | 194.6  | 133.2                       | 153.2                               | 122.1                     | 107.5   | 149.9  |
|                 |  | 77.9   | 123.7                       | 274.0                               | -                         | -   | 171.6  |

4-1. Producers' Inventory Index(Original Index)(Cont'd) <sup>1)2)</sup>

2015=100

| Manufacturing  |                      |                               |   |           |                     | Weight <sup>3)</sup> |
|--|----------------------|-------------------------------|---|-----------|---------------------|----------------------|
| Medical, precision & optical instruments, watches and clocks | Electrical equipment | Other machinery and equipment | Motor vehicles, trailers and semitrailers | Furniture | Other manufacturing |                      |
| 262.6  | 697.5                | 855.6                         | 1,029.0                                   | 47.0      | 42.5                |                      |
| 95.6   | 96.7                 | 95.0                          | 79.3                                      | 118.8     | 121.0               | 2013                 |
| 92.0   | 92.2                 | 94.1                          | 87.1                                      | 112.2     | 113.1               | 2014                 |
| 97.0   | 95.0                 | 96.9                          | 93.0                                      | 115.8     | 92.0                | 2015                 |
| 96.8   | 102.2                | 90.7                          | 100.2                                     | 151.6     | 117.9               | 2016                 |
| 107.6  | 109.2                | 113.6                         | 116.7                                     | 150.6     | 96.9                | 2017                 |
| 95.4   | 119.2                | 109.5                         | 136.1                                     | 163.0     | 111.1               | 2018                 |
| 97.8   | 115.0                | 113.8                         | 140.0                                     | 125.6     | 115.1               | 2019                 |
| 109.1  | 119.0                | 108.9                         | 131.4                                     | 151.3     | 113.5               | 9. 2018              |
| 105.5  | 123.8                | 104.9                         | 130.9                                     | 162.4     | 112.2               | 10                   |
| 102.0  | 125.6                | 115.8                         | 136.5                                     | 157.8     | 106.4               | 11                   |
| 95.4   | 119.2                | 109.5                         | 136.1                                     | 163.0     | 111.1               | 12                   |
| 101.2  | 125.4                | 110.3                         | 138.9                                     | 128.1     | 116.0               | 1. 2019              |
| 102.6  | 121.3                | 104.9                         | 138.2                                     | 116.1     | 123.1               | 2                    |
| 102.7  | 118.2                | 103.3                         | 139.6                                     | 125.6     | 127.9               | 3                    |
| 100.4  | 122.4                | 113.8                         | 145.3                                     | 132.1     | 132.0               | 4                    |
| 98.5   | 124.2                | 115.4                         | 150.1                                     | 132.6     | 117.4               | 5                    |
| 98.4   | 118.1                | 110.1                         | 149.2                                     | 125.9     | 126.3               | 6                    |
| 104.5  | 125.5                | 115.7                         | 153.3                                     | 126.2     | 129.1               | 7                    |
| 97.8   | 124.6                | 114.3                         | 144.7                                     | 120.7     | 119.7               | 8                    |
| 98.4   | 127.3                | 119.8                         | 146.7                                     | 118.6     | 122.8               | 9                    |
| 99.1   | 132.3                | 121.5                         | 145.2                                     | 110.6     | 126.3               | 10                   |
| 101.0  | 129.8                | 125.5                         | 143.2                                     | 124.9     | 125.3               | 11                   |
| 97.8   | 115.0                | 113.8                         | 140.0                                     | 125.6     | 115.1               | 12                   |
| 102.3  | 131.1                | 112.3                         | 142.1                                     | 124.6     | 107.9               | 1. 2020              |
| 107.5  | 131.9                | 110.3                         | 143.7                                     | 129.2     | 113.9               | 2                    |
| 106.0  | 131.5                | 112.2                         | 148.6                                     | 135.4     | 125.3               | 3                    |
| 112.6  | 133.2                | 112.4                         | 162.1                                     | 142.4     | 124.3               | 4                    |
| 131.7  | 79.6                 | 84.0                          | -   | -         | 317.8               | Seoul                |
| 274.8  | 108.3                | 190.3                         | 294.2                                     | -         | 91.1                | Busan                |
| 157.0  | 54.2                 | 154.4                         | 104.4                                     | -         | -                   | Daegu                |
| 62.6   | 112.9                | 79.7                          | 72.9                                      | 84.7      | 231.4               | Incheon              |
| 125.8  | 83.9                 | 460.3                         | 203.4                                     | -         | -                   | Gwangju              |
| 117.9  | 339.0                | 65.4                          | 116.5                                     | -         | -                   | Daejeon              |
| -  | 251.5                | 66.9                          | 247.0                                     | -         | 119.0               | Ulsan                |
| -  | -                    | -                             | -   | -         | -                   | Sejong               |
| 97.6   | 140.0                | 247.4                         | 204.7                                     | 288.4     | 77.5                | Gyeonggi-do          |
| 93.3   | 160.2                | 174.6                         | 91.2                                      | -         | -                   | Gangwon-do           |
| 180.5  | 151.6                | 88.3                          | 255.5                                     | 101.8     | 168.6               | Chungcheongbuk-do    |
| 124.0  | 196.3                | 272.7                         | 174.0                                     | -         | -                   | Chungcheongnam-do    |
| 216.1  | 161.6                | 89.7                          | 169.8                                     | -         | 259.8               | Jeollabuk-do         |
| -  | -                    | -                             | -   | -         | -                   | Jeollanam-do         |
| 73.5   | 75.4                 | 197.0                         | 132.0                                     | -         | -                   | Gyeongsangbuk-do     |
| 88.1   | 92.1                 | 102.5                         | 130.6                                     | -         | 352.8               | Gyeongsangnam-do     |
| -  | -                    | -                             | -   | -         | -                   | Jeju-do              |



## 4-2.

( )<sup>1)</sup>

2015=100

|                 |            |                             |               | Manufacturing |           |   |
|-----------------|------------|-----------------------------|---------------|---------------|-----------|---|
|                 |            |                             |               |               |           |   |
|                 | All groups | Mining and<br>manufacturing | Manufacturing | Food products | Beverages | Tobacco products  |
| 가 <sup>2)</sup> | 10,000.0   | 10,000.0                    | 10,000.0      | 339.5         | 91.9      | 48.3  |
| 2018. 12        | 114.0      | 114.0                       | 114.0         | 119.8         | 131.2     | 119.9   |
| 2019. 1         | 110.9      | 110.9                       | 110.9         | 116.1         | 123.5     | 106.2   |
| 2               | 111.7      | 111.7                       | 111.7         | 120.7         | 128.3     | 98.7  |
| 3               | 109.3      | 109.3                       | 109.3         | 122.4         | 126.5     | 112.9   |
| 4               | 112.4      | 112.4                       | 112.4         | 124.3         | 125.9     | 111.7   |
| 5               | 112.7      | 112.7                       | 112.7         | 128.9         | 129.3     | 117.5   |
| 6               | 111.7      | 111.7                       | 111.7         | 129.1         | 130.8     | 134.3   |
| 7               | 114.4      | 114.4                       | 114.4         | 129.9         | 137.6     | 151.1   |
| 8               | 112.7      | 112.7                       | 112.7         | 127.4         | 129.8     | 150.7   |
| 9               | 113.8      | 113.8                       | 113.8         | 131.9         | 139.0     | 160.8   |
| 10              | 113.3      | 113.3                       | 113.3         | 131.4         | 133.1     | 159.1   |
| 11              | 113.5      | 113.5                       | 113.5         | 131.6         | 133.2     | 156.5   |
| 12              | 110.7      | 110.7                       | 110.7         | 125.5         | 131.5     | 158.3   |
| 2020. 1         | 115.4      | 115.4                       | 115.4         | 129.8         | 121.5     | 170.7   |
| 2               | 116.6      | 116.6                       | 116.6         | 127.7         | 119.3     | 187.0   |
| 3               | 115.8      | 115.8                       | 115.8         | 134.8         | 122.1     | 173.0   |
| 4               | 115.3      | 115.3                       | 115.3         | 139.7         | 123.2     | 158.4   |
|                 |            |                             |               |               |           |   |
|                 |            |                             |               | 1             | 가 ;<br>가  | , , ,<br>Electronic components,<br>computer, radio,<br>television &<br>communications<br>equipment and<br>apparatuses |
| 가 <sup>2)</sup> | 1,117.6    | 442.5                       | 180.0         | 1,243.5       | 487.7     | 1,998.0   |
| 2018. 12        | 114.3      | 103.0                       | 136.6         | 106.7         | 104.2     | 103.2   |
| 2019. 1         | 114.7      | 104.2                       | 137.6         | 105.4         | 101.4     | 100.3   |
| 2               | 115.8      | 102.9                       | 138.2         | 104.0         | 101.0     | 104.0   |
| 3               | 116.3      | 104.3                       | 144.0         | 106.1         | 103.0     | 89.7  |
| 4               | 115.4      | 103.4                       | 146.6         | 107.2         | 103.3     | 99.5  |
| 5               | 113.3      | 102.5                       | 150.5         | 106.2         | 103.8     | 98.1  |
| 6               | 112.7      | 103.4                       | 151.7         | 107.2         | 104.4     | 92.7  |
| 7               | 113.9      | 103.8                       | 152.7         | 107.8         | 104.6     | 101.3   |
| 8               | 113.3      | 102.8                       | 150.6         | 104.4         | 105.5     | 99.5  |
| 9               | 114.9      | 103.4                       | 154.7         | 105.1         | 106.7     | 92.1  |
| 10              | 114.0      | 102.5                       | 152.5         | 108.6         | 109.5     | 93.2  |
| 11              | 113.4      | 102.9                       | 150.8         | 109.9         | 107.5     | 96.1  |
| 12              | 113.3      | 103.6                       | 148.4         | 106.6         | 107.9     | 87.3  |
| 2020. 1         | 118.8      | 105.6                       | 146.6         | 107.4         | 108.1     | 101.2   |
| 2               | 122.9      | 106.9                       | 149.6         | 111.9         | 112.4     | 103.1   |
| 3               | 120.2      | 109.0                       | 147.9         | 111.0         | 115.8     | 91.0  |
| 4               | 123.7      | 109.9                       | 146.6         | 114.7         | 115.3     | 84.2  |

: 1) 2

2) 가 2020 가 , 2018

:

## 4-2. Producers' Inventory Index(Seasonally Adjusted Index) <sup>1)</sup>

2015=100

| Manufacturing            |  |  |  |                                |  |                      |
|--------------------------|--|--|--|--------------------------------|--|----------------------|
| Textiles; except apparel | Wearing apparel, clothing accessories and fur articles | Tanning and dressing of leather, manufacture of luggage and footwear | Wood products of wood and cork; except furniture | Pulp, paper and paper products | Coke, hard-coal and lignite fuel briquettes & refined petroleum products |                      |
| 163.1                    | 193.0  | 64.2   | 39.9   | 133.9                          | 522.7  | Weight <sup>2)</sup> |
| 101.1                    | 106.7  | 96.0   | 86.6   | 94.0                           | 128.2  | 12. 2018             |
| 103.6                    | 107.7  | 78.8   | 85.5   | 94.8                           | 104.7  | 1. 2019              |
| 101.0                    | 106.3  | 80.3   | 91.2   | 94.2                           | 107.2  | 2                    |
| 101.0                    | 107.5  | 80.6   | 90.5   | 95.2                           | 112.4  | 3                    |
| 100.5                    | 107.2  | 72.3   | 96.3   | 94.6                           | 112.7  | 4                    |
| 101.2                    | 107.5  | 79.9   | 98.0   | 93.1                           | 116.4  | 5                    |
| 102.3                    | 106.1  | 78.4   | 97.8   | 94.1                           | 117.3  | 6                    |
| 103.0                    | 107.1  | 77.3   | 95.7   | 96.4                           | 116.2  | 7                    |
| 102.7                    | 111.8  | 75.3   | 94.5   | 96.4                           | 114.1  | 8                    |
| 102.4                    | 112.0  | 77.9   | 85.5   | 94.6                           | 129.9  | 9                    |
| 101.9                    | 112.4  | 75.9   | 83.9   | 93.7                           | 111.4  | 10                   |
| 102.2                    | 109.5  | 78.9   | 82.6   | 92.9                           | 115.6  | 11                   |
| 100.9                    | 109.9  | 78.1   | 84.2   | 92.9                           | 114.7  | 12                   |
| 102.6                    | 107.5  | 71.2   | 83.6   | 93.2                           | 121.2  | 1. 2020              |
| 107.3                    | 112.8  | 71.7   | 84.7   | 92.1                           | 115.8  | 2                    |
| 110.4                    | 117.4  | 85.3   | 79.5   | 93.9                           | 129.7  | 3                    |
| 111.1                    | 118.3  | 77.6   | 74.2   | 95.1                           | 116.6  | 4                    |

| Manufacturing  |                      |                               |   |           |                     |                      |
|--|----------------------|-------------------------------|---|-----------|---------------------|----------------------|
| Medical, precision & optical instruments, watches and clocks | Electrical equipment | Other machinery and equipment | Motor vehicles, trailers and semitrailers | Furniture | Other manufacturing |                      |
| 262.6  | 697.5                | 855.6                         | 1,029.0                                   | 47.0      | 42.5                | Weight <sup>2)</sup> |
| 100.2  | 127.1                | 107.7                         | 143.5                                     | 162.9     | 116.2               | 12. 2018             |
| 103.0  | 125.7                | 107.3                         | 139.8                                     | 128.6     | 116.0               | 1. 2019              |
| 103.6  | 122.7                | 108.1                         | 139.8                                     | 120.1     | 117.2               | 2                    |
| 103.7  | 119.0                | 107.4                         | 138.5                                     | 126.9     | 121.0               | 3                    |
| 101.1  | 119.7                | 115.3                         | 142.0                                     | 129.7     | 123.4               | 4                    |
| 99.9   | 120.6                | 115.6                         | 147.5                                     | 128.7     | 116.9               | 5                    |
| 99.1   | 120.6                | 112.7                         | 147.9                                     | 125.1     | 129.1               | 6                    |
| 103.5  | 123.9                | 114.2                         | 147.5                                     | 126.4     | 130.1               | 7                    |
| 95.4   | 122.6                | 113.7                         | 145.6                                     | 123.6     | 120.0               | 8                    |
| 93.8   | 128.2                | 120.4                         | 150.1                                     | 119.1     | 127.8               | 9                    |
| 97.8   | 130.4                | 120.1                         | 146.3                                     | 111.6     | 127.7               | 10                   |
| 101.3  | 127.6                | 118.6                         | 141.5                                     | 121.3     | 128.8               | 11                   |
| 102.3  | 122.8                | 113.1                         | 148.0                                     | 125.4     | 120.6               | 12                   |
| 104.7  | 134.0                | 111.5                         | 147.2                                     | 126.2     | 109.0               | 1. 2020              |
| 108.5  | 130.1                | 111.3                         | 142.1                                     | 132.1     | 107.8               | 2                    |
| 107.5  | 132.0                | 115.8                         | 148.3                                     | 136.2     | 117.8               | 3                    |
| 112.4  | 131.5                | 114.9                         | 158.3                                     | 140.8     | 116.7               | 4                    |

Note: 1) Recent two month data are preliminary.

2) Weights are applied only to the indices for 2020. In other words, weights can't be applied to the indices prior to 2019.

Source: Statistics Korea.

# 5. ( )<sup>1)</sup>

2015=100

|         | Total | Seoul | Busan | Daegu | Incheon | Gwangju | Daejeon | Ulsan | Sejong |
|---------|-------|-------|-------|-------|---------|---------|---------|-------|--------|
| 2013    | 100.1 | 97.0  | 90.7  | 100.3 | 105.2   | 90.4    | 90.0    | 105.2 | 102.1  |
| 2014    | 100.3 | 102.7 | 92.9  | 103.0 | 104.9   | 98.4    | 96.9    | 103.4 | 96.8   |
| 2015    | 100.0 | 100.0 | 100.0 | 100.0 | 100.0   | 100.0   | 100.0   | 100.0 | 100.0  |
| 2016    | 102.2 | 103.2 | 104.3 | 101.6 | 105.1   | 98.4    | 109.7   | 93.0  | 97.7   |
| 2017    | 104.8 | 103.5 | 98.1  | 102.6 | 111.9   | 99.2    | 108.8   | 92.2  | 100.7  |
| 2018    | 106.4 | 105.4 | 95.0  | 102.7 | 112.2   | 93.0    | 98.2    | 95.6  | 106.6  |
| 2019    | 106.3 | 97.6  | 93.3  | 99.3  | 106.3   | 92.3    | 108.2   | 96.8  | 109.8  |
| 2019. 8 | 103.0 | 93.6  | 87.6  | 91.1  | 103.3   | 81.5    | 101.6   | 88.3  | 107.9  |
| 9       | 104.1 | 95.5  | 87.6  | 91.5  | 100.3   | 87.6    | 100.2   | 90.7  | 107.6  |
| 10      | 111.6 | 102.3 | 95.6  | 104.4 | 107.8   | 91.3    | 119.8   | 99.4  | 118.3  |
| 11      | 111.1 | 98.4  | 95.8  | 98.7  | 111.3   | 93.5    | 109.6   | 98.2  | 116.9  |
| 12      | 114.8 | 107.8 | 100.4 | 102.7 | 116.6   | 86.9    | 110.7   | 105.7 | 116.1  |
| 2020. 1 | 102.3 | 100.4 | 88.0  | 90.9  | 104.6   | 83.8    | 99.8    | 90.5  | 111.7  |
| 2       | 99.7  | 81.6  | 88.7  | 93.5  | 102.5   | 79.5    | 100.7   | 75.2  | 111.5  |
| 3       | 113.5 | 84.0  | 97.3  | 98.0  | 110.6   | 98.2    | 106.9   | 102.7 | 120.8  |
| 4       | 102.0 | 77.8  | 88.3  | 85.4  | 97.2    | 87.5    | 97.2    | 89.3  | 115.7  |
| 2013    | 99.9  | 95.8  | 89.9  | 98.4  | 105.3   | 92.3    | 93.8    | 103.3 | 101.8  |
| 2014    | 99.9  | 100.8 | 91.9  | 100.8 | 103.3   | 98.1    | 99.0    | 102.5 | 96.6   |
| 2015    | 100.0 | 100.0 | 100.0 | 100.0 | 100.0   | 100.0   | 100.0   | 100.0 | 100.0  |
| 2016    | 101.5 | 102.9 | 107.8 | 101.0 | 103.4   | 97.6    | 108.9   | 95.9  | 98.9   |
| 2017    | 102.8 | 107.0 | 101.0 | 101.3 | 107.3   | 98.9    | 108.1   | 95.5  | 99.9   |
| 2018    | 102.9 | 108.8 | 95.9  | 101.9 | 107.1   | 92.7    | 99.8    | 96.7  | 105.2  |
| 2019    | 102.2 | 100.5 | 91.6  | 97.7  | 98.9    | 91.5    | 108.4   | 97.1  | 111.1  |
| 2019. 8 | 100.3 | 85.8  | 84.8  | 88.3  | 93.4    | 82.6    | 100.2   | 95.0  | 109.5  |
| 9       | 100.4 | 93.6  | 85.5  | 89.3  | 91.2    | 84.5    | 102.2   | 91.0  | 109.9  |
| 10      | 106.1 | 99.8  | 94.8  | 102.4 | 92.2    | 89.0    | 119.8   | 98.4  | 118.4  |
| 11      | 104.3 | 105.5 | 94.0  | 96.7  | 100.1   | 93.8    | 106.6   | 96.6  | 117.4  |
| 12      | 108.9 | 115.7 | 100.8 | 100.3 | 106.9   | 92.1    | 117.8   | 104.0 | 117.6  |
| 2020. 1 | 94.9  | 107.7 | 82.4  | 88.8  | 94.0    | 84.4    | 98.4    | 91.4  | 112.4  |
| 2       | 93.7  | 92.8  | 82.8  | 89.4  | 94.1    | 78.4    | 92.2    | 86.3  | 109.6  |
| 3       | 108.3 | 89.3  | 94.7  | 97.6  | 110.2   | 97.7    | 111.5   | 99.9  | 122.0  |
| 4       | 94.9  | 82.8  | 85.7  | 81.5  | 92.1    | 85.0    | 94.1    | 90.2  | 117.0  |
| 2)      |       |       |       |       |         |         |         |       |        |
| 2013    | 97.0  | 84.5  | 83.4  | 112.1 | 100.6   | 79.1    | 105.0   | 87.4  | 65.0   |
| 2014    | 94.5  | 99.8  | 91.8  | 104.4 | 101.6   | 90.4    | 115.7   | 93.1  | 88.8   |
| 2015    | 99.6  | 99.0  | 80.9  | 99.2  | 87.7    | 95.2    | 107.8   | 98.3  | 107.7  |
| 2016    | 96.4  | 100.3 | 96.0  | 100.8 | 93.9    | 101.9   | 110.1   | 99.5  | 111.1  |
| 2017    | 105.1 | 101.2 | 101.4 | 105.0 | 92.8    | 126.2   | 102.2   | 110.8 | 129.4  |
| 2018    | 112.2 | 105.2 | 100.4 | 107.9 | 87.7    | 128.9   | 78.5    | 128.3 | 144.0  |
| 2019    | 108.9 | 112.8 | 104.7 | 109.8 | 85.7    | 170.6   | 112.9   | 134.5 | 172.3  |
| 2019. 8 | 113.8 | 110.4 | 123.2 | 110.9 | 97.6    | 154.9   | 111.8   | 129.4 | 156.6  |
| 9       | 112.0 | 112.5 | 126.1 | 111.7 | 95.5    | 160.7   | 117.6   | 132.8 | 153.7  |
| 10      | 112.9 | 115.5 | 135.1 | 110.6 | 88.5    | 174.1   | 124.6   | 129.8 | 167.4  |
| 11      | 113.3 | 113.9 | 140.4 | 111.1 | 91.9    | 181.6   | 119.8   | 133.2 | 173.6  |
| 12      | 108.9 | 112.8 | 104.7 | 109.8 | 85.7    | 170.6   | 112.9   | 134.5 | 172.3  |
| 2020. 1 | 115.4 | 112.0 | 114.1 | 108.7 | 97.6    | 168.7   | 119.9   | 147.1 | 173.6  |
| 2       | 117.2 | 112.4 | 158.4 | 110.2 | 99.7    | 171.7   | 129.7   | 127.1 | 167.1  |
| 3       | 115.7 | 117.3 | 158.4 | 107.1 | 103.3   | 176.4   | 131.8   | 140.6 | 179.6  |
| 4       | 115.8 | 117.1 | 165.9 | 109.4 | 99.7    | 177.2   | 141.3   | 159.0 | 185.1  |

: 1) 2) ( , )

## 5. Index of Industrial Production, Shipment & Inventory by Province <sup>1)</sup> (Original Index)

2015=100

| Gyeonggi                | Gangwon | Chungbuk | Chungnam | Jeonbuk | Jeonnam | Gyeongbuk | Gyeongnam | Jeju  |         |
|-------------------------|---------|----------|----------|---------|---------|-----------|-----------|-------|---------|
| Production              |         |          |          |         |         |           |           |       |         |
| 92.0                    | 103.3   | 92.0     | 97.9     | 103.5   | 95.6    | 103.6     | 108.2     | 91.9  | 2013    |
| 95.7                    | 101.2   | 93.8     | 98.5     | 103.0   | 91.6    | 104.0     | 106.0     | 92.9  | 2014    |
| 100.0                   | 100.0   | 100.0    | 100.0    | 100.0   | 100.0   | 100.0     | 100.0     | 100.0 | 2015    |
| 106.0                   | 102.5   | 110.7    | 105.6    | 97.4    | 102.1   | 95.6      | 99.0      | 101.9 | 2016    |
| 112.4                   | 108.2   | 115.5    | 120.6    | 99.6    | 100.2   | 91.1      | 95.9      | 111.5 | 2017    |
| 121.2                   | 105.0   | 117.9    | 124.2    | 97.1    | 97.4    | 88.8      | 91.3      | 112.6 | 2018    |
| 123.8                   | 105.4   | 119.5    | 118.0    | 90.9    | 98.4    | 86.5      | 91.9      | 109.7 | 2019    |
| 116.1                   | 102.4   | 115.5    | 117.1    | 83.5    | 99.7    | 88.9      | 83.6      | 115.0 | 8. 2019 |
| 121.6                   | 106.4   | 115.5    | 118.0    | 85.3    | 98.6    | 81.1      | 84.0      | 98.2  | 9       |
| 134.4                   | 108.0   | 123.1    | 119.0    | 94.2    | 98.0    | 89.2      | 93.5      | 114.7 | 10      |
| 140.2                   | 107.7   | 118.6    | 116.3    | 92.3    | 96.4    | 87.6      | 91.1      | 116.6 | 11      |
| 144.2                   | 111.5   | 119.9    | 126.6    | 91.0    | 102.3   | 83.4      | 96.1      | 110.9 | 12      |
| 129.6                   | 97.6    | 106.3    | 112.4    | 87.9    | 100.6   | 77.1      | 87.0      | 97.6  | 1. 2020 |
| 128.5                   | 93.6    | 107.1    | 105.5    | 81.8    | 95.7    | 79.0      | 87.3      | 96.4  | 2       |
| 144.8                   | 105.0   | 121.6    | 123.9    | 94.2    | 101.0   | 92.1      | 96.4      | 104.7 | 3       |
| 123.5                   | 101.1   | 114.4    | 112.6    | 88.7    | 93.5    | 80.6      | 85.7      | 104.4 | 4       |
| Shipment                |         |          |          |         |         |           |           |       |         |
| 93.2                    | 105.7   | 94.3     | 98.2     | 103.7   | 96.2    | 105.8     | 104.4     | 97.3  | 2013    |
| 95.8                    | 102.5   | 95.4     | 98.3     | 101.7   | 93.1    | 103.6     | 104.3     | 97.2  | 2014    |
| 100.0                   | 100.0   | 100.0    | 100.0    | 100.0   | 100.0   | 100.0     | 100.0     | 100.0 | 2015    |
| 103.9                   | 101.7   | 110.0    | 105.2    | 95.3    | 103.1   | 94.5      | 98.7      | 104.9 | 2016    |
| 112.0                   | 104.4   | 115.3    | 118.0    | 94.1    | 101.9   | 91.9      | 92.6      | 111.8 | 2017    |
| 119.1                   | 104.1   | 118.9    | 119.2    | 90.7    | 99.5    | 90.4      | 87.5      | 107.0 | 2018    |
| 126.2                   | 102.7   | 121.3    | 114.7    | 85.4    | 100.9   | 87.8      | 90.4      | 104.3 | 2019    |
| 121.3                   | 98.8    | 121.6    | 112.9    | 80.9    | 103.2   | 90.4      | 83.0      | 108.8 | 8. 2019 |
| 126.9                   | 95.9    | 124.6    | 113.0    | 79.0    | 102.5   | 83.5      | 81.2      | 95.6  | 9       |
| 135.9                   | 106.4   | 126.9    | 118.3    | 87.5    | 101.8   | 91.1      | 91.9      | 108.7 | 10      |
| 140.1                   | 104.1   | 122.9    | 114.1    | 86.8    | 102.1   | 91.0      | 89.2      | 105.6 | 11      |
| 148.3                   | 109.8   | 122.1    | 122.6    | 85.9    | 105.3   | 84.8      | 97.3      | 116.9 | 12      |
| 130.7                   | 93.3    | 104.5    | 108.9    | 82.6    | 99.4    | 74.5      | 84.6      | 99.3  | 1. 2020 |
| 128.4                   | 91.0    | 107.4    | 103.0    | 77.9    | 96.8    | 79.0      | 85.7      | 97.5  | 2       |
| 150.9                   | 100.4   | 124.3    | 122.0    | 88.6    | 103.3   | 92.7      | 95.1      | 103.2 | 3       |
| 122.7                   | 97.6    | 113.6    | 105.4    | 81.9    | 91.9    | 77.9      | 85.1      | 96.6  | 4       |
| Inventory <sup>2)</sup> |         |          |          |         |         |           |           |       |         |
| 83.5                    | 106.1   | 87.9     | 93.0     | 88.3    | 91.5    | 95.4      | 92.9      | 54.9  | 2013    |
| 91.7                    | 91.0    | 99.4     | 89.1     | 100.0   | 103.7   | 99.3      | 93.0      | 81.0  | 2014    |
| 106.7                   | 98.4    | 95.1     | 95.3     | 83.9    | 94.5    | 96.0      | 101.8     | 103.3 | 2015    |
| 105.4                   | 91.9    | 99.9     | 105.5    | 84.8    | 96.1    | 88.6      | 104.6     | 132.1 | 2016    |
| 128.9                   | 102.9   | 115.0    | 104.9    | 77.3    | 103.8   | 102.4     | 109.8     | 90.3  | 2017    |
| 184.6                   | 98.0    | 155.0    | 119.0    | 90.5    | 118.1   | 107.1     | 109.2     | 129.1 | 2018    |
| 148.7                   | 109.3   | 183.1    | 118.7    | 90.8    | 110.6   | 104.2     | 112.8     | 157.1 | 2019    |
| 151.8                   | 109.0   | 182.9    | 123.0    | 102.7   | 126.8   | 107.4     | 109.9     | 150.1 | 8. 2019 |
| 141.4                   | 113.3   | 187.6    | 126.5    | 97.4    | 121.5   | 107.0     | 110.7     | 138.2 | 9       |
| 150.4                   | 113.4   | 191.5    | 121.6    | 98.1    | 121.1   | 108.2     | 114.3     | 155.6 | 10      |
| 159.4                   | 115.7   | 186.4    | 121.3    | 91.7    | 115.2   | 105.2     | 115.5     | 173.2 | 11      |
| 148.7                   | 109.3   | 183.1    | 118.7    | 90.8    | 110.6   | 104.2     | 112.8     | 157.1 | 12      |
| 159.5                   | 119.3   | 180.2    | 125.1    | 103.2   | 119.0   | 112.8     | 116.6     | 152.5 | 1. 2020 |
| 157.1                   | 119.2   | 172.3    | 128.5    | 100.1   | 121.8   | 112.8     | 115.5     | 148.5 | 2       |
| 147.0                   | 121.2   | 178.8    | 129.8    | 114.3   | 122.3   | 111.0     | 116.1     | 143.2 | 3       |
| 145.5                   | 123.6   | 189.6    | 133.2    | 135.3   | 124.2   | 114.6     | 117.9     | 155.5 | 4       |

Note: 1) Recent two month data are preliminary.

2) Inventory is calculated at the end of a given period (month or year).

Source: Statistics Korea.

## 6.

1)

2015=100

|       |    | Capital goods | Manufacturing equipment | Electricity | Broadcast communication | Transportation equipment | Agriculture | Construction | Office | Others |
|-------|----|---------------|-------------------------|-------------|-------------------------|--------------------------|-------------|--------------|--------|--------|
| 가     | 2) | 1,299.7       | 547.1                   | 158.9       | 50.7                    | 287.8                    | 11.2        | 34.9         | 28.9   | 180.2  |
| 2013  |    | 108.9         | 97.3                    | 101.8       | 113.9                   | 104.5                    | 91.3        | 132.6        | 109.0  | 137.8  |
| 2014  |    | 106.5         | 102.3                   | 101.8       | 113.6                   | 98.0                     | 105.4       | 121.7        | 123.7  | 122.8  |
| 2015  |    | 100.0         | 100.0                   | 100.0       | 100.0                   | 100.0                    | 100.0       | 100.0        | 100.0  | 100.0  |
| 2016  |    | 97.8          | 103.1                   | 105.5       | 92.5                    | 87.7                     | 94.3        | 92.8         | 100.0  | 99.7   |
| 2017  |    | 100.5         | 125.1                   | 103.5       | 97.2                    | 68.1                     | 95.2        | 119.5        | 89.8   | 105.9  |
| 2018  |    | 96.2          | 120.8                   | 95.3        | 98.9                    | 62.0                     | 92.7        | 127.3        | 82.9   | 106.4  |
| 2019  |    | 91.4          | 101.3                   | 89.0        | 100.6                   | 68.4                     | 120.9       | 86.6         | 75.9   | 114.5  |
| 2017. | 7  | 100.6         | 123.4                   | 103.1       | 90.5                    | 69.3                     | 103.5       | 118.4        | 93.1   | 108.4  |
|       | 8  | 90.6          | 119.5                   | 101.8       | 79.3                    | 50.1                     | 91.5        | 109.4        | 73.2   | 99.9   |
|       | 9  | 101.6         | 125.7                   | 108.7       | 83.6                    | 66.4                     | 106.6       | 131.4        | 80.9   | 112.3  |
|       | 10 | 85.1          | 103.6                   | 99.8        | 72.7                    | 53.9                     | 81.5        | 110.2        | 68.4   | 94.7   |
|       | 11 | 100.9         | 124.7                   | 109.6       | 80.0                    | 67.7                     | 87.7        | 125.2        | 82.4   | 109.5  |
|       | 12 | 105.7         | 141.9                   | 114.6       | 102.6                   | 60.5                     | 85.7        | 124.3        | 81.6   | 110.6  |
| 2018. | 1  | 98.0          | 124.6                   | 93.8        | 88.3                    | 64.7                     | 90.3        | 144.0        | 79.9   | 105.1  |
|       | 2  | 86.5          | 113.4                   | 86.7        | 74.8                    | 52.1                     | 81.5        | 128.4        | 73.2   | 93.8   |
|       | 3  | 104.5         | 137.8                   | 103.5       | 103.5                   | 61.3                     | 112.8       | 150.0        | 90.8   | 112.1  |
|       | 4  | 101.2         | 127.5                   | 98.7        | 105.5                   | 63.6                     | 98.8        | 155.6        | 83.1   | 111.6  |
|       | 5  | 101.8         | 128.6                   | 100.5       | 114.8                   | 62.2                     | 126.5       | 141.9        | 79.5   | 114.5  |
|       | 6  | 101.9         | 130.7                   | 95.5        | 113.2                   | 64.0                     | 129.4       | 137.2        | 89.8   | 108.1  |
|       | 7  | 96.5          | 121.4                   | 97.7        | 111.9                   | 60.6                     | 91.6        | 127.6        | 87.4   | 102.8  |
|       | 8  | 88.5          | 110.5                   | 89.1        | 96.0                    | 55.5                     | 79.8        | 113.1        | 87.6   | 98.5   |
|       | 9  | 86.2          | 109.8                   | 86.3        | 89.7                    | 56.0                     | 80.5        | 100.6        | 73.5   | 92.9   |
|       | 10 | 94.1          | 110.5                   | 96.5        | 97.7                    | 65.7                     | 81.2        | 117.9        | 84.5   | 107.4  |
|       | 11 | 94.4          | 108.4                   | 98.2        | 95.4                    | 67.3                     | 73.5        | 110.7        | 82.5   | 113.7  |
|       | 12 | 101.2         | 126.0                   | 97.6        | 96.5                    | 71.2                     | 67.0        | 100.0        | 82.9   | 116.3  |
| 2019. | 1  | 87.1          | 90.1                    | 75.4        | 73.4                    | 72.4                     | 83.6        | 115.8        | 89.2   | 115.8  |
|       | 2  | 73.9          | 82.0                    | 68.4        | 82.2                    | 52.8                     | 77.9        | 81.6         | 73.3   | 99.2   |
|       | 3  | 93.6          | 102.5                   | 86.3        | 111.5                   | 67.8                     | 104.9       | 108.1        | 90.6   | 124.3  |
|       | 4  | 94.7          | 100.4                   | 86.9        | 110.4                   | 72.9                     | 106.6       | 112.4        | 78.1   | 126.4  |
|       | 5  | 94.7          | 104.7                   | 93.2        | 99.6                    | 71.3                     | 121.6       | 105.4        | 71.5   | 117.9  |
|       | 6  | 94.2          | 103.9                   | 92.3        | 109.7                   | 70.4                     | 170.8       | 83.6         | 75.7   | 114.9  |
|       | 7  | 92.2          | 98.0                    | 89.4        | 101.1                   | 73.7                     | 162.9       | 87.1         | 79.1   | 110.9  |
|       | 8  | 83.7          | 91.8                    | 88.3        | 107.5                   | 59.1                     | 190.8       | 66.8         | 65.5   | 103.1  |
|       | 9  | 87.9          | 99.0                    | 92.7        | 96.6                    | 64.0                     | 150.0       | 68.0         | 74.5   | 103.3  |
|       | 10 | 91.7          | 97.0                    | 92.1        | 122.0                   | 71.2                     | 124.7       | 62.9         | 70.8   | 115.7  |
|       | 11 | 93.6          | 102.6                   | 96.3        | 102.6                   | 71.1                     | 75.9        | 70.5         | 68.3   | 120.4  |
|       | 12 | 109.6         | 143.5                   | 106.6       | 90.6                    | 73.9                     | 81.6        | 76.4         | 74.0   | 122.0  |
| 2020. | 1  | 81.7          | 91.6                    | 71.1        | 86.7                    | 63.5                     | 88.9        | 80.8         | 70.1   | 102.6  |
|       | 2  | 84.3          | 99.0                    | 73.4        | 76.1                    | 61.6                     | 109.2       | 84.2         | 69.9   | 104.2  |
|       | 3  | 99.2          | 118.9                   | 88.9        | 70.6                    | 71.6                     | 124.1       | 100.1        | 78.1   | 121.3  |
|       | 4  | 97.8          | 122.8                   | 83.2        | 66.5                    | 69.1                     | 143.1       | 88.5         | 74.0   | 113.2  |

: 1) 2

2) 가 2020 가 , 2018

:

6. Manufacturing Production Index by Goods<sup>1)</sup>

2015=100

| Intermediate goods | Manufacturing | Construction | Fuel & electricity | Others | Consumers' goods | Durable consumers' goods | Non-durable consumers' goods | Weight <sup>2)</sup> |
|--------------------|---------------|--------------|--------------------|--------|------------------|--------------------------|------------------------------|----------------------|
|                    |               |              |                    |        |                  |                          |                              |                      |
| 6,258.8            | 5,468.0       | 543.0        | 102.2              | 145.6  | 1,942.2          | 655.4                    | 1,286.8                      |                      |
| Original index     |               |              |                    |        |                  |                          |                              |                      |
| 97.5               | 97.4          | 100.1        | 90.2               | 101.8  | 102.1            | 107.7                    | 98.3                         | 2013                 |
| 98.4               | 98.2          | 101.3        | 94.5               | 98.9   | 101.9            | 105.7                    | 99.3                         | 2014                 |
| 100.0              | 100.0         | 100.0        | 100.0              | 100.0  | 100.0            | 100.0                    | 100.0                        | 2015                 |
| 104.8              | 105.3         | 102.5        | 109.3              | 95.7   | 98.7             | 91.7                     | 105.0                        | 2016                 |
| 108.7              | 109.5         | 102.4        | 118.2              | 99.0   | 97.2             | 87.8                     | 105.4                        | 2017                 |
| 112.0              | 114.4         | 93.0         | 120.4              | 100.9  | 97.4             | 86.8                     | 106.4                        | 2018                 |
| 113.4              | 116.4         | 90.3         | 119.3              | 99.7   | 96.9             | 85.2                     | 106.7                        | 2019                 |
| 108.4              | 109.2         | 100.6        | 128.8              | 95.8   | 97.7             | 91.4                     | 103.4                        | 7. 2017              |
| 107.3              | 108.5         | 97.8         | 121.3              | 92.8   | 91.7             | 76.9                     | 104.4                        | 8                    |
| 114.3              | 115.3         | 111.2        | 109.4              | 100.9  | 106.5            | 94.6                     | 116.9                        | 9                    |
| 108.4              | 110.3         | 93.1         | 124.3              | 93.4   | 89.3             | 78.7                     | 98.5                         | 10                   |
| 114.0              | 114.4         | 110.9        | 117.9              | 107.5  | 103.4            | 96.6                     | 109.6                        | 11                   |
| 110.6              | 111.3         | 104.3        | 121.3              | 104.0  | 93.0             | 76.4                     | 107.3                        | 12                   |
| 107.7              | 109.6         | 89.8         | 121.6              | 107.1  | 99.5             | 82.3                     | 113.2                        | 1. 2018              |
| 95.6               | 98.0          | 74.4         | 109.4              | 90.9   | 85.0             | 73.8                     | 94.3                         | 2                    |
| 111.9              | 114.2         | 94.3         | 109.3              | 108.3  | 100.7            | 93.1                     | 107.7                        | 3                    |
| 111.5              | 113.5         | 96.3         | 116.5              | 103.0  | 98.2             | 89.2                     | 106.2                        | 4                    |
| 112.8              | 114.4         | 98.9         | 128.2              | 105.7  | 99.9             | 91.3                     | 107.7                        | 5                    |
| 115.0              | 117.3         | 98.1         | 123.3              | 100.4  | 95.2             | 86.8                     | 102.7                        | 6                    |
| 116.0              | 118.9         | 93.1         | 131.5              | 97.5   | 95.7             | 82.8                     | 106.4                        | 7                    |
| 112.9              | 116.4         | 85.6         | 125.6              | 93.9   | 95.7             | 81.9                     | 107.1                        | 8                    |
| 111.2              | 114.6         | 85.9         | 117.4              | 95.0   | 92.3             | 78.5                     | 103.6                        | 9                    |
| 120.9              | 123.5         | 102.8        | 122.3              | 104.9  | 105.9            | 96.6                     | 114.2                        | 10                   |
| 116.1              | 117.8         | 104.0        | 119.4              | 103.7  | 103.3            | 96.4                     | 109.8                        | 11                   |
| 112.1              | 114.5         | 93.1         | 120.7              | 100.7  | 96.9             | 88.8                     | 104.2                        | 12                   |
| 109.5              | 112.0         | 86.3         | 123.0              | 108.1  | 99.9             | 84.7                     | 112.0                        | 1. 2019              |
| 94.4               | 97.1          | 69.5         | 112.9              | 92.9   | 81.8             | 72.7                     | 89.6                         | 2                    |
| 110.6              | 112.6         | 92.7         | 119.6              | 106.1  | 99.1             | 89.1                     | 107.8                        | 3                    |
| 111.9              | 113.6         | 96.5         | 126.1              | 105.0  | 102.2            | 93.3                     | 110.4                        | 4                    |
| 115.0              | 117.3         | 97.8         | 117.6              | 103.2  | 101.0            | 92.0                     | 109.3                        | 5                    |
| 113.4              | 116.2         | 93.4         | 115.5              | 95.3   | 94.3             | 86.2                     | 101.7                        | 6                    |
| 118.7              | 122.3         | 93.2         | 123.2              | 97.4   | 99.8             | 89.3                     | 108.9                        | 7                    |
| 111.9              | 115.5         | 84.8         | 128.3              | 89.9   | 91.0             | 75.0                     | 103.4                        | 8                    |
| 113.4              | 117.8         | 80.6         | 116.0              | 93.0   | 92.1             | 75.5                     | 104.9                        | 9                    |
| 121.0              | 124.5         | 97.6         | 113.0              | 101.3  | 102.9            | 91.1                     | 112.8                        | 10                   |
| 120.0              | 123.3         | 97.7         | 116.2              | 101.0  | 99.6             | 86.8                     | 110.1                        | 11                   |
| 121.1              | 124.9         | 93.5         | 120.6              | 103.6  | 99.5             | 86.8                     | 110.0                        | 12                   |
| 110.2              | 114.5         | 75.3         | 120.0              | 102.0  | 90.1             | 68.2                     | 106.3                        | 1. 2020              |
| 107.9              | 111.7         | 77.6         | 110.4              | 101.1  | 84.2             | 63.1                     | 99.7                         | 2                    |
| 122.3              | 126.4         | 91.7         | 120.2              | 108.0  | 99.8             | 91.4                     | 107.6                        | 3                    |
| 106.3              | 107.9         | 92.9         | 105.3              | 101.6  | 92.8             | 78.7                     | 104.0                        | 4                    |

Note: 1) Recent two month data are preliminary.

2) Weights are applied only to the indices for 2020. In other words, weights can't be applied to the indices prior to 2019.

Source: Statistics Korea.

## 7.

1)

2015=100

|       |    | Capital<br>goods | Manufacturing<br>equipment | Electricity | Broadcast<br>communication | Transportation<br>equipment | Agriculture | Construction | Office | Others |
|-------|----|------------------|----------------------------|-------------|----------------------------|-----------------------------|-------------|--------------|--------|--------|
| 가     | 2) | 1,226.0          | 430.2                      | 177.7       | 55.0                       | 267.6                       | 18.1        | 67.0         | 36.9   | 173.5  |
| 2013  |    | 108.2            | 96.2                       | 101.4       | 116.4                      | 101.7                       | 96.5        | 132.0        | 110.3  | 138.8  |
| 2014  |    | 105.2            | 101.0                      | 100.8       | 115.2                      | 95.1                        | 104.7       | 123.2        | 122.2  | 122.5  |
| 2015  |    | 100.0            | 100.0                      | 100.0       | 100.0                      | 100.0                       | 100.0       | 100.0        | 100.0  | 100.0  |
| 2016  |    | 97.9             | 103.4                      | 105.5       | 97.3                       | 89.5                        | 96.8        | 93.5         | 101.9  | 100.6  |
| 2017  |    | 98.3             | 125.9                      | 103.9       | 103.7                      | 67.8                        | 95.5        | 120.0        | 94.6   | 106.6  |
| 2018  |    | 94.1             | 119.8                      | 100.4       | 104.1                      | 62.0                        | 94.4        | 125.0        | 89.3   | 107.1  |
| 2019  |    | 89.8             | 101.9                      | 91.2        | 103.4                      | 69.5                        | 114.3       | 86.4         | 83.4   | 114.5  |
| 2017. | 7  | 97.5             | 124.0                      | 100.2       | 101.0                      | 67.8                        | 87.0        | 117.0        | 99.9   | 110.5  |
|       | 8  | 87.3             | 119.5                      | 101.3       | 89.2                       | 50.4                        | 97.7        | 102.6        | 75.1   | 98.3   |
|       | 9  | 98.3             | 125.1                      | 110.5       | 92.4                       | 65.9                        | 95.2        | 122.3        | 83.8   | 111.9  |
|       | 10 | 83.2             | 103.7                      | 99.5        | 75.8                       | 54.5                        | 83.4        | 106.4        | 76.1   | 95.3   |
|       | 11 | 97.4             | 123.8                      | 109.5       | 87.3                       | 66.2                        | 79.7        | 131.1        | 76.8   | 110.1  |
|       | 12 | 104.1            | 142.0                      | 121.3       | 124.7                      | 61.1                        | 106.1       | 113.1        | 96.0   | 112.8  |
| 2018. | 1  | 93.7             | 120.9                      | 94.3        | 88.8                       | 64.1                        | 91.2        | 146.6        | 80.8   | 102.7  |
|       | 2  | 83.9             | 111.3                      | 91.0        | 73.7                       | 51.9                        | 89.6        | 134.4        | 81.5   | 92.3   |
|       | 3  | 103.4            | 140.1                      | 110.0       | 103.9                      | 61.1                        | 119.7       | 152.9        | 100.9  | 115.6  |
|       | 4  | 98.6             | 123.6                      | 105.2       | 110.4                      | 64.2                        | 104.4       | 154.0        | 91.3   | 111.3  |
|       | 5  | 98.7             | 128.6                      | 104.4       | 114.7                      | 61.9                        | 120.6       | 138.4        | 79.0   | 112.3  |
|       | 6  | 100.2            | 131.1                      | 100.8       | 127.6                      | 63.7                        | 116.4       | 129.3        | 93.5   | 113.3  |
|       | 7  | 94.5             | 117.9                      | 103.3       | 119.9                      | 62.2                        | 94.4        | 122.0        | 90.4   | 106.0  |
|       | 8  | 86.3             | 111.4                      | 93.1        | 102.3                      | 55.3                        | 72.6        | 106.0        | 90.4   | 97.3   |
|       | 9  | 85.7             | 110.2                      | 92.5        | 102.8                      | 56.1                        | 89.2        | 99.9         | 85.4   | 95.1   |
|       | 10 | 91.3             | 109.1                      | 98.5        | 96.5                       | 65.5                        | 89.8        | 117.1        | 83.2   | 106.6  |
|       | 11 | 92.3             | 105.9                      | 105.8       | 101.4                      | 67.5                        | 63.8        | 104.5        | 88.2   | 112.1  |
|       | 12 | 101.0            | 126.9                      | 106.2       | 107.6                      | 70.7                        | 81.3        | 95.0         | 107.3  | 120.9  |
| 2019. | 1  | 86.0             | 90.0                       | 82.1        | 74.2                       | 73.1                        | 98.7        | 114.6        | 78.1   | 113.3  |
|       | 2  | 74.5             | 81.3                       | 77.3        | 76.7                       | 53.7                        | 104.3       | 104.3        | 75.5   | 100.2  |
|       | 3  | 93.6             | 104.8                      | 87.4        | 97.6                       | 69.2                        | 141.5       | 110.7        | 103.5  | 128.8  |
|       | 4  | 93.2             | 99.5                       | 86.9        | 115.8                      | 75.2                        | 122.8       | 110.2        | 80.4   | 124.2  |
|       | 5  | 93.0             | 102.0                      | 94.5        | 112.5                      | 72.8                        | 119.6       | 103.3        | 75.1   | 120.0  |
|       | 6  | 95.5             | 109.0                      | 97.7        | 119.0                      | 72.2                        | 130.0       | 93.3         | 97.8   | 117.2  |
|       | 7  | 88.9             | 97.7                       | 87.5        | 89.0                       | 75.4                        | 124.9       | 78.7         | 79.2   | 111.6  |
|       | 8  | 81.1             | 90.7                       | 87.0        | 102.8                      | 61.7                        | 136.9       | 61.2         | 75.7   | 101.9  |
|       | 9  | 84.5             | 100.0                      | 89.2        | 97.3                       | 63.8                        | 117.4       | 61.9         | 78.3   | 104.1  |
|       | 10 | 90.4             | 98.6                       | 93.6        | 140.9                      | 71.6                        | 125.2       | 65.5         | 88.0   | 110.2  |
|       | 11 | 91.1             | 103.4                      | 98.5        | 115.7                      | 70.9                        | 80.9        | 66.5         | 75.1   | 118.2  |
|       | 12 | 106.2            | 145.6                      | 113.2       | 99.2                       | 73.9                        | 69.0        | 66.2         | 93.7   | 124.3  |
| 2020. | 1  | 79.6             | 89.7                       | 67.6        | 86.0                       | 65.2                        | 119.7       | 99.0         | 68.1   | 100.7  |
|       | 2  | 83.4             | 97.6                       | 74.7        | 73.7                       | 64.2                        | 145.2       | 98.2         | 77.2   | 106.3  |
|       | 3  | 96.3             | 118.8                      | 88.7        | 83.4                       | 71.7                        | 149.9       | 98.5         | 81.3   | 120.8  |
|       | 4  | 92.5             | 119.2                      | 82.0        | 75.8                       | 68.0                        | 131.0       | 84.1         | 81.6   | 115.6  |

: 1) 2

2) 가 2020 가 , 2018

:

7. Manufacturing Shipment Index by Goods <sup>1)</sup>

2015=100

| Intermediate goods | Manufacturing | Construction | Fuel & electricity | Others | Consumers' goods | Durable consumers' goods | Non-durable consumers' goods | Weight <sup>2)</sup> |
|--------------------|---------------|--------------|--------------------|--------|------------------|--------------------------|------------------------------|----------------------|
|                    |               |              |                    |        |                  |                          |                              |                      |
| 6,334.3            | 5,157.5       | 597.1        | 414.5              | 165.2  | 1,922.0          | 846.3                    | 1,075.7                      |                      |
| Original index     |               |              |                    |        |                  |                          |                              |                      |
| 97.0               | 96.9          | 99.5         | 91.7               | 102.3  | 104.2            | 111.7                    | 97.5                         | 2013                 |
| 98.0               | 98.0          | 100.5        | 94.6               | 98.9   | 102.6            | 107.3                    | 98.4                         | 2014                 |
| 100.0              | 100.0         | 100.0        | 100.0              | 100.0  | 100.0            | 100.0                    | 100.0                        | 2015                 |
| 103.9              | 104.4         | 101.7        | 105.2              | 97.7   | 97.0             | 90.8                     | 104.0                        | 2016                 |
| 106.3              | 107.2         | 100.0        | 109.8              | 99.8   | 95.0             | 86.2                     | 104.9                        | 2017                 |
| 107.3              | 109.4         | 90.8         | 112.4              | 102.1  | 94.3             | 84.2                     | 105.7                        | 2018                 |
| 107.6              | 110.4         | 87.7         | 109.9              | 102.5  | 93.5             | 82.1                     | 106.1                        | 2019                 |
| 105.8              | 106.4         | 98.1         | 117.5              | 96.9   | 93.9             | 86.7                     | 102.1                        | 7. 2017              |
| 105.2              | 106.6         | 95.4         | 109.2              | 96.9   | 90.3             | 78.0                     | 104.3                        | 8                    |
| 113.1              | 114.2         | 110.0        | 108.5              | 100.7  | 104.6            | 93.5                     | 117.2                        | 9                    |
| 103.6              | 105.4         | 89.5         | 111.9              | 92.5   | 88.7             | 79.9                     | 98.7                         | 10                   |
| 112.8              | 113.7         | 108.0        | 116.2              | 101.0  | 100.9            | 95.1                     | 107.6                        | 11                   |
| 105.2              | 105.5         | 101.4        | 114.2              | 96.6   | 94.7             | 83.7                     | 107.2                        | 12                   |
| 105.0              | 107.0         | 84.8         | 115.5              | 104.6  | 91.2             | 73.7                     | 110.2                        | 1. 2018              |
| 92.7               | 94.8          | 72.1         | 101.1              | 98.4   | 82.6             | 70.8                     | 95.6                         | 2                    |
| 108.0              | 110.2         | 92.7         | 102.2              | 114.3  | 98.8             | 91.9                     | 106.8                        | 3                    |
| 105.5              | 107.1         | 93.9         | 105.8              | 104.2  | 93.6             | 84.3                     | 104.2                        | 4                    |
| 110.1              | 111.2         | 98.1         | 119.4              | 108.7  | 96.4             | 88.9                     | 104.9                        | 5                    |
| 110.1              | 112.0         | 98.2         | 111.4              | 101.0  | 92.9             | 86.8                     | 100.1                        | 6                    |
| 107.3              | 109.0         | 91.0         | 119.1              | 100.5  | 93.5             | 84.6                     | 103.7                        | 7                    |
| 108.7              | 112.1         | 82.8         | 117.5              | 96.8   | 92.4             | 80.4                     | 105.9                        | 8                    |
| 107.9              | 111.4         | 83.3         | 111.8              | 96.0   | 91.9             | 78.0                     | 107.2                        | 9                    |
| 116.5              | 119.1         | 101.0        | 114.6              | 105.0  | 101.9            | 93.8                     | 111.2                        | 10                   |
| 111.1              | 112.7         | 101.3        | 114.0              | 97.2   | 99.7             | 90.7                     | 110.0                        | 11                   |
| 104.8              | 106.2         | 90.6         | 116.4              | 98.9   | 96.8             | 86.8                     | 108.2                        | 12                   |
| 104.1              | 106.0         | 81.2         | 119.3              | 108.0  | 96.8             | 78.3                     | 116.4                        | 1. 2019              |
| 91.6               | 93.7          | 69.5         | 100.8              | 97.0   | 81.5             | 71.9                     | 92.2                         | 2                    |
| 109.2              | 112.1         | 89.5         | 107.7              | 108.9  | 96.6             | 88.3                     | 106.4                        | 3                    |
| 106.0              | 107.0         | 93.1         | 115.7              | 108.7  | 96.1             | 87.4                     | 106.0                        | 4                    |
| 109.0              | 111.2         | 95.2         | 105.7              | 108.8  | 96.1             | 89.1                     | 104.5                        | 5                    |
| 107.3              | 110.0         | 91.6         | 105.4              | 97.7   | 91.9             | 85.4                     | 99.8                         | 6                    |
| 111.1              | 114.2         | 90.7         | 112.0              | 102.5  | 92.3             | 79.6                     | 106.2                        | 7                    |
| 107.6              | 111.0         | 81.9         | 115.2              | 98.4   | 92.1             | 79.7                     | 105.7                        | 8                    |
| 109.0              | 114.4         | 77.6         | 102.0              | 95.7   | 89.0             | 73.5                     | 105.6                        | 9                    |
| 113.8              | 117.1         | 95.3         | 110.2              | 102.9  | 97.4             | 86.9                     | 109.2                        | 10                   |
| 110.1              | 112.6         | 95.1         | 110.7              | 99.0   | 95.4             | 83.9                     | 108.2                        | 11                   |
| 112.0              | 115.1         | 91.6         | 113.8              | 101.9  | 96.9             | 81.7                     | 113.2                        | 12                   |
| 99.2               | 102.8         | 70.9         | 104.3              | 100.0  | 83.7             | 61.1                     | 107.7                        | 1. 2020              |
| 98.6               | 101.0         | 73.0         | 108.7              | 109.3  | 79.6             | 61.8                     | 98.6                         | 2                    |
| 115.6              | 119.1         | 89.4         | 118.0              | 117.3  | 93.9             | 85.3                     | 103.6                        | 3                    |
| 98.4               | 98.2          | 90.9         | 109.7              | 106.8  | 84.8             | 70.0                     | 100.8                        | 4                    |

Note: 1) Recent two month data are preliminary.

2) Weights are applied only to the indices for 2020. In other words, weights can't be applied to the indices prior to 2019.

Source: Statistics Korea.



8. 가 <sup>1)</sup>

2015=100

|       |               | Manufacturing | Food products | Beverages | Tobacco products | Textiles, except apparel | 가 가<br>Tanning and dressing of leather, luggage and footwear | Wood products of wood and cork; except furniture | Pulp, paper & paper products | Coke, hard-coal and lignite fuel briquettes and refined petroleum products | Chemicals and chemical products (except pharmaceuticals, medicinal chemicals) | Rubber & plastic products |
|-------|---------------|---------------|---------------|-----------|------------------|--------------------------|--|--|------------------------------|--|---|---------------------------|
| 가     | <sup>2)</sup> | 10,000.0      | 551.8         | 149.4     | 64.9             | 148.8                    | 31.8   | 37.4   | 173.0                        | 212.3  | 960.8   | 526.6                     |
| 2013  |               | 103.0         | 102.3         | 98.9      | 107.5            | 103.6                    | 110.1  | 94.8   | 101.2                        | 97.4   | 100.9   | 101.4                     |
| 2014  |               | 102.0         | 100.3         | 99.5      | 112.6            | 102.0                    | 98.3   | 96.1   | 100.3                        | 98.1   | 100.1   | 100.4                     |
| 2015  |               | 100.0         | 100.0         | 100.0     | 100.0            | 100.0                    | 100.0  | 100.0  | 100.0                        | 100.0  | 100.0   | 100.0                     |
| 2016  |               | 99.0          | 102.0         | 102.5     | 112.4            | 97.2                     | 97.6   | 100.5  | 100.7                        | 104.4  | 102.0   | 99.9                      |
| 2017  |               | 98.4          | 102.7         | 103.8     | 116.3            | 93.8                     | 84.2   | 103.8  | 99.7                         | 107.3  | 103.2   | 99.2                      |
| 2018  |               | 98.8          | 101.4         | 101.9     | 98.5             | 92.8                     | 90.1   | 97.5   | 100.1                        | 108.8  | 100.9   | 96.3                      |
| 2019  |               | 98.5          | 101.7         | 101.1     | 100.8            | 91.2                     | 93.7   | 91.0   | 97.2                         | 105.9  | 96.7  | 94.4                      |
| 2019. | 1             | 96.8          | 109.8         | 105.0     | 94.1             | 90.1                     | 86.8   | 94.2   | 104.7                        | 112.7  | 104.6   | 97.5                      |
|       | 2             | 82.4          | 84.9          | 84.8      | 78.6             | 75.6                     | 78.5   | 81.3   | 85.3                         | 102.6  | 90.3  | 80.4                      |
|       | 3             | 98.3          | 100.3         | 100.4     | 108.0            | 94.1                     | 97.8   | 98.9   | 99.6                         | 103.9  | 99.0  | 98.1                      |
|       | 4             | 100.1         | 103.7         | 105.5     | 111.7            | 97.7                     | 104.7  | 94.6   | 97.2                         | 107.3  | 95.5  | 100.6                     |
|       | 5             | 101.8         | 103.9         | 113.9     | 111.0            | 98.5                     | 94.9   | 91.9   | 99.0                         | 102.4  | 97.1  | 100.7                     |
|       | 6             | 98.9          | 97.2          | 107.3     | 108.6            | 91.9                     | 81.8   | 85.5   | 94.8                         | 101.9  | 91.5  | 96.4                      |
|       | 7             | 103.6         | 104.9         | 111.0     | 120.7            | 96.3                     | 100.1  | 92.6   | 100.1                        | 107.9  | 101.2   | 99.9                      |
|       | 8             | 96.2          | 100.7         | 106.3     | 97.6             | 84.6                     | 100.3  | 84.4   | 95.5                         | 109.3  | 96.3  | 86.9                      |
|       | 9             | 96.9          | 97.5          | 98.1      | 96.2             | 86.0                     | 100.7  | 81.7   | 91.2                         | 104.0  | 95.0  | 88.3                      |
|       | 10            | 103.7         | 107.0         | 101.8     | 94.4             | 97.5                     | 101.2  | 95.2   | 100.1                        | 101.2  | 95.6  | 98.5                      |
|       | 11            | 100.8         | 104.5         | 90.4      | 103.1            | 91.6                     | 89.7   | 95.8   | 99.1                         | 105.4  | 94.8  | 95.0                      |
|       | 12            | 102.7         | 105.5         | 88.7      | 85.5             | 90.9                     | 87.7   | 95.6   | 99.2                         | 112.6  | 99.1  | 90.6                      |
| 2020. | 1             | 91.6          | 103.2         | 94.4      | 95.6             | 81.4                     | 95.4   | 87.3   | 95.4                         | 109.5  | 98.7  | 86.5                      |
|       | 2             | 90.2          | 96.3          | 87.2      | 104.9            | 83.7                     | 96.3   | 90.7   | 93.9                         | 100.8  | 95.1  | 85.8                      |
|       | 3             | 103.2         | 106.7         | 89.8      | 107.2            | 93.7                     | 99.5   | 99.7   | 101.5                        | 108.0  | 100.4   | 96.6                      |
|       | 4             | 91.6          | 103.5         | 96.8      | 92.6             | 72.9                     | 92.1   | 93.9   | 93.7                         | 93.3   | 93.0  | 84.1                      |
| 2019. | 1             | 98.1          | 103.4         | 107.2     | 93.0             | 92.5                     | 82.2   | 96.5   | 99.3                         | 107.3  | 99.6  | 96.6                      |
|       | 2             | 95.3          | 98.5          | 104.1     | 95.5             | 88.7                     | 84.7   | 94.6   | 96.9                         | 106.5  | 97.7  | 93.2                      |
|       | 3             | 96.3          | 100.0         | 103.7     | 103.3            | 90.1                     | 94.9   | 97.1   | 96.9                         | 103.1  | 96.7  | 95.0                      |
|       | 4             | 97.3          | 102.7         | 103.9     | 105.1            | 91.8                     | 95.2   | 92.2   | 96.2                         | 115.0  | 95.6  | 96.5                      |
|       | 5             | 97.2          | 100.4         | 103.4     | 105.5            | 90.5                     | 96.5   | 87.6   | 96.2                         | 102.7  | 94.1  | 95.5                      |
|       | 6             | 97.0          | 98.9          | 99.2      | 104.2            | 90.6                     | 87.5   | 84.2   | 97.4                         | 105.3  | 93.1  | 94.7                      |
|       | 7             | 100.1         | 103.9         | 99.8      | 106.5            | 94.6                     | 96.8   | 89.4   | 97.9                         | 106.3  | 98.3  | 96.3                      |
|       | 8             | 99.4          | 98.2          | 96.7      | 101.0            | 89.2                     | 96.2   | 86.6   | 96.8                         | 109.8  | 95.6  | 89.8                      |
|       | 9             | 101.2         | 100.7         | 99.2      | 100.3            | 93.2                     | 104.1  | 87.0   | 95.3                         | 107.5  | 97.2  | 93.9                      |
|       | 10            | 99.6          | 102.0         | 98.2      | 97.4             | 90.9                     | 96.4   | 89.5   | 95.3                         | 101.4  | 96.3  | 92.6                      |
|       | 11            | 98.1          | 103.2         | 96.8      | 97.6             | 89.1                     | 94.2   | 90.9   | 96.8                         | 103.9  | 96.2  | 92.5                      |
|       | 12            | 100.9         | 105.4         | 100.2     | 97.0             | 91.5                     | 91.2   | 94.7   | 98.6                         | 107.1  | 98.4  | 93.9                      |
| 2020. | 1             | 101.1         | 104.3         | 105.3     | 109.5            | 92.4                     | 104.6  | 100.2  | 98.0                         | 103.5  | 98.4  | 95.0                      |
|       | 2             | 95.0          | 102.0         | 95.7      | 106.1            | 87.3                     | 88.4   | 92.9   | 96.8                         | 105.4  | 97.3  | 88.0                      |
|       | 3             | 99.8          | 104.3         | 90.8      | 98.9             | 88.1                     | 95.3   | 96.0   | 97.2                         | 107.2  | 97.1  | 91.9                      |
|       | 4             | 92.1          | 106.5         | 99.8      | 93.2             | 71.4                     | 86.6   | 95.2   | 95.6                         | 100.3  | 95.0  | 83.8                      |

: 1) 2

2) 가 2020 가 , 2018

:

8. Manufacturing Operation Ratio Index <sup>1)</sup>

2015=100

| Other non-metallic mineral products | Basic metal products | Fabricated metal products | Electronic components, computer, radio, television & communication equipment | Medical, precision & optical instruments, watches | Electrical equipment | Other machinery and equipment | Motor vehicles, trailers and semitrailers | Other transport equipment | Furniture | Other manufacturing | Weight <sup>2)</sup> |
|-------------------------------------|----------------------|---------------------------|--|---|----------------------|-------------------------------|---|---------------------------|-----------|---------------------|----------------------|
| 282.3                               | 681.8                | 604.0                     | 2,465.9  | 212.9   | 504.8                | 927.2                         | 1,055.1                                   | 297.5                     | 63.6      | 48.1                | Original index       |
| 102.0                               | 99.4                 | 102.8                     | 111.0  | 116.6   | 99.0                 | 109.3                         | 97.1                                      | 104.0                     | 93.8      | 99.2                | 2013                 |
| 95.7                                | 101.8                | 102.8                     | 109.2  | 102.1   | 99.0                 | 106.8                         | 98.5                                      | 98.8                      | 100.8     | 97.7                | 2014                 |
| 100.0                               | 100.0                | 100.0                     | 100.0  | 100.0   | 100.0                | 100.0                         | 100.0                                     | 100.0                     | 100.0     | 100.0               | 2015                 |
| 105.7                               | 101.5                | 102.6                     | 97.6   | 96.6  | 102.7                | 96.9                          | 93.8                                      | 91.3                      | 101.0     | 100.7               | 2016                 |
| 106.0                               | 102.4                | 102.9                     | 97.8   | 99.2  | 104.0                | 102.0                         | 87.7                                      | 74.0                      | 123.9     | 99.3                | 2017                 |
| 109.7                               | 99.7                 | 100.7                     | 101.7  | 103.5   | 102.2                | 101.2                         | 89.6                                      | 75.2                      | 121.4     | 96.8                | 2018                 |
| 107.4                               | 97.6                 | 100.9                     | 98.0   | 100.4   | 103.5                | 102.2                         | 92.9                                      | 100.7                     | 109.6     | 98.6                | 2019                 |
| 98.3                                | 103.7                | 104.9                     | 84.7   | 101.4   | 99.7                 | 95.8                          | 95.5                                      | 98.4                      | 116.7     | 91.4                | 1. 2019              |
| 79.2                                | 88.5                 | 83.3                      | 78.7   | 82.6  | 85.7                 | 84.8                          | 75.7                                      | 76.3                      | 105.0     | 78.0                | 2                    |
| 106.7                               | 101.7                | 101.7                     | 89.9   | 102.9   | 103.4                | 108.1                         | 96.4                                      | 96.0                      | 120.5     | 107.7               | 3                    |
| 114.4                               | 99.9                 | 104.6                     | 91.2   | 104.3   | 104.1                | 109.9                         | 101.6                                     | 102.5                     | 113.3     | 115.8               | 4                    |
| 118.1                               | 101.5                | 104.6                     | 97.6   | 102.4   | 104.7                | 109.2                         | 101.3                                     | 101.4                     | 105.3     | 109.1               | 5                    |
| 114.1                               | 97.6                 | 97.6                      | 102.1  | 96.1  | 102.2                | 106.0                         | 93.2                                      | 99.4                      | 98.8      | 99.4                | 6                    |
| 112.0                               | 101.1                | 105.4                     | 103.8  | 109.8   | 105.8                | 105.1                         | 100.9                                     | 106.2                     | 103.7     | 102.0               | 7                    |
| 106.7                               | 93.5                 | 94.9                      | 107.0  | 92.7  | 98.3                 | 93.2                          | 77.7                                      | 93.5                      | 101.1     | 91.6                | 8                    |
| 97.3                                | 91.8                 | 94.8                      | 107.5  | 93.0  | 101.9                | 97.2                          | 83.5                                      | 100.8                     | 96.7      | 91.4                | 9                    |
| 114.7                               | 98.6                 | 108.6                     | 108.0  | 109.3   | 111.5                | 101.3                         | 99.2                                      | 109.5                     | 111.9     | 99.3                | 10                   |
| 115.3                               | 96.7                 | 105.9                     | 103.0  | 104.6   | 109.0                | 100.1                         | 95.4                                      | 108.1                     | 115.4     | 97.3                | 11                   |
| 111.4                               | 97.0                 | 104.1                     | 102.3  | 106.0   | 115.3                | 115.6                         | 94.3                                      | 116.0                     | 126.4     | 99.9                | 12                   |
| 82.3                                | 94.4                 | 93.5                      | 91.7   | 92.4  | 92.0                 | 89.1                          | 77.7                                      | 103.8                     | 105.7     | 77.5                | 1. 2020              |
| 83.5                                | 94.7                 | 92.8                      | 91.2   | 101.5   | 92.2                 | 93.2                          | 67.2                                      | 108.3                     | 113.3     | 91.2                | 2                    |
| 105.4                               | 99.2                 | 101.9                     | 104.0  | 110.1   | 106.7                | 109.5                         | 102.3                                     | 106.6                     | 116.8     | 101.0               | 3                    |
| 106.2                               | 92.9                 | 94.6                      | 87.0   | 95.6  | 97.7                 | 96.2                          | 83.0                                      | 105.9                     | 106.6     | 92.3                | 4                    |
| Seasonally adjusted index           |                      |                           |  |   |                      |                               |   |                           |           |                     |                      |
| 118.5                               | 101.0                | 105.1                     | 92.2   | 103.4   | 102.0                | 99.1                          | 95.1                                      | 91.8                      | 117.7     | 93.6                | 1. 2019              |
| 108.1                               | 98.3                 | 99.4                      | 90.5   | 99.9  | 99.7                 | 97.5                          | 92.7                                      | 87.8                      | 111.8     | 90.9                | 2                    |
| 105.6                               | 99.3                 | 101.0                     | 90.6   | 103.0   | 101.9                | 101.1                         | 91.4                                      | 94.8                      | 112.5     | 99.9                | 3                    |
| 106.7                               | 98.5                 | 101.1                     | 92.3   | 100.4   | 103.3                | 103.7                         | 91.0                                      | 97.6                      | 109.7     | 99.2                | 4                    |
| 105.2                               | 97.6                 | 98.9                      | 97.8   | 98.1  | 100.7                | 99.5                          | 91.8                                      | 94.8                      | 106.1     | 96.7                | 5                    |
| 105.4                               | 97.3                 | 97.4                      | 98.9   | 96.3  | 102.6                | 99.3                          | 90.3                                      | 96.9                      | 104.1     | 98.3                | 6                    |
| 110.7                               | 99.0                 | 102.8                     | 99.7   | 103.8   | 104.5                | 101.8                         | 94.6                                      | 102.3                     | 107.6     | 102.1               | 7                    |
| 108.3                               | 95.4                 | 99.5                      | 103.7  | 94.8  | 102.5                | 103.0                         | 94.9                                      | 105.6                     | 106.2     | 100.5               | 8                    |
| 102.4                               | 96.9                 | 101.3                     | 104.1  | 96.0  | 104.4                | 106.3                         | 98.4                                      | 109.4                     | 108.0     | 104.7               | 9                    |
| 104.4                               | 95.6                 | 101.2                     | 102.1  | 102.7   | 105.1                | 103.9                         | 93.1                                      | 108.8                     | 108.0     | 97.2                | 10                   |
| 104.0                               | 96.1                 | 98.6                      | 101.0  | 98.8  | 101.4                | 101.4                         | 87.7                                      | 106.0                     | 108.5     | 92.5                | 11                   |
| 107.6                               | 96.0                 | 102.9                     | 102.3  | 102.5   | 111.2                | 108.5                         | 89.4                                      | 110.5                     | 113.5     | 103.3               | 12                   |
| 105.7                               | 97.8                 | 104.2                     | 104.0  | 104.3   | 103.5                | 102.3                         | 93.9                                      | 108.9                     | 116.3     | 87.6                | 1. 2020              |
| 105.2                               | 98.3                 | 96.8                      | 101.4  | 108.5   | 95.4                 | 95.1                          | 65.3                                      | 109.5                     | 107.9     | 93.9                | 2                    |
| 102.5                               | 96.4                 | 98.6                      | 104.8  | 107.3   | 102.7                | 100.4                         | 93.2                                      | 103.8                     | 106.5     | 90.8                | 3                    |
| 102.0                               | 92.6                 | 96.1                      | 88.4   | 98.1  | 101.7                | 94.4                          | 80.5                                      | 103.7                     | 108.1     | 84.1                | 4                    |

Note: 1) Recent two month data are preliminary.

2) Weights are applied only to the indices for 2020. In other words, weights can't be applied to the indices prior to 2019.

Source: Statistics Korea.

## 9.

1)

2015=100

|         |                    |                  |           |                     |                                | 가 가   |  |                                       |   |   |                                 |
|---------|--------------------|------------------|-----------|---------------------|--------------------------------|---|--|---------------------------------------|---|---|---------------------------------|
|         | Manufac-<br>turing | Food<br>products | Beverages | Tobacco<br>products | Textiles,<br>except<br>apparel | Tanning and<br>dressing of<br>leather,<br>luggage and<br>footwear | Wood<br>products of<br>wood and<br>cork; except<br>furniture | Pulp,<br>paper &<br>paper<br>products | Coke,<br>hard-coal<br>and lignite<br>fuel<br>briquettes<br>and refined<br>petroleum<br>products | Chemicals<br>and<br>chemical<br>products<br>(except<br>pharmaceuti-<br>cals,<br>medicinal<br>chemicals) | Rubber &<br>plastic<br>products |
| 가 2)    | 10,000.0           | 536.5            | 146.8     | 62.9                | 158.4                          | 37.8  | 36.9   | 155.6                                 | 181.4   | 848.5   | 531.0                           |
| 2013    | 97.5               | 96.5             | 97.7      | 93.0                | 102.7                          | 101.2   | 101.0  | 98.0                                  | 91.7  | 96.7  | 96.6                            |
| 2014    | 99.1               | 99.0             | 98.9      | 95.5                | 100.9                          | 103.6   | 99.7   | 99.2                                  | 96.1  | 98.2  | 98.7                            |
| 2015    | 100.0              | 100.0            | 100.0     | 100.0               | 100.0                          | 100.0   | 100.0  | 100.0                                 | 100.0   | 100.0   | 100.0                           |
| 2016    | 102.0              | 101.2            | 100.6     | 100.5               | 101.4                          | 97.6  | 100.4  | 98.6                                  | 102.5   | 101.5   | 101.0                           |
| 2017    | 103.1              | 100.6            | 100.9     | 105.9               | 101.0                          | 96.2  | 103.6  | 97.4                                  | 106.0   | 105.3   | 101.0                           |
| 2018    | 103.0              | 103.4            | 102.1     | 113.0               | 96.4                           | 85.7  | 100.8  | 96.6                                  | 106.3   | 107.5   | 98.1                            |
| 2019    | 102.9              | 106.1            | 100.8     | 120.2               | 92.9                           | 68.0  | 97.9   | 97.6                                  | 106.9   | 108.0   | 96.4                            |
| 2017. 7 | 103.0              | 99.4             | 100.5     | 107.6               | 101.2                          | 94.8  | 103.4  | 97.7                                  | 105.7   | 105.5   | 101.4                           |
| 8       | 103.2              | 100.0            | 101.7     | 107.6               | 100.4                          | 98.4  | 104.3  | 98.1                                  | 105.9   | 105.5   | 101.1                           |
| 9       | 103.8              | 100.8            | 101.7     | 107.6               | 101.1                          | 98.6  | 103.6  | 97.4                                  | 106.4   | 105.4   | 101.3                           |
| 10      | 104.0              | 101.0            | 101.6     | 110.1               | 101.0                          | 99.2  | 103.5  | 96.6                                  | 106.4   | 105.6   | 101.4                           |
| 11      | 104.2              | 102.2            | 101.5     | 110.1               | 100.4                          | 97.4  | 104.4  | 97.0                                  | 106.4   | 106.0   | 101.5                           |
| 12      | 104.0              | 102.2            | 101.5     | 110.1               | 101.2                          | 89.8  | 104.9  | 97.0                                  | 106.4   | 106.2   | 100.8                           |
| 2018. 1 | 102.3              | 103.1            | 101.9     | 110.1               | 99.9                           | 88.2  | 103.3  | 95.2                                  | 105.9   | 106.9   | 99.0                            |
| 2       | 102.3              | 103.2            | 102.7     | 111.0               | 98.4                           | 88.7  | 103.2  | 95.1                                  | 105.9   | 107.1   | 98.1                            |
| 3       | 102.0              | 103.2            | 102.1     | 111.0               | 97.8                           | 87.3  | 102.0  | 96.8                                  | 105.9   | 107.1   | 98.3                            |
| 4       | 102.2              | 103.3            | 100.7     | 111.0               | 97.8                           | 87.9  | 100.9  | 96.1                                  | 105.9   | 107.2   | 98.0                            |
| 5       | 102.2              | 103.5            | 101.2     | 111.0               | 97.1                           | 87.9  | 101.4  | 95.9                                  | 105.9   | 107.4   | 98.1                            |
| 6       | 102.7              | 103.3            | 102.6     | 111.0               | 96.5                           | 85.6  | 101.6  | 96.8                                  | 105.9   | 107.4   | 98.1                            |
| 7       | 103.2              | 102.5            | 103.6     | 111.0               | 97.0                           | 85.3  | 99.5   | 96.5                                  | 105.8   | 107.5   | 97.2                            |
| 8       | 103.3              | 102.7            | 102.7     | 111.0               | 95.7                           | 85.4  | 99.0   | 96.8                                  | 105.8   | 107.8   | 98.0                            |
| 9       | 103.7              | 103.2            | 102.3     | 117.2               | 95.7                           | 85.4  | 100.0  | 97.8                                  | 107.0   | 107.9   | 97.9                            |
| 10      | 103.9              | 103.4            | 101.8     | 117.2               | 94.2                           | 85.3  | 99.0   | 97.0                                  | 107.1   | 107.8   | 98.0                            |
| 11      | 104.1              | 104.6            | 102.0     | 117.2               | 93.7                           | 82.8  | 100.0  | 97.9                                  | 107.1   | 108.0   | 97.9                            |
| 12      | 103.9              | 104.5            | 101.9     | 117.2               | 93.3                           | 78.2  | 99.9   | 97.5                                  | 107.1   | 107.9   | 98.3                            |
| 2019. 1 | 103.0              | 105.7            | 100.5     | 118.3               | 94.8                           | 72.6  | 99.4   | 97.1                                  | 107.0   | 107.8   | 99.0                            |
| 2       | 102.6              | 105.6            | 100.0     | 118.3               | 93.6                           | 69.4  | 99.0   | 96.6                                  | 106.8   | 107.8   | 97.4                            |
| 3       | 102.7              | 105.9            | 99.9      | 118.3               | 93.5                           | 68.7  | 98.6   | 95.9                                  | 106.8   | 107.8   | 97.3                            |
| 4       | 102.1              | 105.4            | 101.4     | 118.3               | 92.7                           | 69.4  | 98.4   | 95.9                                  | 106.8   | 107.9   | 96.3                            |
| 5       | 102.2              | 106.1            | 101.7     | 118.3               | 92.7                           | 68.7  | 99.1   | 95.8                                  | 106.8   | 107.7   | 96.2                            |
| 6       | 102.3              | 106.3            | 100.6     | 118.3               | 92.5                           | 68.5  | 97.4   | 96.1                                  | 106.9   | 108.0   | 95.9                            |
| 7       | 102.6              | 106.3            | 100.7     | 122.0               | 92.6                           | 68.6  | 96.6   | 98.4                                  | 106.9   | 108.0   | 96.1                            |
| 8       | 102.3              | 106.9            | 100.7     | 122.0               | 92.5                           | 66.8  | 97.4   | 99.7                                  | 106.9   | 108.0   | 95.9                            |
| 9       | 102.6              | 106.7            | 101.1     | 122.0               | 92.4                           | 67.1  | 97.1   | 99.2                                  | 106.9   | 108.1   | 95.6                            |
| 10      | 103.1              | 106.6            | 100.9     | 122.0               | 92.4                           | 67.2  | 97.7   | 98.4                                  | 106.9   | 108.4   | 95.9                            |
| 11      | 104.6              | 105.9            | 101.0     | 122.0               | 92.5                           | 67.1  | 97.4   | 98.9                                  | 106.9   | 108.4   | 95.3                            |
| 12      | 104.5              | 105.6            | 101.1     | 122.0               | 92.4                           | 61.9  | 96.6   | 98.9                                  | 106.9   | 108.5   | 95.5                            |
| 2020. 1 | 103.8              | 105.5            | 100.2     | 119.9               | 93.2                           | 62.1  | 96.6   | 97.7                                  | 106.9   | 108.3   | 95.0                            |
| 2       | 103.8              | 106.1            | 100.2     | 119.9               | 93.6                           | 62.0  | 94.5   | 98.1                                  | 106.9   | 108.3   | 95.0                            |
| 3       | 104.0              | 105.9            | 100.3     | 119.9               | 93.6                           | 62.3  | 94.0   | 98.1                                  | 106.9   | 106.6   | 95.1                            |
| 4       | 103.9              | 106.1            | 100.5     | 119.9               | 93.5                           | 62.7  | 94.9   | 97.6                                  | 106.9   | 106.8   | 94.6                            |

: 1) 2

2) 가 2020 가 , 2018

:

9. Manufacturing Production Capacity Index <sup>1)</sup>

2015=100

| Other non-metallic mineral products | Basic metal products | Fabricated metal products | Electronic components, computer, radio, television & communication equipment | Medical, precision & optical instruments, watches | Electrical equipment | Other machinery and equipment | Motor vehicles, trailers and semitrailers | Other transport equipment | Furniture | Other manufacturing | Weight <sup>2)</sup> |
|-------------------------------------|----------------------|---------------------------|--|---|----------------------|-------------------------------|---|---------------------------|-----------|---------------------|----------------------|
| 359.2                               | 625.1                | 627.0                     | 2,229.9  | 227.3   | 523.2                | 1,109.5                       | 997.1                                     | 487.5                     | 63.1      | 55.3                |                      |
| Original index                      |                      |                           |  |   |                      |                               |   |                           |           |                     |                      |
| 97.9                                | 96.4                 | 98.1                      | 93.2   | 97.5  | 101.3                | 101.6                         | 101.0                                     | 99.9                      | 95.2      | 103.8               | 2013                 |
| 101.0                               | 100.2                | 97.8                      | 95.9   | 101.8   | 103.8                | 100.8                         | 100.4                                     | 100.1                     | 94.7      | 105.1               | 2014                 |
| 100.0                               | 100.0                | 100.0                     | 100.0  | 100.0   | 100.0                | 100.0                         | 100.0                                     | 100.0                     | 100.0     | 100.0               | 2015                 |
| 104.7                               | 100.3                | 101.5                     | 104.8  | 106.0   | 100.3                | 100.7                         | 104.3                                     | 91.9                      | 103.0     | 102.9               | 2016                 |
| 106.2                               | 100.5                | 97.9                      | 107.7  | 113.7   | 102.3                | 100.2                         | 107.8                                     | 85.2                      | 95.2      | 104.9               | 2017                 |
| 100.7                               | 100.0                | 94.2                      | 113.1  | 116.6   | 103.8                | 101.5                         | 104.4                                     | 72.6                      | 95.3      | 103.1               | 2018                 |
| 99.8                                | 99.8                 | 91.5                      | 120.1  | 116.1   | 103.6                | 100.0                         | 99.3                                      | 63.7                      | 101.3     | 102.0               | 2019                 |
| 106.4                               | 100.5                | 98.6                      | 106.5  | 113.4   | 102.3                | 99.9                          | 108.5                                     | 85.0                      | 95.1      | 112.3               | 7. 2017              |
| 106.4                               | 100.4                | 98.6                      | 108.3  | 114.1   | 102.4                | 100.4                         | 107.4                                     | 83.5                      | 93.5      | 105.2               | 8                    |
| 106.5                               | 100.4                | 97.2                      | 111.2  | 113.3   | 102.0                | 100.4                         | 107.7                                     | 83.3                      | 94.4      | 108.2               | 9                    |
| 106.3                               | 100.4                | 97.0                      | 112.5  | 112.6   | 102.0                | 99.8                          | 107.6                                     | 83.6                      | 96.6      | 100.8               | 10                   |
| 105.1                               | 100.5                | 96.5                      | 112.6  | 114.9   | 102.7                | 100.8                         | 107.4                                     | 82.4                      | 96.7      | 104.8               | 11                   |
| 105.4                               | 100.5                | 97.8                      | 110.7  | 115.4   | 104.2                | 101.4                         | 107.5                                     | 81.9                      | 97.1      | 106.8               | 12                   |
| 103.5                               | 100.0                | 95.6                      | 107.2  | 116.7   | 102.8                | 100.5                         | 106.8                                     | 77.4                      | 94.6      | 101.1               | 1. 2018              |
| 103.7                               | 100.1                | 94.8                      | 107.2  | 116.3   | 103.4                | 101.0                         | 106.6                                     | 76.7                      | 93.5      | 101.7               | 2                    |
| 100.5                               | 100.4                | 95.2                      | 107.9  | 116.2   | 103.3                | 100.4                         | 104.3                                     | 76.7                      | 94.3      | 102.7               | 3                    |
| 100.5                               | 100.2                | 94.7                      | 109.3  | 115.8   | 103.4                | 101.3                         | 103.7                                     | 74.4                      | 94.6      | 104.3               | 4                    |
| 100.7                               | 100.2                | 94.4                      | 109.9  | 116.3   | 103.1                | 101.7                         | 103.9                                     | 72.6                      | 94.6      | 104.3               | 5                    |
| 100.3                               | 99.9                 | 94.1                      | 112.5  | 116.5   | 104.3                | 101.7                         | 103.7                                     | 71.8                      | 94.6      | 105.0               | 6                    |
| 100.2                               | 99.9                 | 94.4                      | 115.7  | 115.7   | 102.8                | 101.5                         | 103.6                                     | 71.2                      | 94.8      | 103.2               | 7                    |
| 100.4                               | 99.8                 | 93.7                      | 115.6  | 116.3   | 104.5                | 101.6                         | 103.8                                     | 70.8                      | 95.6      | 102.5               | 8                    |
| 100.3                               | 99.8                 | 94.1                      | 117.7  | 116.1   | 104.7                | 101.1                         | 103.8                                     | 70.0                      | 95.8      | 103.5               | 9                    |
| 100.0                               | 99.8                 | 94.2                      | 117.9  | 117.7   | 104.4                | 101.6                         | 104.3                                     | 70.4                      | 96.3      | 104.0               | 10                   |
| 99.5                                | 99.7                 | 94.5                      | 118.2  | 117.0   | 104.7                | 102.4                         | 104.1                                     | 69.8                      | 97.1      | 101.1               | 11                   |
| 99.2                                | 99.7                 | 91.2                      | 118.2  | 118.2   | 104.6                | 102.9                         | 103.8                                     | 69.9                      | 97.3      | 103.5               | 12                   |
| 99.3                                | 99.9                 | 91.6                      | 117.9  | 118.1   | 103.9                | 99.4                          | 101.4                                     | 67.2                      | 96.2      | 101.7               | 1. 2019              |
| 99.7                                | 99.9                 | 90.5                      | 117.7  | 117.4   | 103.3                | 100.1                         | 101.5                                     | 64.6                      | 94.7      | 101.3               | 2                    |
| 100.0                               | 99.9                 | 91.8                      | 117.7  | 117.2   | 103.7                | 100.5                         | 101.9                                     | 64.0                      | 94.7      | 99.8                | 3                    |
| 100.1                               | 99.9                 | 91.8                      | 117.2  | 116.4   | 103.5                | 99.5                          | 98.5                                      | 64.3                      | 94.7      | 102.2               | 4                    |
| 99.9                                | 99.9                 | 91.7                      | 117.0  | 115.9   | 103.5                | 99.9                          | 98.3                                      | 65.0                      | 104.8     | 102.4               | 5                    |
| 100.0                               | 99.8                 | 91.7                      | 117.4  | 115.6   | 103.5                | 99.9                          | 98.3                                      | 65.2                      | 104.1     | 102.4               | 6                    |
| 99.8                                | 99.8                 | 92.0                      | 118.4  | 115.9   | 103.2                | 99.8                          | 98.7                                      | 64.8                      | 104.0     | 102.4               | 7                    |
| 99.6                                | 99.7                 | 91.8                      | 118.1  | 115.4   | 103.3                | 99.8                          | 98.6                                      | 62.0                      | 104.3     | 102.4               | 8                    |
| 99.8                                | 99.8                 | 91.5                      | 119.2  | 115.1   | 103.8                | 100.0                         | 98.5                                      | 62.2                      | 103.8     | 102.1               | 9                    |
| 99.7                                | 99.7                 | 91.5                      | 122.1  | 115.0   | 103.9                | 99.9                          | 98.5                                      | 61.9                      | 104.0     | 102.0               | 10                   |
| 100.0                               | 99.6                 | 91.3                      | 129.4  | 115.3   | 103.9                | 100.5                         | 98.5                                      | 61.6                      | 105.7     | 102.1               | 11                   |
| 99.7                                | 99.5                 | 90.5                      | 129.4  | 115.6   | 103.7                | 101.1                         | 98.3                                      | 61.3                      | 104.2     | 102.8               | 12                   |
| 99.6                                | 99.5                 | 89.6                      | 128.8  | 114.3   | 104.2                | 100.3                         | 97.9                                      | 59.4                      | 103.1     | 104.4               | 1. 2020              |
| 100.4                               | 99.5                 | 89.6                      | 128.5  | 115.9   | 103.4                | 100.8                         | 96.7                                      | 59.3                      | 104.5     | 104.5               | 2                    |
| 100.8                               | 99.4                 | 89.9                      | 129.8  | 115.4   | 103.7                | 100.4                         | 97.2                                      | 60.0                      | 105.1     | 105.4               | 3                    |
| 100.7                               | 99.4                 | 89.1                      | 129.8  | 115.6   | 103.3                | 100.4                         | 97.2                                      | 59.4                      | 104.6     | 105.5               | 4                    |

Note: 1) Recent two month data are preliminary.

2) Weights are applied only to the indices for 2020. In other words, weights can't be applied to the indices prior to 2019.

Source: Statistics Korea.

10.

1)2)

| Quarrying of stone, sand and gravel |            |            |                    |          |           |            |          |           |         |
|-------------------------------------|------------|------------|--------------------|----------|-----------|------------|----------|-----------|---------|
| Sand                                |            |            | Gravel             |          |           | Salt       |          |           |         |
| Production                          | Shipment   | Inventory  | Production         | Shipment | Inventory | Production | Shipment | Inventory |         |
| m <sup>3</sup>                      |            |            | 1000m <sup>3</sup> |          |           | M/T        |          |           |         |
| 2017                                | 20,741,827 | 20,741,827 | 0                  | 27,312   | 27,312    | 0          | 308,844  | 328,073   | 147,433 |
| 2018                                | 11,149,976 | 11,113,271 | 0                  | 22,083   | 22,083    | 0          | 282,590  | 251,122   | 178,901 |
| 2019                                | 13,820,233 | 13,820,233 | 0                  | 27,109   | 27,109    | 0          | 261,970  | 211,797   | 229,074 |
| 2019. 1                             | 1,068,193  | 1,068,193  | 0                  | 1,427    | 1,427     | 0          | 0        | 15,403    | 163,498 |
| 2                                   | 828,587    | 828,587    | 0                  | 1,914    | 1,914     | 0          | 0        | 9,996     | 153,502 |
| 3                                   | 1,065,648  | 1,065,648  | 0                  | 2,013    | 2,013     | 0          | 258      | 11,577    | 142,183 |
| 4                                   | 1,212,549  | 1,212,549  | 0                  | 2,610    | 2,610     | 0          | 15,904   | 11,164    | 146,923 |
| 5                                   | 1,219,951  | 1,219,951  | 0                  | 2,635    | 2,635     | 0          | 76,635   | 11,036    | 212,522 |
| 6                                   | 1,198,626  | 1,198,626  | 0                  | 2,609    | 2,609     | 0          | 61,690   | 21,717    | 252,495 |
| 7                                   | 1,055,559  | 1,055,559  | 0                  | 2,274    | 2,274     | 0          | 29,686   | 26,823    | 255,358 |
| 8                                   | 862,304    | 862,304    | 0                  | 2,199    | 2,199     | 0          | 50,329   | 24,175    | 281,512 |
| 9                                   | 799,735    | 799,735    | 0                  | 2,171    | 2,171     | 0          | 22,340   | 17,619    | 286,233 |
| 10                                  | 1,353,207  | 1,353,207  | 0                  | 2,171    | 2,171     | 0          | 5,128    | 27,466    | 263,895 |
| 11                                  | 1,480,511  | 1,480,511  | 0                  | 2,538    | 2,538     | 0          | 0        | 21,141    | 242,754 |
| 12                                  | 1,675,363  | 1,675,363  | 0                  | 2,548    | 2,548     | 0          | 0        | 13,680    | 229,074 |
| 2020. 1                             | 1,314,879  | 1,314,879  | 0                  | 2,459    | 2,459     | 0          | 0        | 10,080    | 218,994 |
| 2                                   | 1,436,009  | 1,436,009  | 0                  | 2,215    | 2,215     | 0          | 0        | 13,028    | 205,966 |
| 3                                   | 1,586,013  | 1,586,013  | 0                  | 2,265    | 2,265     | 0          | 1,734    | 9,131     | 198,569 |
| 4                                   | 1,759,679  | 1,759,679  | 0                  | 7,182    | 7,182     | 0          | 42,196   | 6,187     | 234,578 |

| Manufacture of refined petroleum products |           |           |                     |            |            |            |          |           |         |
|---|-----------|-----------|---------------------|------------|------------|------------|----------|-----------|---------|
| Kerosene                                  |           |           | Distillate fuel oil |            |            | Fuel oil   |          |           |         |
| Production                                | Shipment  | Inventory | Production          | Shipment   | Inventory  | Production | Shipment | Inventory |         |
| kℓ  |           |           | kℓ                  |            |            | kℓ         |          |           |         |
| 2017                                      | 4,257,488 | 4,890,091 | 119,042             | 56,898,924 | 57,912,737 | 915,070    | 342,782  | 393,840   | 29,183  |
| 2018                                      | 4,613,248 | 4,690,317 | 184,427             | 59,117,625 | 59,822,382 | 1,124,270  | 267,466  | 344,256   | 70,092  |
| 2019                                      | 4,248,226 | 4,480,313 | 153,152             | 58,694,319 | 59,651,969 | 1,058,051  | 238,625  | 305,610   | 65,967  |
| 2019. 1                                   | 690,305   | 698,784   | 119,287             | 5,262,464  | 5,596,381  | 862,024    | 18,707   | 37,550    | 47,782  |
| 2   | 538,790   | 515,771   | 120,589             | 4,745,913  | 4,739,492  | 945,009    | 21,476   | 28,769    | 51,013  |
| 3   | 362,631   | 388,261   | 128,147             | 4,954,313  | 4,856,628  | 1,120,881  | 29,177   | 30,030    | 56,148  |
| 4   | 247,197   | 311,318   | 92,403              | 5,123,405  | 5,187,120  | 1,137,944  | 11,381   | 18,166    | 35,331  |
| 5   | 256,246   | 242,469   | 117,638             | 4,707,107  | 4,632,150  | 1,245,950  | 17,932   | 26,062    | 44,052  |
| 6   | 208,607   | 211,497   | 138,601             | 4,674,994  | 4,748,949  | 1,227,249  | 19,295   | 24,565    | 35,313  |
| 7   | 228,084   | 203,177   | 184,858             | 4,988,251  | 4,992,189  | 1,302,905  | 22,053   | 22,879    | 36,366  |
| 8   | 147,099   | 233,613   | 146,920             | 5,153,518  | 5,169,911  | 1,359,065  | 23,406   | 20,435    | 45,154  |
| 9   | 313,365   | 340,326   | 144,906             | 4,614,857  | 4,501,057  | 1,565,183  | 4,766    | 21,404    | 30,800  |
| 10  | 316,878   | 310,532   | 158,775             | 4,438,781  | 4,911,020  | 1,177,119  | 22,163   | 19,658    | 36,761  |
| 11  | 306,126   | 371,448   | 124,418             | 4,812,343  | 5,008,386  | 1,059,709  | 27,275   | 24,913    | 59,075  |
| 12  | 632,898   | 653,117   | 153,152             | 5,218,373  | 5,308,686  | 1,058,051  | 20,994   | 31,179    | 65,967  |
| 2020. 1                                   | 604,554   | 597,996   | 183,617             | 4,906,343  | 4,821,157  | 1,225,800  | 64,434   | 23,940    | 106,462 |
| 2   | 466,087   | 520,902   | 169,921             | 4,597,316  | 4,758,745  | 1,130,398  | 11,768   | 21,603    | 97,708  |
| 3   | 410,898   | 432,748   | 166,618             | 4,917,190  | 4,911,126  | 1,217,700  | 38,018   | 18,053    | 80,972  |
| 4   | 281,795   | 388,609   | 116,536             | 4,596,008  | 4,811,146  | 1,076,441  | 42,538   | 27,257    | 96,253  |

: 1) 2

2) 12

:

10. Production, Shipment and Inventory by Major Products <sup>1)2)</sup>

| Mining of Other Non-Metal Ores            |            |           | Manufacture of refined petroleum products |            |           |              |            |           |                      |
|---|------------|-----------|---|------------|-----------|--------------|------------|-----------|----------------------|
| Silica stone                              |            |           | Gasoline                                  |            |           | Jet fuel oil |            |           |                      |
| Production                                | Shipment   | Inventory | Production                                | Shipment   | Inventory | Production   | Shipment   | Inventory |                      |
| M/T                                       |            |           | kℓ  |            |           | kℓ           |            |           |                      |
| 940,987                                   | 942,051    | 16,430    | 25,460,441                                | 25,601,636 | 434,418   | 27,856,280   | 27,565,846 | 539,766   | 2017<br>2018<br>2019 |
| 1,000,949                                 | 994,020    | 22,028    | 26,695,044                                | 26,541,790 | 603,702   | 27,505,064   | 27,383,783 | 501,204   |                      |
| 878,689                                   | 881,593    | 19,052    | 26,706,143                                | 26,938,922 | 382,738   | 27,486,497   | 27,205,823 | 533,379   |                      |
| 69,748                                    | 67,641     | 24,135    | 2,458,319                                 | 2,595,298  | 468,621   | 2,125,437    | 2,141,220  | 465,337   | 1. 2019              |
| 50,647                                    | 58,326     | 16,456    | 2,262,930                                 | 2,271,077  | 461,535   | 2,082,357    | 1,973,378  | 541,174   |                      |
| 69,909                                    | 73,795     | 12,570    | 2,271,193                                 | 2,321,008  | 412,541   | 2,204,347    | 2,268,823  | 463,252   |                      |
| 74,126                                    | 71,756     | 14,868    | 2,076,201                                 | 2,029,926  | 459,897   | 2,376,112    | 2,343,502  | 475,918   | 4<br>5<br>6          |
| 76,668                                    | 78,142     | 13,394    | 1,985,848                                 | 1,938,714  | 507,963   | 2,332,331    | 2,273,800  | 510,442   |                      |
| 74,835                                    | 72,369     | 15,860    | 2,082,019                                 | 2,190,322  | 400,643   | 2,293,459    | 2,205,862  | 558,823   |                      |
| 79,711                                    | 83,438     | 12,133    | 2,427,231                                 | 2,323,705  | 505,123   | 2,490,997    | 2,470,553  | 557,206   | 7<br>8<br>9          |
| 77,454                                    | 80,842     | 8,745     | 2,325,093                                 | 2,449,939  | 381,133   | 2,553,864    | 2,472,304  | 615,837   |                      |
| 66,242                                    | 70,177     | 4,810     | 2,303,692                                 | 2,219,814  | 465,755   | 2,433,149    | 2,299,282  | 715,448   |                      |
| 78,821                                    | 75,003     | 8,628     | 1,966,080                                 | 2,024,215  | 408,601   | 2,239,998    | 2,346,916  | 589,963   | 10<br>11<br>12       |
| 82,194                                    | 72,419     | 18,403    | 2,147,834                                 | 2,120,938  | 436,257   | 2,252,029    | 2,212,372  | 637,336   |                      |
| 78,334                                    | 77,685     | 19,052    | 2,399,703                                 | 2,453,966  | 382,738   | 2,102,417    | 2,197,811  | 533,379   |                      |
| 63,130                                    | 75,125     | 7,057     | 2,240,048                                 | 2,117,520  | 506,016   | 2,111,708    | 1,952,463  | 669,744   | 1. 2020              |
| 77,219                                    | 77,826     | 6,450     | 2,167,474                                 | 2,224,008  | 450,551   | 2,006,845    | 2,024,078  | 635,931   |                      |
| 76,074                                    | 74,541     | 7,983     | 2,183,002                                 | 2,126,455  | 507,783   | 2,062,585    | 2,065,700  | 614,687   |                      |
| 89,109                                    | 85,882     | 11,210    | 1,740,978                                 | 1,797,185  | 453,810   | 1,641,759    | 1,691,281  | 541,354   | 4                    |
| Manufacture of refined petroleum products |            |           |   |            |           |              |            |           |                      |
| C   |            |           | Naphtha                                   |            |           | Solvent      |            |           |                      |
| Residual bunker c oil                     |            |           |   |            |           |              |            |           |                      |
| Production                                | Shipment   | Inventory | Production                                | Shipment   | Inventory | Production   | Shipment   | Inventory |                      |
| kℓ  |            |           | kℓ  |            |           | kℓ           |            |           |                      |
| 16,976,550                                | 13,544,364 | 673,095   | 47,601,885                                | 35,073,236 | 422,609   | 878,184      | 842,591    | 55,573    | 2017<br>2018<br>2019 |
| 17,230,288                                | 13,812,923 | 503,096   | 49,143,291                                | 35,556,066 | 523,590   | 916,307      | 769,136    | 57,473    |                      |
| 16,826,360                                | 12,270,889 | 521,080   | 49,293,313                                | 35,847,611 | 474,361   | 933,846      | 817,839    | 50,153    |                      |
| 1,499,315                                 | 1,243,853  | 521,065   | 4,375,934                                 | 3,247,330  | 536,426   | 75,931       | 77,379     | 56,406    | 1. 2019              |
| 1,290,325                                 | 868,509    | 641,500   | 3,958,143                                 | 2,868,809  | 492,315   | 64,471       | 64,889     | 48,872    |                      |
| 1,352,950                                 | 950,372    | 537,794   | 4,025,558                                 | 3,151,190  | 546,943   | 75,621       | 61,394     | 55,785    |                      |
| 1,636,165                                 | 1,191,208  | 591,163   | 4,143,314                                 | 3,173,723  | 506,745   | 80,145       | 74,122     | 52,807    | 4<br>5<br>6          |
| 1,398,297                                 | 1,027,521  | 657,434   | 3,560,791                                 | 2,676,006  | 545,153   | 79,158       | 63,592     | 57,114    |                      |
| 1,285,545                                 | 953,082    | 619,144   | 4,038,155                                 | 2,776,602  | 609,062   | 68,830       | 65,392     | 52,784    |                      |
| 1,287,650                                 | 912,005    | 597,661   | 4,494,515                                 | 3,194,427  | 501,300   | 78,727       | 80,129     | 57,182    | 7<br>8<br>9          |
| 1,515,609                                 | 1,012,838  | 701,865   | 4,613,567                                 | 3,208,041  | 546,283   | 75,353       | 65,209     | 54,708    |                      |
| 1,325,389                                 | 889,737    | 774,693   | 4,060,591                                 | 2,983,471  | 557,254   | 70,884       | 69,518     | 55,952    |                      |
| 1,552,977                                 | 1,089,904  | 741,358   | 3,621,927                                 | 2,780,255  | 483,974   | 84,276       | 65,627     | 52,900    | 10<br>11<br>12       |
| 1,257,240                                 | 1,017,786  | 659,252   | 3,924,775                                 | 2,837,734  | 515,553   | 87,256       | 55,449     | 59,641    |                      |
| 1,424,898                                 | 1,114,074  | 521,080   | 4,476,043                                 | 2,950,023  | 474,361   | 93,194       | 75,139     | 50,153    |                      |
| 1,631,456                                 | 1,106,526  | 613,776   | 4,491,255                                 | 2,994,537  | 414,296   | 83,485       | 59,707     | 56,912    | 1. 2020              |
| 1,487,840                                 | 1,138,219  | 679,606   | 3,759,013                                 | 2,549,533  | 476,356   | 89,001       | 62,835     | 59,046    |                      |
| 1,869,541                                 | 1,335,328  | 689,896   | 4,320,762                                 | 2,749,256  | 594,388   | 90,752       | 65,589     | 51,073    |                      |
| 1,417,424                                 | 1,486,910  | 589,626   | 3,694,522                                 | 2,303,593  | 534,233   | 69,231       | 58,990     | 50,853    | 4                    |

Note: 1) Recent two month data are preliminary.

2) Yearly figures of inventory refer to end of year.

Source: Statistics Korea.

10.

( )<sup>1)2)</sup>

|         | Manufacture of refined petroleum products |           |           |                 |           |           |                 |           |           |
|---------|---|-----------|-----------|-----------------|-----------|-----------|-----------------|-----------|-----------|
|         | 가<br>Propane gas                          |           |           | 가<br>Butane gas |           |           | Lubricating oil |           |           |
|         | Production                                | Shipment  | Inventory | Production      | Shipment  | Inventory | Production      | Shipment  | Inventory |
|         | kℓ  |           |           | kℓ              |           |           | kℓ              |           |           |
| 2017    | 2,392,749                                 | 2,157,198 | 59,732    | 4,014,287       | 3,998,520 | 103,985   | 1,529,417       | 1,557,316 | 70,478    |
| 2018    | 2,547,039                                 | 2,490,932 | 85,660    | 4,141,436       | 4,047,191 | 108,923   | 1,582,418       | 1,596,744 | 82,406    |
| 2019    | 2,466,932                                 | 2,126,583 | 60,972    | 3,904,132       | 3,808,901 | 70,765    | 1,478,732       | 1,532,815 | 71,516    |
| 2019. 1 | 231,636                                   | 202,911   | 69,453    | 338,516         | 324,061   | 106,405   | 127,991         | 141,315   | 74,385    |
| 2       | 198,503                                   | 151,383   | 60,618    | 302,085         | 265,863   | 68,337    | 113,615         | 114,101   | 76,677    |
| 3       | 211,417                                   | 203,408   | 51,708    | 389,197         | 321,740   | 65,463    | 127,220         | 133,262   | 74,396    |
| 4       | 196,290                                   | 163,181   | 42,243    | 379,259         | 357,521   | 98,476    | 131,331         | 130,977   | 77,659    |
| 5       | 185,330                                   | 150,787   | 49,351    | 343,049         | 347,671   | 101,353   | 128,257         | 130,369   | 79,468    |
| 6       | 206,660                                   | 180,802   | 53,026    | 336,212         | 333,798   | 98,193    | 114,690         | 121,848   | 74,930    |
| 7       | 215,317                                   | 179,735   | 94,775    | 367,809         | 378,283   | 91,540    | 123,994         | 124,578   | 78,423    |
| 8       | 211,689                                   | 178,544   | 95,970    | 355,760         | 364,136   | 90,341    | 114,102         | 113,805   | 81,695    |
| 9       | 200,559                                   | 150,883   | 88,979    | 287,891         | 286,500   | 95,713    | 117,352         | 121,075   | 80,893    |
| 10      | 187,278                                   | 173,086   | 69,703    | 256,929         | 283,515   | 64,456    | 127,419         | 131,741   | 79,298    |
| 11      | 205,228                                   | 187,985   | 91,785    | 281,082         | 280,415   | 62,267    | 127,580         | 134,235   | 75,347    |
| 12      | 217,025                                   | 203,878   | 60,972    | 266,343         | 265,398   | 70,765    | 125,181         | 135,509   | 71,516    |
| 2020. 1 | 208,198                                   | 217,676   | 66,453    | 283,444         | 296,427   | 82,129    | 122,116         | 121,130   | 80,831    |
| 2       | 178,763                                   | 178,134   | 65,971    | 234,108         | 229,738   | 77,544    | 111,287         | 112,484   | 82,472    |
| 3       | 202,101                                   | 181,467   | 99,157    | 257,920         | 234,928   | 71,718    | 123,815         | 126,250   | 84,998    |
| 4       | 159,086                                   | 170,157   | 93,501    | 232,990         | 224,743   | 106,520   | 109,682         | 118,666   | 83,763    |

|         | Manufacture of basic chemicals |           |           |            |           |           |            |          |           |
|---------|--------------------------------|-----------|-----------|------------|-----------|-----------|------------|----------|-----------|
|         | Butadiene                      |           |           | Benzene    |           |           | Toluene    |          |           |
|         | Production                     | Shipment  | Inventory | Production | Shipment  | Inventory | Production | Shipment | Inventory |
|         | M/T                            |           |           | M/T        |           |           | M/T        |          |           |
| 2017    | 1,285,663                      | 1,009,186 | 32,029    | 6,604,895  | 4,601,209 | 141,643   | 1,931,832  | 910,317  | 84,887    |
| 2018    | 1,266,625                      | 1,003,167 | 20,836    | 6,672,383  | 4,627,144 | 127,659   | 1,794,149  | 878,047  | 87,743    |
| 2019    | 1,272,182                      | 986,215   | 29,764    | 6,429,337  | 4,691,162 | 124,144   | 1,821,286  | 929,962  | 85,106    |
| 2019. 1 | 117,158                        | 89,988    | 22,565    | 590,666    | 400,767   | 141,447   | 155,065    | 77,598   | 87,695    |
| 2       | 103,216                        | 79,019    | 26,932    | 541,639    | 396,531   | 128,773   | 145,250    | 72,339   | 99,077    |
| 3       | 102,195                        | 81,835    | 30,791    | 535,798    | 396,030   | 148,311   | 165,688    | 97,659   | 59,083    |
| 4       | 100,118                        | 78,532    | 27,933    | 504,015    | 411,073   | 146,763   | 145,130    | 66,496   | 64,082    |
| 5       | 97,531                         | 75,859    | 21,056    | 504,544    | 419,835   | 141,275   | 134,025    | 64,317   | 73,995    |
| 6       | 88,387                         | 69,224    | 26,856    | 512,729    | 428,847   | 145,797   | 160,795    | 88,144   | 71,854    |
| 7       | 111,917                        | 87,948    | 22,141    | 573,443    | 380,285   | 182,990   | 160,526    | 82,132   | 68,519    |
| 8       | 111,926                        | 86,718    | 29,111    | 566,939    | 431,693   | 153,994   | 150,419    | 73,133   | 61,257    |
| 9       | 111,183                        | 83,489    | 25,021    | 534,420    | 348,977   | 162,545   | 147,220    | 78,062   | 66,724    |
| 10      | 104,273                        | 80,294    | 27,362    | 486,233    | 347,441   | 132,841   | 141,733    | 64,579   | 81,741    |
| 11      | 107,347                        | 77,824    | 28,728    | 518,455    | 369,084   | 112,158   | 149,040    | 75,697   | 89,802    |
| 12      | 116,931                        | 95,485    | 29,764    | 560,456    | 360,599   | 124,144   | 166,395    | 89,806   | 85,106    |
| 2020. 1 | 118,605                        | 88,863    | 31,281    | 571,969    | 366,769   | 156,022   | 155,549    | 74,782   | 103,683   |
| 2       | 109,785                        | 75,446    | 41,706    | 533,326    | 391,704   | 147,367   | 147,844    | 76,564   | 113,340   |
| 3       | 104,007                        | 82,546    | 19,558    | 522,936    | 375,147   | 155,731   | 104,795    | 64,830   | 98,369    |
| 4       | 106,120                        | 62,120    | 37,812    | 495,273    | 364,201   | 144,019   | 115,328    | 52,049   | 64,720    |

: 1) 2

2) 12

:

# 10. Production, Shipment and Inventory by Major Products (Cont'd) <sup>1)2)</sup>

|                                |           |           | Manufacture of basic chemicals |           |           |            |           |           |         |
|--------------------------------|-----------|-----------|--------------------------------|-----------|-----------|------------|-----------|-----------|---------|
| Asphalt                        |           |           | Ethylene                       |           |           | Propylene  |           |           |         |
| Production                     | Shipment  | Inventory | Production                     | Shipment  | Inventory | Production | Shipment  | Inventory |         |
| kℓ                             |           |           | M/T                            |           |           | M/T        |           |           |         |
| 6,801,088                      | 6,779,088 | 153,615   | 8,816,592                      | 3,621,304 | 65,216    | 8,455,262  | 5,010,182 | 61,517    | 2017    |
| 5,824,806                      | 5,844,065 | 148,480   | 8,769,019                      | 3,707,578 | 63,567    | 8,539,984  | 5,112,988 | 74,930    | 2018    |
| 5,216,863                      | 5,238,900 | 137,191   | 8,908,614                      | 4,045,140 | 59,204    | 8,405,265  | 5,163,704 | 77,593    | 2019    |
| 330,469                        | 326,123   | 153,094   | 819,744                        | 334,677   | 57,910    | 772,556    | 475,873   | 78,768    | 1. 2019 |
| 355,030                        | 365,140   | 143,691   | 707,696                        | 296,534   | 58,340    | 668,161    | 416,191   | 63,947    | 2       |
| 378,920                        | 388,103   | 134,744   | 708,326                        | 321,448   | 69,871    | 687,177    | 408,407   | 78,502    | 3       |
| 469,763                        | 422,485   | 182,132   | 621,222                        | 323,469   | 63,788    | 625,671    | 420,135   | 64,226    | 4       |
| 508,149                        | 535,489   | 155,728   | 685,804                        | 323,147   | 67,764    | 652,881    | 407,678   | 65,677    | 5       |
| 481,399                        | 501,896   | 137,775   | 607,105                        | 266,610   | 50,335    | 599,737    | 360,079   | 57,315    | 6       |
| 448,151                        | 437,897   | 149,039   | 792,747                        | 396,333   | 50,460    | 757,729    | 456,230   | 60,115    | 7       |
| 394,531                        | 397,865   | 146,515   | 806,977                        | 339,187   | 50,277    | 741,312    | 450,959   | 67,748    | 8       |
| 443,726                        | 441,357   | 149,684   | 787,796                        | 357,709   | 65,287    | 731,689    | 449,356   | 74,724    | 9       |
| 447,282                        | 420,470   | 178,151   | 747,172                        | 381,043   | 64,556    | 697,387    | 431,357   | 73,072    | 10      |
| 480,509                        | 495,536   | 165,256   | 782,897                        | 346,743   | 51,141    | 705,309    | 415,292   | 75,471    | 11      |
| 478,934                        | 506,539   | 137,191   | 841,128                        | 358,240   | 59,204    | 765,656    | 472,147   | 77,593    | 12      |
| 419,617                        | 394,535   | 163,316   | 850,337                        | 345,455   | 65,929    | 764,152    | 456,455   | 74,230    | 1. 2020 |
| 340,348                        | 315,777   | 184,348   | 797,910                        | 326,382   | 72,335    | 674,844    | 401,949   | 76,360    | 2       |
| 395,799                        | 431,291   | 149,533   | 768,877                        | 369,420   | 73,846    | 696,876    | 434,166   | 79,172    | 3       |
| 407,103                        | 432,493   | 130,303   | 736,523                        | 367,515   | 63,161    | 659,039    | 451,877   | 65,629    | 4       |
|                                |           |           |                                |           |           |            |           |           |         |
| Manufacture of basic chemicals |           |           |                                |           |           |            |           |           |         |
| Para Xylene                    |           |           | Styrene monomer                |           |           | Xylene     |           |           |         |
| Production                     | Shipment  | Inventory | Production                     | Shipment  | Inventory | Production | Shipment  | Inventory |         |
| M/T                            |           |           | M/T                            |           |           | M/T        |           |           |         |
| 9,913,272                      | 9,603,798 | 183,201   | 3,003,526                      | 2,678,998 | 52,926    | 2,738,599  | 1,996,461 | 80,561    | 2017    |
| 10,050,449                     | 9,643,271 | 220,218   | 3,150,124                      | 2,695,237 | 80,991    | 2,784,504  | 2,207,640 | 77,120    | 2018    |
| 9,629,142                      | 9,376,462 | 159,224   | 2,724,834                      | 2,325,512 | 77,590    | 2,469,897  | 2,192,010 | 86,622    | 2019    |
| 888,971                        | 904,981   | 169,067   | 261,925                        | 225,760   | 72,753    | 207,329    | 172,481   | 80,159    | 1. 2019 |
| 799,795                        | 753,867   | 185,247   | 236,609                        | 197,183   | 79,176    | 176,119    | 167,915   | 80,192    | 2       |
| 804,031                        | 792,522   | 161,808   | 164,343                        | 181,895   | 48,729    | 197,537    | 181,466   | 69,418    | 3       |
| 777,195                        | 719,996   | 185,021   | 152,030                        | 138,691   | 37,339    | 232,409    | 205,451   | 73,615    | 4       |
| 764,788                        | 765,035   | 155,494   | 172,506                        | 139,114   | 33,550    | 184,399    | 167,189   | 87,782    | 5       |
| 778,211                        | 744,667   | 154,993   | 145,290                        | 110,148   | 27,389    | 236,415    | 212,740   | 94,807    | 6       |
| 812,512                        | 794,489   | 138,398   | 244,494                        | 199,779   | 32,837    | 280,482    | 244,595   | 101,885   | 7       |
| 897,713                        | 825,803   | 175,915   | 260,899                        | 219,605   | 46,191    | 184,072    | 179,550   | 91,568    | 8       |
| 801,752                        | 757,751   | 186,622   | 270,772                        | 217,722   | 66,174    | 199,700    | 163,617   | 95,891    | 9       |
| 682,275                        | 686,279   | 168,398   | 274,113                        | 231,176   | 72,097    | 194,960    | 165,894   | 89,971    | 10      |
| 790,471                        | 752,591   | 206,277   | 270,724                        | 229,830   | 68,515    | 186,428    | 166,779   | 82,973    | 11      |
| 831,428                        | 878,481   | 159,224   | 271,129                        | 234,609   | 77,590    | 190,047    | 164,333   | 86,622    | 12      |
| 839,186                        | 757,119   | 222,418   | 271,621                        | 246,871   | 64,203    | 195,609    | 151,766   | 111,785   | 1. 2020 |
| 783,590                        | 752,690   | 223,753   | 244,733                        | 206,979   | 61,638    | 157,729    | 139,751   | 114,210   | 2       |
| 773,788                        | 775,483   | 190,707   | 208,211                        | 161,899   | 57,398    | 169,877    | 177,458   | 96,598    | 3       |
| 715,783                        | 655,645   | 216,430   | 209,205                        | 165,307   | 79,335    | 148,190    | 141,181   | 84,292    | 4       |

Note: 1) Recent two month data are preliminary.

2) Yearly figures of inventory refer to end of year.

Source: Statistics Korea.



10.

( )<sup>1)2)</sup>

|         | Manufacture of basic chemicals   |          |           |                    |          |           |                    |           |           |
|---------|----------------------------------|----------|-----------|--------------------|----------|-----------|--------------------|-----------|-----------|
|         | PPG ( )<br>Poly propylene glycol |          |           | Phthalic anhydride |          |           | Tarephthalate acid |           |           |
|         | Production                       | Shipment | Inventory | Production         | Shipment | Inventory | Production         | Shipment  | Inventory |
|         | M/T                              |          |           | M/T                |          |           | M/T                |           |           |
|         |                                  |          |           |                    |          |           |                    |           |           |
| 2017    | 589,649                          | 561,705  | 29,275    | 456,710            | 214,753  | 8,349     | 4,795,185          | 4,133,293 | 66,908    |
| 2018    | 603,310                          | 572,182  | 31,423    | 478,188            | 231,587  | 10,409    | 4,701,357          | 4,175,545 | 108,423   |
| 2019    | 664,764                          | 634,379  | 30,375    | 406,867            | 232,074  | 9,697     | 4,664,661          | 4,374,268 | 78,025    |
| 2019. 1 | 50,790                           | 49,774   | 30,122    | 41,160             | 23,119   | 8,461     | 425,967            | 342,358   | 138,101   |
| 2       | 46,245                           | 45,213   | 29,169    | 37,805             | 19,147   | 8,520     | 368,839            | 303,906   | 135,443   |
| 3       | 61,470                           | 57,553   | 30,327    | 40,028             | 21,355   | 7,597     | 422,550            | 379,090   | 145,956   |
| 4       | 56,701                           | 55,264   | 29,401    | 27,333             | 20,155   | 3,964     | 353,511            | 338,036   | 147,894   |
| 5       | 55,916                           | 54,367   | 28,100    | 29,034             | 16,045   | 7,053     | 402,969            | 404,109   | 117,274   |
| 6       | 56,518                           | 54,099   | 27,903    | 26,964             | 14,939   | 9,108     | 402,766            | 374,985   | 116,630   |
| 7       | 62,049                           | 56,966   | 29,939    | 32,458             | 21,200   | 6,911     | 432,386            | 436,873   | 84,136    |
| 8       | 54,860                           | 51,872   | 30,452    | 32,781             | 19,237   | 7,351     | 430,636            | 400,042   | 85,338    |
| 9       | 54,355                           | 51,919   | 30,586    | 30,897             | 18,800   | 7,846     | 400,831            | 371,294   | 86,963    |
| 10      | 59,328                           | 56,352   | 30,575    | 36,279             | 16,871   | 10,160    | 390,976            | 376,241   | 92,579    |
| 11      | 52,234                           | 51,271   | 28,678    | 35,195             | 21,666   | 5,657     | 292,312            | 309,493   | 74,825    |
| 12      | 54,298                           | 49,729   | 30,375    | 36,933             | 19,540   | 9,697     | 340,918            | 337,841   | 78,025    |
| 2020. 1 | 56,210                           | 52,265   | 31,717    | 40,904             | 25,076   | 8,612     | 391,690            | 386,871   | 87,202    |
| 2       | 53,478                           | 51,362   | 31,230    | 38,293             | 18,443   | 10,797    | 385,688            | 342,887   | 102,910   |
| 3       | 59,691                           | 55,431   | 32,825    | 32,907             | 22,388   | 10,819    | 415,347            | 394,285   | 96,041    |
| 4       | 51,332                           | 48,294   | 33,800    | 24,606             | 14,014   | 10,157    | 374,234            | 340,843   | 97,056    |

|         | Manufacture of basic chemicals |           |           |                   |          |           |            |          |           |
|---------|--------------------------------|-----------|-----------|-------------------|----------|-----------|------------|----------|-----------|
|         | 가<br>Sodium hydroxide          |           |           | Hydrogen peroxide |          |           | Pigment    |          |           |
|         | Production                     | Shipment  | Inventory | Production        | Shipment | Inventory | Production | Shipment | Inventory |
|         | M/T                            |           |           | M/T               |          |           | M/T        |          |           |
|         |                                |           |           |                   |          |           |            |          |           |
| 2017    | 2,090,604                      | 1,726,568 | 32,959    | 460,374           | 474,526  | 12,203    | 143,281    | 141,840  | 10,309    |
| 2018    | 2,208,522                      | 1,706,697 | 60,625    | 488,940           | 498,910  | 13,064    | 127,968    | 131,256  | 9,371     |
| 2019    | 2,172,846                      | 1,657,628 | 75,936    | 467,739           | 473,091  | 15,057    | 123,675    | 123,846  | 9,208     |
| 2019. 1 | 189,738                        | 128,579   | 80,208    | 40,769            | 39,349   | 15,293    | 11,510     | 9,767    | 11,256    |
| 2       | 173,391                        | 133,086   | 87,609    | 37,656            | 38,094   | 15,275    | 9,253      | 8,885    | 11,763    |
| 3       | 185,993                        | 170,367   | 58,756    | 41,043            | 41,956   | 14,268    | 9,660      | 10,470   | 10,763    |
| 4       | 176,303                        | 116,323   | 79,005    | 39,398            | 39,032   | 15,015    | 10,175     | 10,232   | 11,106    |
| 5       | 163,371                        | 145,334   | 55,641    | 38,930            | 40,781   | 13,845    | 11,147     | 11,370   | 10,322    |
| 6       | 161,254                        | 133,911   | 40,668    | 39,991            | 39,712   | 13,591    | 10,498     | 10,843   | 9,945     |
| 7       | 185,681                        | 120,921   | 63,285    | 42,988            | 42,087   | 14,507    | 11,431     | 10,415   | 11,025    |
| 8       | 193,210                        | 162,914   | 50,643    | 39,557            | 40,629   | 13,501    | 9,141      | 10,140   | 10,062    |
| 9       | 202,993                        | 110,460   | 98,122    | 38,864            | 38,974   | 13,710    | 9,421      | 9,653    | 10,970    |
| 10      | 175,321                        | 178,542   | 54,089    | 32,989            | 31,539   | 14,620    | 10,995     | 11,348   | 9,715     |
| 11      | 166,716                        | 139,788   | 38,604    | 38,136            | 39,822   | 13,162    | 10,322     | 10,467   | 9,431     |
| 12      | 198,875                        | 117,403   | 75,936    | 37,418            | 41,116   | 15,057    | 10,122     | 10,256   | 9,208     |
| 2020. 1 | 195,827                        | 152,696   | 83,881    | 41,907            | 42,564   | 15,100    | 9,589      | 8,836    | 9,996     |
| 2       | 194,306                        | 162,471   | 76,295    | 41,571            | 40,817   | 15,927    | 10,110     | 9,629    | 10,518    |
| 3       | 181,629                        | 181,713   | 37,651    | 42,869            | 44,312   | 14,474    | 10,538     | 10,824   | 10,038    |
| 4       | 180,636                        | 139,915   | 39,231    | 39,774            | 40,421   | 14,760    | 9,217      | 9,791    | 9,215     |

: 1) 2

2) 12

:

10. Production, Shipment and Inventory by Major Products (Cont'd) <sup>1)2)</sup>

| Manufacture of basic chemicals                    |           |           |  |            |           |                    |           |           |         |
|---|-----------|-----------|--|------------|-----------|--------------------|-----------|-----------|---------|
| 가<br>Potassium hydroxide                          |           |           | Nitrogen   |            |           | Oxygen             |           |           |         |
| Production  | Shipment  | Inventory | Production   | Shipment   | Inventory | Production         | Shipment  | Inventory |         |
| M/T   |           |           | 1000m <sup>3</sup>   |            |           | 1000m <sup>3</sup> |           |           |         |
| 787,373   | 785,768   | 23,542    | 16,301,695   | 9,863,936  | 53,806    | 10,696,870         | 4,036,107 | 30,486    | 2017    |
| 814,751   | 802,364   | 32,919    | 16,616,164   | 10,129,188 | 54,645    | 10,715,030         | 4,162,744 | 31,290    | 2018    |
| 731,127   | 725,086   | 24,121    | 16,350,720   | 9,754,424  | 58,201    | 10,699,674         | 4,062,779 | 30,861    | 2019    |
| 70,278  | 75,399    | 27,405    | 1,441,045  | 869,771    | 51,154    | 929,509            | 357,667   | 31,310    | 1. 2019 |
| 62,183  | 56,330    | 32,084    | 1,258,796  | 751,295    | 47,599    | 818,873            | 308,867   | 31,298    | 2       |
| 69,240  | 68,024    | 32,398    | 1,453,729  | 886,534    | 51,938    | 923,356            | 356,062   | 30,210    | 3       |
| 61,971  | 63,716    | 28,763    | 1,349,675  | 823,277    | 49,774    | 860,669            | 321,522   | 32,134    | 4       |
| 55,606  | 53,043    | 30,439    | 1,395,923  | 835,940    | 53,347    | 911,168            | 365,511   | 30,417    | 5       |
| 52,454  | 47,266    | 34,064    | 1,355,495  | 811,497    | 56,128    | 892,639            | 345,874   | 32,770    | 6       |
| 61,570  | 61,537    | 32,491    | 1,385,836  | 829,972    | 55,575    | 921,986            | 362,296   | 27,909    | 7       |
| 61,534  | 59,090    | 33,485    | 1,362,484  | 810,096    | 54,809    | 921,822            | 349,629   | 30,496    | 8       |
| 61,621  | 58,885    | 34,703    | 1,316,789  | 775,160    | 56,788    | 883,871            | 325,093   | 30,887    | 9       |
| 61,272  | 60,889    | 33,656    | 1,359,965  | 805,859    | 58,672    | 893,381            | 327,163   | 29,731    | 10      |
| 58,392  | 63,925    | 27,605    | 1,319,994  | 779,559    | 55,897    | 869,984            | 324,470   | 31,749    | 11      |
| 55,006  | 56,982    | 24,121    | 1,350,989  | 775,464    | 58,201    | 872,416            | 318,625   | 30,861    | 12      |
| 59,367  | 58,048    | 24,115    | 1,325,427  | 768,062    | 55,137    | 880,524            | 333,669   | 30,707    | 1. 2020 |
| 56,745  | 54,960    | 24,704    | 1,240,846  | 742,054    | 52,188    | 816,392            | 307,556   | 28,544    | 2       |
| 61,705  | 60,479    | 24,304    | 1,352,454  | 794,388    | 54,842    | 864,931            | 320,217   | 30,359    | 3       |
| 39,016  | 37,921    | 25,333    | 1,232,731  | 740,414    | 55,795    | 766,151            | 300,076   | 31,769    | 4       |
| Manufacture of fertilizers and nitrogen compounds |           |           | Manufacture of synthetic rubber and of plastics in primary forms |            |           |                    |           |           |         |
| Composite fertilizer                              |           |           | Styrene rubber   |            |           | Polyethylene       |           |           |         |
| Production  | Shipment  | Inventory | Production   | Shipment   | Inventory | Production         | Shipment  | Inventory |         |
| M/T   |           |           | M/T  |            |           | M/T                |           |           |         |
| 1,622,013   | 1,607,169 | 230,212   | 1,729,140  | 1,706,344  | 79,284    | 5,063,204          | 5,065,145 | 282,730   | 2017    |
| 1,651,790   | 1,678,237 | 203,058   | 1,752,160  | 1,732,597  | 84,749    | 4,888,123          | 4,781,545 | 302,286   | 2018    |
| 1,604,639   | 1,629,135 | 175,600   | 1,745,465  | 1,713,922  | 100,194   | 4,875,407          | 4,837,280 | 290,204   | 2019    |
| 160,108   | 145,212   | 217,957   | 162,341  | 138,641    | 107,185   | 450,497            | 433,328   | 313,493   | 1. 2019 |
| 140,049   | 137,194   | 220,762   | 140,370  | 132,855    | 113,598   | 381,037            | 375,541   | 313,944   | 2       |
| 168,053   | 162,179   | 226,555   | 134,715  | 140,062    | 107,087   | 407,159            | 387,647   | 333,593   | 3       |
| 159,629   | 168,352   | 217,462   | 144,316  | 139,205    | 112,607   | 346,883            | 391,326   | 284,832   | 4       |
| 166,754   | 207,517   | 176,563   | 152,093  | 145,435    | 115,318   | 398,959            | 391,326   | 288,789   | 5       |
| 146,615   | 141,481   | 181,630   | 125,548  | 139,067    | 100,478   | 375,506            | 379,252   | 281,122   | 6       |
| 141,709   | 149,587   | 173,649   | 154,403  | 145,903    | 107,645   | 449,213            | 426,539   | 300,988   | 7       |
| 106,061   | 116,389   | 163,299   | 160,998  | 143,259    | 124,030   | 431,303            | 420,570   | 305,794   | 8       |
| 93,615  | 85,315    | 171,537   | 156,483  | 144,811    | 134,271   | 415,104            | 394,637   | 322,165   | 9       |
| 89,552  | 112,940   | 147,387   | 114,191  | 147,293    | 100,199   | 389,711            | 403,296   | 304,726   | 10      |
| 119,247   | 84,424    | 180,995   | 137,841  | 143,597    | 93,621    | 404,320            | 405,275   | 299,039   | 11      |
| 113,247   | 118,545   | 175,600   | 162,166  | 153,794    | 100,194   | 425,715            | 428,543   | 290,204   | 12      |
| 139,805   | 61,583    | 253,576   | 164,754  | 147,967    | 115,276   | 450,257            | 426,858   | 309,843   | 1. 2020 |
| 145,781   | 175,739   | 223,508   | 153,113  | 150,920    | 116,118   | 414,276            | 394,105   | 326,239   | 2       |
| 164,085   | 195,726   | 191,510   | 164,253  | 150,889    | 128,186   | 423,633            | 422,284   | 324,443   | 3       |
| 163,913   | 149,593   | 205,585   | 147,062  | 129,721    | 144,163   | 449,623            | 434,168   | 349,640   | 4       |

Note: 1) Recent two month data are preliminary.

2) Yearly figures of inventory refer to end of year.

Source: Statistics Korea.

10.

( )<sup>1)2)</sup>

|         | Manufacture of synthetic rubber and of plastics in primary forms |          |           |  |           |           |               |           |           |
|---------|--|----------|-----------|--|-----------|-----------|---------------|-----------|-----------|
|         | Polystyrene  |          |           | ABS<br>Acrylonitrile butadiene styrene resin |           |           | Polypropylene |           |           |
|         | Production   | Shipment | Inventory | Production                                   | Shipment  | Inventory | Production    | Shipment  | Inventory |
|         | M/T  |          |           | M/T  |           |           | M/T           |           |           |
| 2017    | 975,835  | 969,485  | 39,781    | 2,006,656                                    | 1,954,984 | 95,504    | 4,740,586     | 4,705,082 | 207,777   |
| 2018    | 948,223  | 932,221  | 49,470    | 1,997,483                                    | 1,969,088 | 92,087    | 4,701,315     | 4,675,566 | 210,570   |
| 2019    | 924,570  | 916,639  | 47,045    | 2,023,314                                    | 1,974,271 | 117,032   | 4,582,360     | 4,549,778 | 221,697   |
| 2019. 1 | 80,136   | 76,598   | 52,796    | 171,815                                      | 164,643   | 94,107    | 410,267       | 399,807   | 219,199   |
| 2       | 71,450   | 76,620   | 47,059    | 160,764                                      | 168,125   | 91,589    | 363,618       | 346,157   | 235,978   |
| 3       | 86,836   | 81,504   | 52,168    | 174,189                                      | 171,957   | 92,536    | 384,988       | 389,473   | 230,286   |
| 4       | 83,665   | 79,735   | 55,693    | 177,163                                      | 173,802   | 94,155    | 327,847       | 363,398   | 192,086   |
| 5       | 83,531   | 85,660   | 52,048    | 177,312                                      | 168,139   | 98,569    | 367,426       | 363,396   | 194,532   |
| 6       | 73,261   | 78,065   | 46,095    | 164,615                                      | 161,522   | 100,149   | 348,060       | 334,142   | 205,206   |
| 7       | 80,917   | 77,843   | 49,133    | 162,090                                      | 162,209   | 98,193    | 406,035       | 398,419   | 212,033   |
| 8       | 80,945   | 74,531   | 54,802    | 161,892                                      | 159,965   | 95,996    | 404,128       | 385,382   | 227,298   |
| 9       | 76,942   | 73,923   | 56,385    | 165,340                                      | 159,903   | 99,403    | 391,489       | 385,550   | 232,854   |
| 10      | 70,917   | 77,929   | 48,743    | 167,829                                      | 165,668   | 100,954   | 380,905       | 401,347   | 209,796   |
| 11      | 68,873   | 65,207   | 49,051    | 170,542                                      | 164,341   | 104,304   | 390,872       | 380,460   | 217,502   |
| 12      | 67,097   | 69,024   | 47,045    | 169,763                                      | 153,997   | 117,032   | 406,725       | 402,247   | 221,697   |
| 2020. 1 | 79,953   | 81,895   | 49,045    | 170,312                                      | 159,639   | 126,468   | 408,136       | 396,240   | 231,927   |
| 2       | 73,441   | 70,945   | 51,461    | 157,737                                      | 163,291   | 119,107   | 382,773       | 372,715   | 240,857   |
| 3       | 82,486   | 78,657   | 54,774    | 155,279                                      | 164,022   | 108,323   | 393,723       | 398,473   | 234,890   |
| 4       | 70,875   | 74,084   | 51,484    | 131,466                                      | 136,355   | 101,584   | 382,559       | 382,054   | 230,862   |

|         | Manufacture of synthetic rubber and of plastics in primary forms |          |           |                    |          |           |                           |           |           |
|---------|--|----------|-----------|--------------------|----------|-----------|---------------------------|-----------|-----------|
|         | Linear polyester resin   |          |           | Polyurethane resin |          |           | Engineering plastic resin |           |           |
|         | Production   | Shipment | Inventory | Production         | Shipment | Inventory | Production                | Shipment  | Inventory |
|         | M/T  |          |           | M/T                |          |           | M/T                       |           |           |
| 2017    | 2,516,235  | 784,507  | 60,966    | 225,874            | 206,568  | 13,906    | 1,761,276                 | 1,697,595 | 82,232    |
| 2018    | 2,467,778  | 809,474  | 77,200    | 224,930            | 203,260  | 13,156    | 1,832,509                 | 1,759,950 | 101,607   |
| 2019    | 2,302,159  | 719,754  | 87,929    | 210,919            | 191,848  | 12,952    | 1,765,005                 | 1,736,285 | 120,153   |
| 2019. 1 | 208,912  | 69,245   | 76,927    | 17,753             | 15,358   | 13,766    | 161,480                   | 148,529   | 111,553   |
| 2       | 186,216  | 62,090   | 77,591    | 14,971             | 13,203   | 14,296    | 133,915                   | 126,787   | 117,332   |
| 3       | 198,258  | 67,270   | 76,619    | 19,917             | 17,402   | 15,060    | 150,779                   | 148,791   | 114,446   |
| 4       | 185,969  | 64,657   | 67,995    | 20,348             | 18,108   | 15,663    | 151,129                   | 147,491   | 114,449   |
| 5       | 196,177  | 62,582   | 62,844    | 18,573             | 17,471   | 15,232    | 128,050                   | 140,453   | 106,348   |
| 6       | 193,152  | 63,398   | 66,951    | 16,527             | 15,432   | 14,792    | 143,578                   | 138,834   | 106,656   |
| 7       | 203,671  | 60,607   | 76,896    | 18,009             | 16,766   | 14,253    | 147,972                   | 143,501   | 112,056   |
| 8       | 198,562  | 57,289   | 80,223    | 16,784             | 15,500   | 14,273    | 146,880                   | 146,153   | 111,784   |
| 9       | 184,467  | 53,463   | 87,111    | 15,676             | 14,706   | 13,089    | 147,256                   | 146,139   | 111,156   |
| 10      | 176,421  | 55,353   | 80,416    | 18,461             | 17,464   | 12,753    | 149,535                   | 145,121   | 116,148   |
| 11      | 174,127  | 54,727   | 78,484    | 17,865             | 15,809   | 13,215    | 151,482                   | 151,494   | 119,775   |
| 12      | 196,227  | 49,073   | 87,929    | 16,035             | 14,629   | 12,952    | 152,949                   | 152,992   | 120,153   |
| 2020. 1 | 199,404  | 48,544   | 91,202    | 15,170             | 12,748   | 13,936    | 146,574                   | 142,532   | 121,911   |
| 2       | 181,086  | 55,157   | 84,101    | 16,530             | 14,521   | 14,207    | 151,960                   | 146,962   | 131,926   |
| 3       | 196,161  | 60,649   | 81,220    | 19,111             | 17,147   | 14,275    | 144,993                   | 150,370   | 127,936   |
| 4       | 184,915  | 58,115   | 84,769    | 15,411             | 14,335   | 14,366    | 131,618                   | 130,808   | 126,224   |

: 1) 2

2) 12

:

10. Production, Shipment and Inventory by Major Products (Cont'd) <sup>1)2)</sup>

| Manufacture of synthetic rubber and of plastics in primary forms |          |           |                |          |           |                             |          |           |         |
|--|----------|-----------|----------------|----------|-----------|-----------------------------|----------|-----------|---------|
| Epoxide resin  |          |           | Silicone resin |          |           | Unsaturated polyester resin |          |           |         |
| Production   | Shipment | Inventory | Production     | Shipment | Inventory | Production                  | Shipment | Inventory |         |
| M/T  |          |           | M/T            |          |           | M/T                         |          |           |         |
| 502,761  | 386,313  | 21,020    | 187,579        | 188,434  | 13,290    | 149,657                     | 139,688  | 6,588     | 2017    |
| 489,407  | 325,637  | 23,107    | 189,251        | 184,533  | 16,115    | 145,008                     | 133,741  | 6,914     | 2018    |
| 562,661  | 371,193  | 31,015    | 175,812        | 171,515  | 17,783    | 139,989                     | 128,779  | 6,697     | 2019    |
| 45,817   | 29,019   | 23,452    | 15,924         | 13,971   | 17,104    | 12,402                      | 10,534   | 7,619     | 1. 2019 |
| 39,149   | 25,439   | 24,178    | 12,273         | 12,543   | 16,540    | 9,497                       | 9,357    | 6,959     | 2       |
| 50,147   | 31,978   | 25,911    | 14,998         | 16,190   | 15,019    | 11,824                      | 11,067   | 6,635     | 3       |
| 51,000   | 32,576   | 26,684    | 15,743         | 14,554   | 16,877    | 13,550                      | 11,743   | 7,404     | 4       |
| 50,276   | 33,871   | 26,649    | 15,706         | 15,078   | 17,041    | 12,625                      | 12,242   | 6,820     | 5       |
| 48,272   | 32,920   | 28,045    | 13,097         | 13,704   | 16,117    | 10,266                      | 10,088   | 6,181     | 6       |
| 49,617   | 33,316   | 28,538    | 15,473         | 14,394   | 17,002    | 11,958                      | 10,410   | 6,752     | 7       |
| 46,028   | 32,234   | 26,786    | 15,594         | 13,380   | 19,072    | 10,578                      | 9,753    | 6,761     | 8       |
| 41,686   | 27,500   | 27,728    | 12,489         | 14,404   | 17,021    | 10,858                      | 10,115   | 6,593     | 9       |
| 47,206   | 31,002   | 27,928    | 15,641         | 14,676   | 17,745    | 12,775                      | 11,752   | 6,584     | 10      |
| 46,917   | 33,257   | 27,562    | 15,158         | 14,063   | 18,779    | 12,693                      | 11,445   | 6,873     | 11      |
| 46,546   | 28,081   | 31,015    | 13,716         | 14,558   | 17,783    | 10,963                      | 10,273   | 6,697     | 12      |
| 52,374   | 31,908   | 33,952    | 9,485          | 8,564    | 18,596    | 11,586                      | 9,842    | 7,538     | 1. 2020 |
| 47,333   | 34,437   | 32,483    | 15,288         | 14,182   | 19,573    | 10,327                      | 9,681    | 7,276     | 2       |
| 56,703   | 38,132   | 32,060    | 15,399         | 17,515   | 17,368    | 12,567                      | 11,799   | 7,007     | 3       |
| 47,228   | 31,287   | 32,576    | 14,339         | 12,888   | 18,656    | 10,716                      | 9,313    | 7,506     | 4       |

| Manufacture of other chemical products |          |           |            |          |           |            |          |           |         |
|--|----------|-----------|------------|----------|-----------|------------|----------|-----------|---------|
| Agricultural pesticides                |          |           | Paint      |          |           | Thinners   |          |           |         |
| Production                             | Shipment | Inventory | Production | Shipment | Inventory | Production | Shipment | Inventory |         |
| M/T                                    |          |           | kℓ         |          |           | kℓ         |          |           |         |
| 141,500                                | 148,399  | 53,938    | 883,128    | 954,134  | 51,783    | 128,611    | 127,911  | 5,150     | 2017    |
| 145,301                                | 146,694  | 62,409    | 844,638    | 914,678  | 55,270    | 132,799    | 132,477  | 5,017     | 2018    |
| 138,765                                | 138,041  | 64,598    | 815,520    | 886,970  | 59,779    | 129,681    | 128,823  | 5,969     | 2019    |
| 18,466                                 | 17,398   | 59,213    | 64,918     | 60,470   | 63,731    | 11,129     | 10,734   | 5,263     | 1. 2019 |
| 14,974                                 | 21,828   | 55,481    | 48,825     | 53,919   | 63,953    | 7,243      | 7,062    | 5,394     | 2       |
| 15,660                                 | 22,600   | 49,541    | 68,740     | 74,784   | 63,712    | 10,316     | 10,432   | 5,233     | 3       |
| 15,171                                 | 17,300   | 46,886    | 77,689     | 85,144   | 63,660    | 11,347     | 11,369   | 5,247     | 4       |
| 11,180                                 | 12,499   | 48,343    | 78,633     | 86,467   | 63,613    | 11,485     | 11,437   | 5,304     | 5       |
| 6,293                                  | 7,643    | 47,112    | 71,010     | 81,605   | 60,430    | 11,023     | 10,842   | 5,459     | 6       |
| 3,346                                  | 6,695    | 44,003    | 72,758     | 73,505   | 65,307    | 12,933     | 12,457   | 5,956     | 7       |
| 2,560                                  | 6,193    | 40,622    | 60,168     | 67,490   | 63,269    | 9,241      | 9,381    | 5,617     | 8       |
| 7,747                                  | 6,016    | 42,497    | 61,449     | 68,202   | 62,753    | 10,294     | 10,179   | 5,720     | 9       |
| 11,272                                 | 4,222    | 49,927    | 77,010     | 86,197   | 62,771    | 11,867     | 12,202   | 5,657     | 10      |
| 14,086                                 | 6,706    | 56,756    | 74,344     | 80,608   | 63,737    | 12,181     | 12,181   | 5,825     | 11      |
| 18,010                                 | 8,941    | 64,598    | 59,976     | 68,579   | 59,779    | 10,622     | 10,547   | 5,969     | 12      |
| 16,369                                 | 17,299   | 63,776    | 58,698     | 56,977   | 68,159    | 9,622      | 9,256    | 6,345     | 1. 2020 |
| 14,836                                 | 23,496   | 54,569    | 57,391     | 55,836   | 71,125    | 8,838      | 9,007    | 6,124     | 2       |
| 15,412                                 | 22,534   | 47,074    | 70,704     | 77,745   | 70,524    | 10,678     | 11,335   | 5,631     | 3       |
| 13,185                                 | 17,026   | 43,081    | 69,224     | 77,773   | 70,441    | 10,491     | 10,658   | 5,557     | 4       |

Note: 1) Recent two month data are preliminary.

2) Yearly figures of inventory refer to end of year.

Source: Statistics Korea.

10.

( )<sup>1)2)</sup>

|         | Manufacture of other chemical products |          |           |            |          |           |            |          |           |
|---------|--|----------|-----------|------------|----------|-----------|------------|----------|-----------|
|         | Printing ink                           |          |           | Soaps      |          |           | Dentifrice |          |           |
|         | Production                             | Shipment | Inventory | Production | Shipment | Inventory | Production | Shipment | Inventory |
|         | M/T                                    |          |           | M/T        |          |           | M/T        |          |           |
| 2017    | 96,376                                 | 104,247  | 4,238     | 31,321     | 29,804   | 683       | 23,902     | 30,670   | 1,887     |
| 2018    | 95,256                                 | 99,960   | 4,892     | 29,680     | 28,688   | 344       | 25,101     | 30,411   | 1,902     |
| 2019    | 92,980                                 | 97,854   | 5,236     | 29,199     | 27,852   | 742       | 27,049     | 34,274   | 2,588     |
| 2019. 1 | 8,040                                  | 8,191    | 4,869     | 2,590      | 2,455    | 353       | 2,832      | 3,993    | 1,503     |
| 2       | 6,472                                  | 6,922    | 4,832     | 1,901      | 1,870    | 831       | 2,187      | 3,191    | 1,556     |
| 3       | 7,830                                  | 8,224    | 4,834     | 2,094      | 1,973    | 844       | 2,420      | 2,925    | 1,755     |
| 4       | 8,023                                  | 8,414    | 4,863     | 2,529      | 2,265    | 980       | 2,254      | 2,291    | 2,038     |
| 5       | 7,913                                  | 8,315    | 4,829     | 2,499      | 2,065    | 1,261     | 2,454      | 2,824    | 2,226     |
| 6       | 7,410                                  | 7,887    | 4,779     | 2,717      | 2,858    | 1,081     | 2,093      | 2,582    | 2,233     |
| 7       | 8,547                                  | 8,697    | 5,090     | 2,854      | 2,509    | 1,211     | 2,235      | 3,119    | 1,952     |
| 8       | 7,270                                  | 7,767    | 5,070     | 1,983      | 2,237    | 903       | 1,958      | 2,772    | 1,751     |
| 9       | 7,545                                  | 8,037    | 5,139     | 2,253      | 2,064    | 948       | 2,131      | 2,534    | 1,986     |
| 10      | 8,246                                  | 8,780    | 5,211     | 2,781      | 2,641    | 992       | 2,283      | 2,599    | 2,209     |
| 11      | 8,095                                  | 8,557    | 5,221     | 2,951      | 2,748    | 1,173     | 2,285      | 2,423    | 2,436     |
| 12      | 7,589                                  | 8,063    | 5,236     | 2,047      | 2,167    | 742       | 1,917      | 3,021    | 2,588     |
| 2020. 1 | 7,189                                  | 7,685    | 5,307     | 2,445      | 2,231    | 953       | 1,579      | 2,437    | 2,184     |
| 2       | 7,361                                  | 7,712    | 5,337     | 1,992      | 1,818    | 807       | 1,763      | 2,164    | 2,273     |
| 3       | 8,663                                  | 8,737    | 5,641     | 2,628      | 2,410    | 921       | 2,187      | 2,726    | 2,197     |
| 4       | 7,230                                  | 8,105    | 5,424     | 2,305      | 2,049    | 1,011     | 2,249      | 2,743    | 2,157     |

|         | Manufacture of man-made fibers |           |           | 1<br>Manufacture of basic iron and steel |          |           |            |           |           |
|---------|--------------------------------|-----------|-----------|--|----------|-----------|------------|-----------|-----------|
|         | Polyester fiber                |           |           | Ferro alloy                              |          |           | Steel bar  |           |           |
|         | Production                     | Shipment  | Inventory | Production                               | Shipment | Inventory | Production | Shipment  | Inventory |
|         | M/T                            |           |           | M/T                                      |          |           | M/T        |           |           |
| 2017    | 1,372,270                      | 1,352,190 | 77,406    | 898,792                                  | 793,155  | 53,703    | 2,808,760  | 2,650,704 | 251,265   |
| 2018    | 1,385,541                      | 1,336,845 | 102,484   | 935,311                                  | 800,813  | 77,857    | 3,033,907  | 2,779,075 | 316,805   |
| 2019    | 1,201,232                      | 1,200,411 | 84,663    | 883,451                                  | 737,713  | 80,382    | 2,597,935  | 2,468,062 | 280,646   |
| 2019. 1 | 109,981                        | 100,923   | 109,489   | 75,801                                   | 61,093   | 80,297    | 245,593    | 238,508   | 306,344   |
| 2       | 98,964                         | 96,823    | 110,074   | 62,317                                   | 58,103   | 73,656    | 206,626    | 205,577   | 297,317   |
| 3       | 104,708                        | 104,932   | 111,042   | 80,183                                   | 67,121   | 74,089    | 253,068    | 225,425   | 307,365   |
| 4       | 92,147                         | 98,471    | 102,551   | 80,141                                   | 66,856   | 76,388    | 216,032    | 209,512   | 299,499   |
| 5       | 100,203                        | 102,681   | 98,312    | 82,573                                   | 64,591   | 82,463    | 262,853    | 230,152   | 315,404   |
| 6       | 97,167                         | 98,962    | 94,959    | 69,425                                   | 57,166   | 82,031    | 232,923    | 204,392   | 332,902   |
| 7       | 102,949                        | 102,862   | 93,135    | 73,871                                   | 64,888   | 80,373    | 206,792    | 202,882   | 353,745   |
| 8       | 100,193                        | 98,258    | 93,534    | 70,955                                   | 62,455   | 79,209    | 168,471    | 179,265   | 302,560   |
| 9       | 96,292                         | 94,947    | 93,157    | 78,190                                   | 60,789   | 86,692    | 195,017    | 185,257   | 300,431   |
| 10      | 98,659                         | 100,432   | 89,575    | 75,695                                   | 59,980   | 90,949    | 246,658    | 222,659   | 316,217   |
| 11      | 95,865                         | 98,146    | 85,372    | 67,619                                   | 59,928   | 77,590    | 201,106    | 192,693   | 304,480   |
| 12      | 104,104                        | 102,974   | 84,663    | 66,681                                   | 54,743   | 80,382    | 162,796    | 171,740   | 280,646   |
| 2020. 1 | 104,872                        | 98,197    | 89,718    | 61,633                                   | 55,632   | 79,749    | 218,745    | 196,801   | 281,643   |
| 2       | 101,749                        | 101,125   | 88,423    | 55,732                                   | 59,943   | 70,576    | 227,255    | 207,129   | 274,290   |
| 3       | 107,142                        | 103,354   | 90,498    | 71,999                                   | 69,233   | 66,104    | 238,782    | 209,840   | 293,323   |
| 4       | 92,381                         | 74,711    | 103,588   | 78,709                                   | 60,845   | 80,101    | 215,462    | 162,124   | 324,887   |

: 1) 2

2) 12

:

# 10. Production, Shipment and Inventory by Major Products (Cont'd) <sup>1)2)</sup>

| Manufacture of other chemical products |            |           |                          |           |           | Manufacture of man-made fibers |          |           |         |
|--|------------|-----------|--------------------------|-----------|-----------|--------------------------------|----------|-----------|---------|
| (                      )               |            |           | (                      ) |           |           | Polyamide fiber                |          |           |         |
| Rubber antioxidant                     |            |           | P.V.C stable preparation |           |           |                                |          |           |         |
| Production                             | Shipment   | Inventory | Production               | Shipment  | Inventory | Production                     | Shipment | Inventory |         |
| M/T                                    |            |           | M/T                      |           |           | M/T                            |          |           |         |
| 136,718                                | 131,353    | 11,639    | 114,668                  | 112,424   | 8,093     | 320,237                        | 165,166  | 20,805    | 2017    |
| 150,025                                | 136,673    | 10,823    | 107,148                  | 104,760   | 10,518    | 324,583                        | 189,393  | 15,479    | 2018    |
| 150,040                                | 136,700    | 10,709    | 109,296                  | 109,396   | 9,791     | 308,603                        | 179,218  | 15,153    | 2019    |
| 13,033                                 | 10,763     | 11,510    | 8,899                    | 8,781     | 10,703    | 28,892                         | 16,465   | 16,209    | 1. 2019 |
| 10,600                                 | 10,402     | 11,022    | 8,733                    | 8,201     | 11,056    | 25,692                         | 16,841   | 14,763    | 2       |
| 12,825                                 | 12,938     | 9,971     | 8,677                    | 8,313     | 11,378    | 26,488                         | 16,045   | 14,498    | 3       |
| 14,454                                 | 12,188     | 11,329    | 8,735                    | 8,982     | 11,226    | 25,591                         | 15,709   | 13,924    | 4       |
| 14,298                                 | 12,887     | 11,248    | 8,462                    | 8,268     | 11,216    | 26,813                         | 16,744   | 12,817    | 5       |
| 12,707                                 | 12,023     | 10,782    | 9,534                    | 9,423     | 11,396    | 24,814                         | 14,973   | 12,484    | 6       |
| 13,539                                 | 11,827     | 11,728    | 12,168                   | 11,118    | 12,299    | 26,477                         | 14,940   | 12,640    | 7       |
| 11,613                                 | 11,961     | 9,971     | 8,585                    | 9,680     | 11,150    | 26,624                         | 14,474   | 13,268    | 8       |
| 11,974                                 | 10,334     | 10,823    | 7,837                    | 9,040     | 9,891     | 25,062                         | 14,547   | 13,497    | 9       |
| 10,507                                 | 9,896      | 10,030    | 9,868                    | 9,205     | 10,501    | 24,926                         | 12,555   | 15,095    | 10      |
| 11,881                                 | 9,964      | 10,595    | 8,925                    | 9,717     | 9,662     | 23,373                         | 12,899   | 15,264    | 11      |
| 12,609                                 | 11,517     | 10,709    | 8,873                    | 8,668     | 9,791     | 23,851                         | 13,026   | 15,153    | 12      |
| 13,022                                 | 10,402     | 11,794    | 8,828                    | 8,010     | 10,568    | 23,972                         | 13,339   | 14,854    | 1. 2020 |
| 13,970                                 | 13,781     | 10,851    | 9,160                    | 8,443     | 11,239    | 22,575                         | 10,013   | 17,454    | 2       |
| 14,909                                 | 13,448     | 10,890    | 10,109                   | 8,948     | 12,347    | 23,239                         | 12,243   | 17,725    | 3       |
| 13,415                                 | 10,679     | 12,610    | 9,211                    | 8,382     | 12,393    | 14,509                         | 5,957    | 18,666    | 4       |
| 1                                      |            |           |                          |           |           |                                |          |           |         |
| Manufacture of basic iron and steel    |            |           |                          |           |           |                                |          |           |         |
| Concrete reinforcing bar               |            |           | Section                  |           |           | Steel wire                     |          |           |         |
| Production                             | Shipment   | Inventory | Production               | Shipment  | Inventory | Production                     | Shipment | Inventory |         |
| M/T                                    |            |           | M/T                      |           |           | M/T                            |          |           |         |
| 11,236,077                             | 10,672,814 | 315,729   | 4,500,453                | 4,382,984 | 309,560   | 306,853                        | 188,292  | 5,215     | 2017    |
| 10,229,238                             | 9,977,208  | 324,153   | 4,364,318                | 4,277,027 | 365,860   | 309,711                        | 205,585  | 4,498     | 2018    |
| 9,743,790                              | 9,372,729  | 367,048   | 4,350,231                | 4,350,142 | 381,625   | 303,727                        | 212,170  | 5,559     | 2019    |
| 880,422                                | 751,283    | 420,848   | 387,767                  | 358,869   | 393,235   | 26,126                         | 17,781   | 4,585     | 1. 2019 |
| 625,454                                | 656,445    | 366,847   | 297,513                  | 349,286   | 340,266   | 20,854                         | 14,387   | 4,724     | 2       |
| 877,431                                | 807,440    | 422,599   | 358,641                  | 389,352   | 332,963   | 25,657                         | 17,069   | 5,012     | 3       |
| 877,779                                | 859,264    | 413,960   | 386,244                  | 383,525   | 343,338   | 28,673                         | 19,570   | 5,698     | 4       |
| 885,929                                | 872,184    | 402,967   | 419,410                  | 400,698   | 360,796   | 27,331                         | 19,389   | 5,741     | 5       |
| 901,537                                | 877,370    | 419,746   | 359,116                  | 357,853   | 361,192   | 24,079                         | 16,049   | 5,798     | 6       |
| 850,025                                | 770,277    | 446,829   | 358,915                  | 380,317   | 338,604   | 25,778                         | 17,401   | 6,192     | 7       |
| 765,013                                | 724,440    | 462,558   | 362,263                  | 366,043   | 330,482   | 22,283                         | 15,589   | 6,728     | 8       |
| 693,689                                | 626,032    | 508,490   | 299,555                  | 265,417   | 364,877   | 22,948                         | 15,991   | 6,509     | 9       |
| 792,026                                | 819,227    | 449,971   | 384,421                  | 379,811   | 367,775   | 27,350                         | 19,760   | 6,461     | 10      |
| 806,622                                | 804,850    | 419,612   | 399,213                  | 400,118   | 363,790   | 25,833                         | 19,199   | 6,131     | 11      |
| 787,863                                | 803,917    | 367,048   | 337,173                  | 318,853   | 381,625   | 26,815                         | 19,985   | 5,559     | 12      |
| 627,703                                | 584,616    | 384,772   | 310,781                  | 370,386   | 321,167   | 22,244                         | 14,898   | 5,640     | 1. 2020 |
| 685,150                                | 594,152    | 440,747   | 340,631                  | 332,502   | 328,336   | 23,814                         | 14,612   | 5,418     | 2       |
| 761,084                                | 828,207    | 342,783   | 393,084                  | 363,997   | 354,444   | 26,709                         | 16,607   | 5,236     | 3       |
| 797,976                                | 810,266    | 299,222   | 370,719                  | 372,843   | 351,812   | 24,821                         | 14,791   | 5,091     | 4       |

Note: 1) Recent two month data are preliminary.

2) Yearly figures of inventory refer to end of year.

Source: Statistics Korea.

10.

( )<sup>1)2)</sup>

|         | 1<br>Manufacture of basic iron and steel |          |           |               |          |           |  |          |           |
|---------|--|----------|-----------|---------------|----------|-----------|--|----------|-----------|
|         | Hard drawn steel wire                    |          |           | PC<br>Pc wire |          |           | Carbon steel wires for cold heading and cold forging |          |           |
|         | Production                               | Shipment | Inventory | Production    | Shipment | Inventory | Production   | Shipment | Inventory |
|         | M/T                                      |          |           | M/T           |          |           | M/T  |          |           |
| 2017    | 297,565                                  | 282,043  | 25,222    | 255,562       | 255,311  | 10,765    | 866,082  | 871,388  | 57,469    |
| 2018    | 301,054                                  | 282,958  | 27,476    | 256,663       | 256,333  | 10,030    | 860,298  | 864,595  | 55,858    |
| 2019    | 278,814                                  | 263,947  | 26,287    | 249,952       | 248,947  | 10,670    | 857,665  | 855,147  | 50,719    |
| 2019. 1 | 24,948                                   | 22,808   | 28,467    | 19,524        | 16,266   | 13,250    | 74,717   | 76,291   | 57,090    |
| 2       | 19,367                                   | 18,945   | 27,785    | 16,032        | 16,954   | 12,362    | 62,773   | 63,291   | 42,960    |
| 3       | 24,909                                   | 22,557   | 28,708    | 21,186        | 20,514   | 13,032    | 74,471   | 72,874   | 45,891    |
| 4       | 24,080                                   | 22,030   | 29,307    | 20,761        | 20,761   | 13,031    | 73,837   | 76,849   | 43,998    |
| 5       | 25,655                                   | 22,740   | 30,760    | 22,436        | 23,257   | 12,145    | 71,598   | 72,489   | 43,893    |
| 6       | 22,244                                   | 22,089   | 29,581    | 22,233        | 22,657   | 11,518    | 71,767   | 70,826   | 46,237    |
| 7       | 22,728                                   | 22,247   | 28,524    | 24,127        | 22,677   | 12,967    | 75,400   | 75,039   | 47,820    |
| 8       | 19,048                                   | 19,218   | 27,169    | 21,966        | 21,216   | 13,717    | 62,043   | 63,449   | 47,504    |
| 9       | 20,666                                   | 20,181   | 26,459    | 18,520        | 16,952   | 15,284    | 66,941   | 68,558   | 46,566    |
| 10      | 25,112                                   | 23,852   | 26,235    | 22,508        | 23,908   | 13,878    | 77,017   | 73,650   | 50,352    |
| 11      | 25,310                                   | 22,199   | 27,914    | 21,099        | 21,136   | 13,843    | 77,709   | 74,666   | 51,239    |
| 12      | 24,747                                   | 25,081   | 26,287    | 19,560        | 22,649   | 10,670    | 69,392   | 67,165   | 50,719    |
| 2020. 1 | 22,002                                   | 19,579   | 27,618    | 17,292        | 14,846   | 13,189    | 60,708   | 62,242   | 47,523    |
| 2       | 23,382                                   | 21,847   | 26,064    | 19,848        | 17,766   | 11,357    | 65,366   | 63,139   | 49,018    |
| 3       | 24,721                                   | 23,580   | 25,901    | 20,603        | 20,641   | 11,904    | 66,708   | 64,912   | 50,065    |
| 4       | 22,014                                   | 20,121   | 26,912    | 20,754        | 20,088   | 11,432    | 51,579   | 48,984   | 52,171    |

|         | 1<br>Manufacture of basic iron and steel |          |           |            |           |           |                  |            |           |
|---------|--|----------|-----------|------------|-----------|-----------|------------------|------------|-----------|
|         | Cast iron pipe                           |          |           | Steel pipe |           |           | Galvanized sheet |            |           |
|         | Production                               | Shipment | Inventory | Production | Shipment  | Inventory | Production       | Shipment   | Inventory |
|         | M/T                                      |          |           | M/T        |           |           | M/T              |            |           |
| 2017    | 140,305                                  | 134,621  | 8,520     | 6,051,429  | 6,030,466 | 383,836   | 12,411,417       | 10,676,135 | 456,555   |
| 2018    | 139,116                                  | 135,196  | 12,556    | 4,944,030  | 5,005,560 | 350,842   | 12,330,380       | 10,898,345 | 510,997   |
| 2019    | 118,706                                  | 115,661  | 15,601    | 4,756,962  | 4,816,237 | 346,643   | 12,324,160       | 10,903,399 | 571,284   |
| 2019. 1 | 10,031                                   | 5,259    | 17,328    | 445,773    | 417,672   | 385,844   | 1,076,282        | 949,881    | 520,655   |
| 2       | 5,844                                    | 4,192    | 18,980    | 349,204    | 383,732   | 356,014   | 932,753          | 858,454    | 494,782   |
| 3       | 9,932                                    | 8,490    | 20,422    | 423,116    | 442,716   | 344,489   | 1,011,661        | 916,551    | 472,434   |
| 4       | 10,726                                   | 8,331    | 22,817    | 432,489    | 425,878   | 355,851   | 1,023,360        | 902,183    | 473,022   |
| 5       | 9,762                                    | 10,636   | 21,943    | 421,884    | 414,353   | 365,450   | 1,078,851        | 945,379    | 492,547   |
| 6       | 11,881                                   | 14,429   | 19,395    | 389,434    | 417,770   | 358,700   | 1,025,740        | 912,471    | 500,710   |
| 7       | 11,617                                   | 11,280   | 19,732    | 400,779    | 399,180   | 346,717   | 1,091,274        | 983,193    | 494,441   |
| 8       | 8,642                                    | 7,872    | 20,502    | 359,941    | 362,291   | 345,112   | 1,023,789        | 889,962    | 506,702   |
| 9       | 9,600                                    | 9,870    | 20,232    | 369,976    | 349,064   | 366,436   | 1,004,488        | 860,866    | 534,822   |
| 10      | 10,692                                   | 9,364    | 21,560    | 413,516    | 416,960   | 361,157   | 991,802          | 905,361    | 507,611   |
| 11      | 10,767                                   | 11,189   | 21,138    | 381,253    | 388,294   | 359,800   | 1,039,723        | 894,243    | 543,544   |
| 12      | 9,212                                    | 14,749   | 15,601    | 369,597    | 398,327   | 346,643   | 1,024,437        | 884,855    | 571,284   |
| 2020. 1 | 7,291                                    | 2,524    | 20,368    | 372,735    | 365,226   | 348,685   | 972,713          | 796,106    | 643,020   |
| 2       | 9,879                                    | 4,504    | 25,743    | 397,801    | 381,856   | 357,999   | 1,006,624        | 907,030    | 637,670   |
| 3       | 12,143                                   | 9,802    | 28,084    | 431,042    | 421,017   | 366,116   | 1,008,030        | 922,514    | 598,483   |
| 4       | 11,119                                   | 10,060   | 29,143    | 410,932    | 420,931   | 349,274   | 952,351          | 714,557    | 738,455   |

: 1) 2

2) 12

:

10. Production, Shipment and Inventory by Major Products (Cont'd) <sup>1)2)</sup>

| 1                                   |          |           |                                  |          |           |                               |          |           |         |
|-------------------------------------|----------|-----------|----------------------------------|----------|-----------|-------------------------------|----------|-----------|---------|
| Manufacture of basic iron and steel |          |           |                                  |          |           |                               |          |           |         |
| Stainless steel wire                |          |           | Galvanized low carbon steel wire |          |           | Steel cord and tire bead wire |          |           |         |
| Production                          | Shipment | Inventory | Production                       | Shipment | Inventory | Production                    | Shipment | Inventory |         |
| M/T                                 |          |           | M/T                              |          |           | M/T                           |          |           |         |
| 78,346                              | 72,809   | 6,022     | 72,562                           | 56,583   | 7,277     | 316,832                       | 312,591  | 18,380    | 2017    |
| 80,454                              | 76,600   | 6,036     | 79,038                           | 61,529   | 8,516     | 255,459                       | 258,495  | 15,346    | 2018    |
| 79,896                              | 77,343   | 5,258     | 78,219                           | 59,988   | 7,425     | 223,777                       | 223,982  | 15,971    | 2019    |
| 6,993                               | 7,023    | 5,703     | 6,556                            | 4,480    | 9,038     | 20,226                        | 19,422   | 16,142    | 1. 2019 |
| 5,701                               | 6,024    | 5,134     | 5,119                            | 3,830    | 8,831     | 16,743                        | 17,229   | 15,655    | 2       |
| 7,562                               | 7,009    | 5,383     | 6,452                            | 5,177    | 8,504     | 20,290                        | 20,602   | 15,332    | 3       |
| 7,389                               | 6,560    | 5,910     | 6,973                            | 5,319    | 8,455     | 21,037                        | 20,266   | 16,093    | 4       |
| 7,035                               | 6,568    | 6,111     | 6,880                            | 5,459    | 8,227     | 20,912                        | 20,395   | 16,599    | 5       |
| 6,634                               | 6,543    | 5,952     | 6,592                            | 4,893    | 8,327     | 18,787                        | 19,437   | 15,939    | 6       |
| 6,768                               | 6,539    | 5,868     | 6,505                            | 4,690    | 8,835     | 17,861                        | 19,657   | 14,133    | 7       |
| 6,031                               | 6,302    | 5,324     | 6,472                            | 4,651    | 9,054     | 16,919                        | 16,920   | 14,119    | 8       |
| 6,004                               | 5,867    | 5,191     | 5,943                            | 4,113    | 9,234     | 17,808                        | 17,671   | 14,242    | 9       |
| 6,802                               | 6,343    | 5,394     | 6,800                            | 5,168    | 9,215     | 18,654                        | 18,500   | 14,381    | 10      |
| 6,703                               | 6,194    | 5,605     | 6,898                            | 5,552    | 8,862     | 17,639                        | 16,569   | 15,438    | 11      |
| 6,274                               | 6,371    | 5,258     | 7,029                            | 6,656    | 7,425     | 16,901                        | 17,314   | 15,971    | 12      |
| 6,015                               | 6,081    | 4,960     | 6,012                            | 4,927    | 6,709     | 15,653                        | 16,952   | 14,637    | 1. 2020 |
| 6,700                               | 5,980    | 5,408     | 7,134                            | 5,809    | 5,836     | 18,728                        | 18,456   | 14,438    | 2       |
| 7,613                               | 7,429    | 5,456     | 7,932                            | 6,532    | 5,379     | 21,011                        | 21,578   | 13,779    | 3       |
| 7,089                               | 6,182    | 6,156     | 7,913                            | 5,811    | 6,035     | 14,813                        | 14,533   | 13,890    | 4       |

| 1                                   |           |           | 1  |          |           |                 |          |           |         |  |
|-------------------------------------|-----------|-----------|--|----------|-----------|-----------------|----------|-----------|---------|--|
| Manufacture of basic iron and steel |           |           | Manufacture of basic precious and non-ferrous metals |          |           |                 |          |           |         |  |
| Color steel sheet                   |           |           | Copper bars  |          |           | Copper wire bar |          |           |         |  |
| Production                          | Shipment  | Inventory | Production   | Shipment | Inventory | Production      | Shipment | Inventory |         |  |
| M/T                                 |           |           | M/T  |          |           | M/T             |          |           |         |  |
| 2,172,543                           | 2,159,917 | 84,857    | 239,143  | 233,912  | 17,666    | 599,264         | 412,863  | 15,682    | 2017    |  |
| 2,094,121                           | 2,085,638 | 93,009    | 215,541  | 216,350  | 16,584    | 577,518         | 394,253  | 11,799    | 2018    |  |
| 2,132,192                           | 2,107,424 | 117,924   | 197,571  | 198,720  | 15,349    | 542,080         | 401,150  | 9,468     | 2019    |  |
| 175,991                             | 173,626   | 95,360    | 19,402   | 16,863   | 19,094    | 49,832          | 34,879   | 13,268    | 1. 2019 |  |
| 166,651                             | 156,837   | 105,157   | 14,375   | 15,226   | 18,238    | 41,927          | 31,394   | 11,482    | 2       |  |
| 189,157                             | 181,771   | 112,527   | 16,738   | 17,952   | 16,998    | 45,313          | 29,902   | 14,110    | 3       |  |
| 181,357                             | 177,813   | 116,060   | 17,205   | 19,004   | 15,140    | 43,545          | 30,705   | 13,243    | 4       |  |
| 181,686                             | 184,870   | 112,863   | 17,213   | 17,535   | 14,772    | 42,586          | 30,781   | 10,908    | 5       |  |
| 177,014                             | 176,211   | 113,650   | 16,141   | 16,241   | 14,689    | 44,771          | 29,973   | 12,637    | 6       |  |
| 188,056                             | 187,110   | 114,803   | 17,178   | 16,631   | 15,257    | 45,292          | 33,582   | 10,424    | 7       |  |
| 179,725                             | 176,024   | 118,608   | 14,045   | 14,336   | 14,991    | 42,814          | 29,488   | 11,128    | 8       |  |
| 174,707                             | 175,748   | 117,171   | 14,866   | 14,380   | 15,488    | 43,340          | 30,549   | 10,183    | 9       |  |
| 172,864                             | 180,836   | 108,784   | 16,936   | 16,492   | 15,910    | 49,167          | 40,488   | 10,383    | 10      |  |
| 173,314                             | 168,096   | 114,746   | 17,641   | 16,796   | 16,757    | 49,338          | 41,470   | 10,934    | 11      |  |
| 171,670                             | 168,482   | 117,924   | 15,831   | 17,264   | 15,349    | 44,155          | 37,939   | 9,468     | 12      |  |
| 167,091                             | 166,920   | 118,015   | 16,617   | 15,681   | 16,273    | 49,035          | 39,789   | 10,478    | 1. 2020 |  |
| 156,691                             | 161,541   | 113,166   | 16,809   | 15,841   | 17,234    | 47,184          | 38,632   | 10,674    | 2       |  |
| 169,669                             | 171,110   | 111,586   | 18,476   | 17,466   | 18,240    | 47,965          | 40,082   | 10,585    | 3       |  |
| 157,201                             | 150,374   | 118,276   | 16,556   | 16,789   | 17,919    | 44,817          | 34,629   | 13,061    | 4       |  |

Note: 1) Recent two month data are preliminary.

2) Yearly figures of inventory refer to end of year.

Source: Statistics Korea.



10. ( )<sup>1)2)</sup>

|         | 1<br>Manufacture of basic precious and non-ferrous metals |          |           |                                |          |           |
|---------|---|----------|-----------|--------------------------------|----------|-----------|
|         | Copper tube   |          |           | Aluminium tubes and hollow bar |          |           |
|         | Production  | Shipment | Inventory | Production                     | Shipment | Inventory |
|         | M/T   |          |           | M/T                            |          |           |
| 2017    | 121,702   | 120,556  | 6,262     | 187,800                        | 165,347  | 12,950    |
| 2018    | 114,867   | 112,563  | 8,008     | 170,878                        | 147,805  | 13,102    |
| 2019    | 110,529   | 109,389  | 8,741     | 153,109                        | 136,794  | 10,018    |
| 2019. 1 | 10,041  | 9,093    | 8,940     | 13,621                         | 12,417   | 10,855    |
| 2       | 8,230   | 9,495    | 7,659     | 11,611                         | 10,153   | 11,060    |
| 3       | 10,814  | 10,165   | 8,238     | 12,320                         | 11,430   | 10,657    |
| 4       | 10,065  | 9,784    | 8,441     | 12,973                         | 11,567   | 9,911     |
| 5       | 10,265  | 9,619    | 8,980     | 12,365                         | 10,811   | 9,650     |
| 6       | 9,829   | 9,963    | 8,710     | 11,973                         | 10,674   | 9,392     |
| 7       | 9,894   | 10,059   | 8,626     | 13,518                         | 11,719   | 9,473     |
| 8       | 8,131   | 7,628    | 9,102     | 12,839                         | 11,811   | 8,983     |
| 9       | 8,117   | 7,821    | 9,390     | 12,406                         | 10,890   | 8,637     |
| 10      | 8,901   | 8,483    | 9,799     | 14,369                         | 11,953   | 9,304     |
| 11      | 8,601   | 8,373    | 10,008    | 12,512                         | 11,161   | 9,056     |
| 12      | 7,641   | 8,906    | 8,741     | 12,602                         | 12,208   | 10,018    |
| 2020. 1 | 7,341   | 7,356    | 8,703     | 11,675                         | 10,288   | 10,651    |
| 2       | 8,310   | 7,899    | 9,087     | 12,104                         | 10,955   | 10,125    |
| 3       | 9,650   | 9,096    | 9,579     | 12,313                         | 10,922   | 11,161    |
| 4       | 8,636   | 8,394    | 9,794     | 11,136                         | 10,737   | 11,208    |

|         | 1<br>Manufacture of basic precious and non-ferrous metals |          |           | Manufacture of motor vehicles and engines for motor vehicles |          |           |
|---------|---|----------|-----------|--|----------|-----------|
|         | Aluminium foil  |          |           | Internal combustion engine for motor vehicles                |          |           |
|         | Production  | Shipment | Inventory | Production   | Shipment | Inventory |
|         | M/T   |          |           | Each   |          |           |
| 2017    | 103,821   | 92,527   | 5,182     | 4,767,824  | 929,336  | 112,283   |
| 2018    | 106,649   | 96,052   | 5,801     | 4,478,572  | 998,566  | 46,365    |
| 2019    | 102,741   | 90,698   | 4,606     | 4,508,011  | 928,625  | 90,798    |
| 2019. 1 | 9,333   | 8,566    | 5,775     | 412,762  | 87,288   | 52,373    |
| 2       | 8,144   | 7,218    | 5,876     | 324,961  | 72,390   | 64,670    |
| 3       | 9,119   | 8,207    | 5,878     | 411,910  | 80,727   | 68,405    |
| 4       | 9,198   | 7,951    | 5,511     | 425,631  | 68,222   | 72,801    |
| 5       | 8,808   | 8,018    | 5,131     | 437,775  | 76,616   | 87,402    |
| 6       | 8,210   | 7,510    | 4,697     | 404,797  | 78,474   | 108,495   |
| 7       | 8,486   | 7,872    | 4,132     | 395,334  | 89,775   | 110,885   |
| 8       | 8,041   | 7,011    | 4,314     | 290,510  | 68,102   | 114,225   |
| 9       | 7,851   | 6,677    | 4,605     | 308,524  | 78,999   | 110,867   |
| 10      | 8,549   | 7,547    | 4,350     | 373,482  | 77,723   | 110,040   |
| 11      | 8,617   | 7,575    | 4,179     | 369,100  | 76,851   | 98,182    |
| 12      | 8,385   | 6,546    | 4,606     | 353,225  | 73,458   | 90,798    |
| 2020. 1 | 8,483   | 7,327    | 4,328     | 297,991  | 74,336   | 86,202    |
| 2       | 8,548   | 7,486    | 4,100     | 258,974  | 63,286   | 93,302    |
| 3       | 8,749   | 8,344    | 3,786     | 369,440  | 76,571   | 81,351    |
| 4       | 8,642   | 8,271    | 3,677     | 286,322  | 47,654   | 80,068    |

: 1) 2

2)

:

10. Production, Shipment and Inventory by Major Products (Cont'd) <sup>1)2)</sup>

| 1  |          |           |                  |           |           |         |
|--|----------|-----------|------------------|-----------|-----------|---------|
| Manufacture of basic precious and non-ferrous metals |          |           |                  |           |           |         |
| Aluminium wire                                       |          |           | Aluminium plates |           |           |         |
| Production   | Shipment | Inventory | Production       | Shipment  | Inventory |         |
| M/T  |          |           | M/T              |           |           |         |
| 57,895   | 45,147   | 2,418     | 958,986          | 955,222   | 24,162    | 2017    |
| 41,509   | 35,231   | 2,345     | 964,496          | 954,299   | 33,521    | 2018    |
| 34,288   | 33,716   | 1,376     | 1,015,853        | 1,013,072 | 36,000    | 2019    |
| 2,534  | 3,212    | 1,593     | 86,894           | 86,560    | 33,776    | 1. 2019 |
| 2,615  | 2,473    | 1,690     | 72,104           | 75,176    | 30,626    | 2       |
| 3,254  | 3,226    | 1,617     | 90,870           | 91,764    | 29,629    | 3       |
| 3,382  | 3,419    | 1,661     | 86,481           | 81,614    | 34,443    | 4       |
| 3,191  | 2,867    | 1,630     | 90,980           | 85,857    | 39,505    | 5       |
| 2,443  | 2,399    | 1,475     | 82,918           | 85,024    | 37,320    | 6       |
| 2,535  | 2,478    | 1,597     | 81,594           | 86,130    | 32,661    | 7       |
| 2,268  | 2,437    | 1,431     | 83,724           | 82,676    | 33,654    | 8       |
| 2,346  | 2,162    | 1,560     | 81,663           | 84,476    | 30,774    | 9       |
| 2,626  | 2,494    | 1,562     | 84,482           | 83,151    | 32,145    | 10      |
| 3,176  | 3,136    | 1,301     | 84,886           | 83,888    | 33,356    | 11      |
| 3,918  | 3,413    | 1,376     | 89,257           | 86,756    | 36,000    | 12      |
| 3,510  | 2,942    | 1,632     | 83,068           | 84,224    | 34,790    | 1. 2020 |
| 2,643  | 2,683    | 1,458     | 86,072           | 85,348    | 35,327    | 2       |
| 2,735  | 2,615    | 1,316     | 89,074           | 92,795    | 31,533    | 3       |
| 3,007  | 2,616    | 1,407     | 90,211           | 88,356    | 33,317    | 4       |

| Production, collection and distribution of electricity |          |           | 가  |            |           |         |
|--|----------|-----------|--|------------|-----------|---------|
| Production, collection and distribution of electricity |          |           | Manufacture of gas, distribution of gaseous fuel through mains |            |           |         |
| Production, collection and distribution of electricity |          |           | 가  |            |           |         |
| Production, collection and distribution of electricity |          |           | Manufacture of gas, distribution of gaseous fuel through mains |            |           |         |
| Production   | Shipment | Inventory | Production   | Shipment   | Inventory |         |
| GWH  |          |           | 1000m³   |            |           |         |
| 553,111  | 520,287  | 0         | 23,637,424   | 23,637,424 | 0         | 2017    |
| 569,768  | 538,922  | 0         | 25,560,863   | 25,560,863 | 0         | 2018    |
| 562,567  | 524,539  | 0         | 24,769,547   | 24,769,547 | 0         | 2019    |
| 53,062   | 51,233   | 0         | 3,626,782  | 3,626,782  | 0         | 1. 2019 |
| 44,646   | 41,556   | 0         | 3,416,167  | 3,416,167  | 0         | 2       |
| 47,328   | 43,399   | 0         | 2,604,135  | 2,604,135  | 0         | 3       |
| 43,975   | 41,552   | 0         | 2,173,669  | 2,173,669  | 0         | 4       |
| 44,335   | 41,079   | 0         | 1,601,578  | 1,601,578  | 0         | 5       |
| 43,789   | 40,653   | 0         | 1,324,022  | 1,324,022  | 0         | 6       |
| 49,730   | 46,167   | 0         | 1,269,691  | 1,269,691  | 0         | 7       |
| 51,516   | 47,704   | 0         | 1,182,873  | 1,182,873  | 0         | 8       |
| 44,427   | 41,060   | 0         | 1,160,316  | 1,160,316  | 0         | 9       |
| 44,006   | 41,711   | 0         | 1,353,017  | 1,353,017  | 0         | 10      |
| 45,245   | 42,060   | 0         | 2,077,839  | 2,077,839  | 0         | 11      |
| 50,508   | 46,365   | 0         | 2,979,458  | 2,979,458  | 0         | 12      |
| 49,802   | 46,207   | 0         | 3,225,564  | 3,225,564  | 0         | 1. 2020 |
| 46,618   | 43,420   | 0         | 2,982,260  | 2,982,260  | 0         | 2       |
| 46,353   | 42,378   | 0         | 2,517,341  | 2,517,341  | 0         | 3       |
| 43,148   | 39,080   | 0         | 2,008,283  | 2,008,283  | 0         | 4       |

Note: 1) Recent two month data are preliminary.

2) Yearly figures of inventory refer to end of year.

Source: Statistics Korea.

11.

1)2)

₩ C25. ~ C31. 가  
( )

65%

: 10

|       |         | 3)                              |                        |                            |                                       |           |                   |                             | 4)  |   |  |                         |                 |      |
|-------|---------|---------------------------------|------------------------|----------------------------|---------------------------------------|-----------|-------------------|-----------------------------|---|---|--|-------------------------|-----------------|------|
|       |         | Domestic                        | Government<br>& public | Government                 | Public                                | Transport | Electric<br>power | Others                      | Private                                       | Manufac-<br>turing                              | Food stuffs  | 가<br>Textile<br>leather | Pulp &<br>paper |      |
|       |         |                                 |                        |                            |                                       |           |                   |                             |   |   |  |                         |                 |      |
| 2014  |         | 28,260.6                        | 5,312.6                | 79.3                       | 133.6                                 | 1,085.6   | 3,295.8           | 718.3                       | 22,948.0                                      | 13,850.2  | 296.0  | 121.9                   | 66.9            |      |
| 2015  |         | 27,226.7                        | 2,013.0                | 27.7                       | 151.6                                 | 293.7     | 1,329.0           | 211.0                       | 25,213.7                                      | 14,799.9  | 305.4  | 117.7                   | 67.4            |      |
| 2016  |         | 28,113.5                        | 3,010.7                | 28.7                       | 176.6                                 | 598.1     | 2,106.8           | 100.5                       | 25,102.8                                      | 15,034.6  | 361.2  | 121.3                   | 68.3            |      |
| 2017  |         | 33,273.0                        | 2,334.5                | 75.9                       | 155.1                                 | 401.0     | 1,577.9           | 124.7                       | 30,938.4                                      | 19,631.9  | 347.8  | 150.4                   | 82.9            |      |
| 2018  |         | 34,856.6                        | 2,557.3                | 74.0                       | 213.0                                 | 694.8     | 1,463.9           | 111.5                       | 32,299.3                                      | 21,061.2  | 328.9  | 124.6                   | 67.9            |      |
| 2019  |         | 34,549.0                        | 2,385.0                | 27.9                       | 270.8                                 | 638.5     | 1,280.6           | 167.3                       | 32,164.0                                      | 20,488.3  | 318.5  | 120.9                   | 66.2            |      |
| 2019. | 4       | 3,091.4                         | 97.9                   | 1.8                        | 25.7                                  | 4.8       | 53.8              | 11.9                        | 2,993.5                                       | 1,937.2   | 28.9   | 12.1                    | 6.7             |      |
|       | 5       | 3,008.2                         | 168.7                  | 2.9                        | 27.1                                  | 5.3       | 125.2             | 8.3                         | 2,839.5                                       | 1,689.1   | 31.3   | 11.4                    | 6.3             |      |
|       | 6       | 2,810.1                         | 134.8                  | 3.3                        | 17.5                                  | 7.5       | 99.0              | 7.5                         | 2,675.3                                       | 1,662.8   | 26.5   | 10.8                    | 6.0             |      |
|       | 7       | 2,590.0                         | 110.9                  | 2.2                        | 17.5                                  | 4.9       | 56.6              | 29.6                        | 2,479.1                                       | 1,571.4   | 28.2   | 10.4                    | 5.8             |      |
|       | 8       | 2,372.9                         | 70.3                   | 3.0                        | 17.6                                  | 4.8       | 38.2              | 6.7                         | 2,302.6                                       | 1,464.4   | 22.9   | 8.3                     | 4.6             |      |
|       | 9       | 2,487.1                         | 88.1                   | 1.1                        | 23.2                                  | 3.8       | 31.1              | 28.9                        | 2,399.0                                       | 1,541.7   | 21.1   | 7.7                     | 4.2             |      |
|       | 10      | 2,556.6                         | 119.4                  | 2.5                        | 27.2                                  | 4.7       | 75.8              | 9.1                         | 2,437.2                                       | 1,519.0   | 25.2   | 9.8                     | 5.3             |      |
|       | 11      | 2,765.9                         | 108.4                  | 1.4                        | 19.1                                  | 7.6       | 64.1              | 16.2                        | 2,657.6                                       | 1,723.3   | 24.1   | 9.4                     | 5.2             |      |
|       | 12      | 4,350.8                         | 1,108.7                | 2.2                        | 23.4                                  | 575.6     | 482.5             | 25.1                        | 3,242.1                                       | 2,162.5   | 24.4   | 9.4                     | 5.2             |      |
|       | 2020.   | 1                               | 3,341.5                | 273.8                      | 4.3                                   | 26.7      | 6.6               | 107.9                       | 128.2   | 3,067.6   | 1,981.4  | 28.8                    | 10.7            | 6.0  |
|       |         | 2                               | 2,894.8                | 202.5                      | 28.5                                  | 31.1      | 7.7               | 113.1                       | 22.1  | 2,692.3   | 1,762.9  | 29.8                    | 13.5            | 5.2  |
|       |         | 3                               | 3,663.6                | 232.5                      | 5.4                                   | 43.4      | 17.7              | 152.3                       | 13.7  | 3,431.1   | 1,897.2  | 36.5                    | 10.4            | 11.6 |
|       | 4       | 3,085.9                         | 204.4                  | 11.7                       | 41.7                                  | 8.1       | 116.4             | 26.6                        | 2,881.6                                       | 1,937.6   | 28.8   | 9.4                     | 5.3             |      |
|       |         | By consumers                    |                        |                            |                                       |           |                   |                             |   |   |  |                         |                 |      |
|       |         | Private                         |                        |                            |                                       |           |                   |                             |   |   |  |                         |                 |      |
|       |         |                                 |                        |                            |                                       |           |                   |                             |   |   |  |                         |                 |      |
|       |         | Other<br>transport<br>equipment | Others                 | Non-<br>manufactur-<br>ing | Agriculture,<br>forestry &<br>fishery | Mining    | Construction      | Whole sale<br>& retail sale | Transport<br>storage &<br>communicat-<br>ions | Financial<br>intermedia-<br>tion &<br>insurance | Real<br>estate,renting<br>& business<br>activities | Others                  |                 |      |
| 2014  | 2,834.0 | 201.4                           | 9,097.8                | 439.4                      | 34.7                                  | 3,343.2   | 800.9             | 2,935.4                     | 240.4   | 601.0   | 702.9  |                         |                 |      |
| 2015  | 2,998.1 | 211.7                           | 10,413.8               | 467.5                      | 32.7                                  | 3,230.7   | 940.1             | 2,792.0                     | 198.4   | 658.9   | 2,093.4  |                         |                 |      |
| 2016  | 1,423.1 | 210.2                           | 10,068.2               | 531.5                      | 34.9                                  | 3,226.8   | 1,373.5           | 3,192.5                     | 301.4   | 801.7   | 605.8  |                         |                 |      |
| 2017  | 1,665.8 | 230.4                           | 11,306.6               | 420.4                      | 38.7                                  | 3,328.9   | 1,951.1           | 3,623.9                     | 215.9   | 929.1   | 798.6  |                         |                 |      |
| 2018  | 2,635.1 | 303.4                           | 11,238.1               | 377.1                      | 34.1                                  | 3,865.2   | 1,839.6           | 3,340.9                     | 176.7   | 861.0   | 743.3  |                         |                 |      |
| 2019  | 2,355.9 | 236.4                           | 11,675.7               | 378.3                      | 33.8                                  | 3,637.4   | 2,141.5           | 3,787.7                     | 193.5   | 795.3   | 708.4  |                         |                 |      |
| 2019. | 4       | 174.0                           | 20.0                   | 1,056.3                    | 49.8                                  | 3.4       | 332.2             | 161.6                       | 349.4   | 16.6  | 77.8   | 65.7                    |                 |      |
|       | 5       | 238.0                           | 21.6                   | 1,150.4                    | 37.0                                  | 3.3       | 432.7             | 152.8                       | 367.0   | 19.3  | 77.2   | 61.1                    |                 |      |
|       | 6       | 135.7                           | 42.1                   | 1,012.5                    | 37.9                                  | 3.2       | 299.7             | 197.2                       | 337.1   | 14.1  | 58.7   | 64.6                    |                 |      |
|       | 7       | 149.5                           | 19.0                   | 907.7                      | 22.4                                  | 3.1       | 285.7             | 174.8                       | 285.9   | 14.9  | 59.1   | 61.8                    |                 |      |
|       | 8       | 194.9                           | 13.8                   | 838.2                      | 27.2                                  | 2.5       | 254.7             | 163.9                       | 274.3   | 14.7  | 52.6   | 48.3                    |                 |      |
|       | 9       | 283.0                           | 14.2                   | 857.3                      | 24.0                                  | 2.0       | 272.1             | 169.3                       | 275.0   | 16.2  | 45.4   | 53.4                    |                 |      |
|       | 10      | 50.8                            | 16.4                   | 918.2                      | 13.6                                  | 2.6       | 246.7             | 170.7                       | 349.4   | 19.0  | 55.0   | 61.2                    |                 |      |
|       | 11      | 281.9                           | 15.6                   | 934.3                      | 14.2                                  | 2.6       | 340.4             | 162.8                       | 287.4   | 17.2  | 51.4   | 58.3                    |                 |      |
|       | 12      | 241.7                           | 15.6                   | 1,079.6                    | 19.0                                  | 2.6       | 251.6             | 315.7                       | 383.9   | 20.3  | 31.9   | 54.6                    |                 |      |
|       | 2020.   | 1                               | 220.0                  | 17.8                       | 1,086.3                               | 35.8      | 2.9               | 239.6                       | 302.0   | 318.0   | 14.8   | 95.8                    | 77.3            |      |
|       |         | 2                               | 232.9                  | 15.6                       | 929.3                                 | 64.1      | 2.6               | 241.8                       | 158.6   | 297.5   | 12.3   | 90.9                    | 61.6            |      |
|       |         | 3                               | 198.5                  | 16.4                       | 1,533.9                               | 96.1      | 3.0               | 394.7                       | 272.3   | 609.7   | 9.3  | 86.7                    | 62.1            |      |
|       | 4       | 96.3                            | 17.7                   | 944.0                      | 69.1                                  | 2.7       | 302.6             | 182.7                       | 247.5   | 12.2  | 73.8   | 53.4                    |                 |      |

: 1) 가 (2015=100) 가  
2) 2 3) = + 4) = +  
:

# 11. Value of Machinery Orders Received by Consumers and Products <sup>1)2)</sup>

Data are the results of the Machinery Orders Received Survey. The population of the survey is establishments which produce machinery for equipment among establishments classified as 'C25. Manufacture of Fabricated Metal Products ~ C31. Manufacture of Other Transport Equipment' according to Korean Standard Industrial Classification. Establishments whose production of machinery for equipment occupies about 65 percent out of the total value are selected as a sample. The Value of machinery orders received by consumer and kind of machine is calculated at constant prices (excluding vessels)

|                        |           |                  |                      |                   |                       |                             |   |                                  |  |                 | In billion won |
|------------------------|-----------|------------------|----------------------|-------------------|-----------------------|-----------------------------|---|----------------------------------|--|-----------------|----------------|
| By consumers           |           |                  |                      |                   |                       |                             |   |                                  |  |                 |                |
| Private                |           |                  |                      |                   |                       |                             |   |                                  |  |                 |                |
| Manufacturing          |           |                  |                      |                   |                       |                             |   |                                  |  |                 |                |
| Petroleum & coal prod. | Chemicals | Rubber & plastic | Non-metallic mineral | 1<br>Basic metals | 가<br>Fabricated metal | Other machinery & equipment | Electronic & TV communication equipment | Electrical machinery & apparatus | Medical, precision & optical instruments | Motors vehicles |                |
| 272.0                  | 246.9     | 277.7            | 81.3                 | 383.7             | 261.9                 | 1,300.2                     | 2,759.6                                 | 707.1                            | 117.9                                    | 3,921.6         | 2014           |
| 185.3                  | 310.7     | 257.0            | 82.5                 | 373.6             | 182.1                 | 1,197.3                     | 2,815.4                                 | 739.7                            | 122.7                                    | 4,833.5         | 2015           |
| 269.5                  | 228.1     | 256.3            | 81.0                 | 343.2             | 197.2                 | 1,023.7                     | 4,692.0                                 | 1,336.1                          | 102.0                                    | 4,321.3         | 2016           |
| 228.1                  | 337.1     | 268.2            | 92.4                 | 399.0             | 223.5                 | 1,287.2                     | 7,873.9                                 | 689.4                            | 113.1                                    | 5,642.7         | 2017           |
| 222.9                  | 347.8     | 261.2            | 80.3                 | 399.6             | 222.7                 | 1,464.3                     | 6,847.6                                 | 880.2                            | 157.8                                    | 6,717.1         | 2018           |
| 278.7                  | 511.2     | 257.1            | 80.4                 | 337.1             | 192.9                 | 1,387.9                     | 6,416.5                                 | 738.0                            | 153.8                                    | 7,036.8         | 2019           |
| 18.0                   | 61.6      | 25.0             | 8.6                  | 27.7              | 18.7                  | 114.7                       | 702.5                                   | 67.3                             | 13.3                                     | 638.1           | 4. 2019        |
| 59.0                   | 37.6      | 21.7             | 8.3                  | 28.7              | 25.0                  | 111.5                       | 383.9                                   | 70.4                             | 12.8                                     | 621.8           | 5              |
| 40.2                   | 29.5      | 18.3             | 7.1                  | 41.9              | 18.8                  | 128.5                       | 490.7                                   | 66.0                             | 12.5                                     | 588.4           | 6              |
| 29.4                   | 36.5      | 22.2             | 6.9                  | 27.4              | 22.4                  | 96.4                        | 413.6                                   | 66.3                             | 12.6                                     | 624.7           | 7              |
| 10.3                   | 38.5      | 17.6             | 5.6                  | 24.7              | 18.3                  | 74.5                        | 465.5                                   | 40.8                             | 10.7                                     | 513.4           | 8              |
| 8.9                    | 39.2      | 29.3             | 5.0                  | 18.6              | 9.8                   | 97.9                        | 381.4                                   | 55.4                             | 12.4                                     | 553.5           | 9              |
| 17.5                   | 34.9      | 20.5             | 6.6                  | 23.8              | 12.3                  | 104.3                       | 500.2                                   | 55.6                             | 14.3                                     | 621.5           | 10             |
| 20.7                   | 24.1      | 17.2             | 6.1                  | 22.7              | 11.8                  | 121.6                       | 509.4                                   | 53.3                             | 15.0                                     | 585.1           | 11             |
| 18.9                   | 40.9      | 18.5             | 6.1                  | 21.7              | 13.0                  | 116.8                       | 933.7                                   | 54.5                             | 12.6                                     | 629.6           | 12             |
| 14.4                   | 30.1      | 22.6             | 6.9                  | 25.3              | 29.0                  | 108.8                       | 872.8                                   | 45.8                             | 12.4                                     | 530.0           | 1. 2020        |
| 12.2                   | 31.2      | 30.0             | 6.2                  | 27.5              | 11.3                  | 110.3                       | 689.4                                   | 79.0                             | 12.1                                     | 456.6           | 2              |
| 15.2                   | 43.5      | 14.9             | 6.6                  | 27.4              | 19.2                  | 131.1                       | 686.5                                   | 58.3                             | 12.5                                     | 608.6           | 3              |
| 11.9                   | 33.3      | 14.2             | 6.3                  | 30.7              | 12.8                  | 107.2                       | 953.1                                   | 45.9                             | 12.2                                     | 552.5           | 4              |

| By products |                  |                |                    |                            |                                   |                           |                                 |                       |         |  |
|-------------|------------------|----------------|--------------------|----------------------------|-----------------------------------|---------------------------|---------------------------------|-----------------------|---------|--|
|             |                  |                |                    |                            |                                   |                           |                                 |                       |         |  |
| Engines     | Nuclear reactors | Fired turbines | Engines & turbines | Internal combustion engine | Motors, generators & transformers | Special purpose machinery | Agriculture, forestry & fishery | Construction & mining |         |  |
|             |                  |                |                    |                            |                                   |                           |                                 |                       |         |  |
| 6,373.4     | 2,506.5          | 876.9          | 0.0                | 2,006.3                    | 983.7                             | 3,870.3                   | 515.8                           | 926.0                 | 2014    |  |
| 4,925.8     | 232.5            | 1,819.3        | 0.0                | 1,853.8                    | 1,020.3                           | 3,708.7                   | 491.7                           | 797.4                 | 2015    |  |
| 2,944.0     | 559.4            | 617.9          | 0.0                | 798.3                      | 968.4                             | 5,264.7                   | 443.4                           | 744.5                 | 2016    |  |
| 2,704.1     | 279.1            | 296.7          | 0.0                | 967.6                      | 1,160.8                           | 8,064.4                   | 404.6                           | 1,162.5               | 2017    |  |
| 3,984.1     | 394.1            | 770.7          | 0.0                | 1,765.4                    | 1,053.9                           | 7,506.2                   | 387.5                           | 1,240.0               | 2018    |  |
| 3,380.0     | 346.1            | 461.1          | 0.0                | 1,469.9                    | 1,102.9                           | 6,738.9                   | 398.7                           | 931.8                 | 2019    |  |
| 207.6       | 4.6              | 14.7           | 0.0                | 99.7                       | 88.6                              | 749.3                     | 50.0                            | 91.4                  | 4. 2019 |  |
| 362.1       | 31.1             | 61.1           | 0.0                | 178.5                      | 91.4                              | 430.6                     | 38.9                            | 81.6                  | 5       |  |
| 180.2       | 16.6             | 11.1           | 0.0                | 57.5                       | 95.1                              | 466.6                     | 37.6                            | 73.1                  | 6       |  |
| 216.4       | 6.2              | 23.9           | 0.0                | 87.7                       | 98.6                              | 406.1                     | 22.5                            | 63.8                  | 7       |  |
| 162.3       | 9.2              | 14.0           | 0.0                | 60.5                       | 78.6                              | 442.2                     | 27.4                            | 63.4                  | 8       |  |
| 315.4       | 13.6             | 16.5           | 0.0                | 204.5                      | 80.9                              | 444.5                     | 24.3                            | 61.8                  | 9       |  |
| 141.7       | 27.6             | 25.2           | 0.0                | 8.3                        | 80.6                              | 506.2                     | 14.6                            | 62.7                  | 10      |  |
| 381.3       | 35.2             | 21.7           | 0.0                | 232.9                      | 91.4                              | 504.4                     | 14.4                            | 60.5                  | 11      |  |
| 595.7       | 135.6            | 204.6          | 0.0                | 147.6                      | 107.8                             | 915.7                     | 36.1                            | 34.5                  | 12      |  |
| 296.5       | 56.8             | 27.7           | 0.0                | 122.9                      | 89.1                              | 822.3                     | 44.3                            | 112.8                 | 1. 2020 |  |
| 289.8       | 2.6              | 37.4           | 0.0                | 159.1                      | 90.8                              | 705.4                     | 64.1                            | 107.5                 | 2       |  |
| 298.6       | 77.6             | 37.8           | 0.0                | 93.3                       | 89.9                              | 769.7                     | 95.5                            | 115.5                 | 3       |  |
| 169.2       | 13.6             | 11.7           | 0.0                | 46.7                       | 97.2                              | 1,018.5                   | 68.6                            | 102.1                 | 4       |  |

Note: 1) The constant values of orders received are the current money values deflated or adjusted by the producer prices. (2015=100)

2) Recent two month data are preliminary.

3) Domestic demand=Government & public private

4) Private demand=Manufacturing + Non-manufacturing

Source : Statistics Korea.

## 11.

( )<sup>1)2)</sup>

## Value of Machinery Orders Received by Consumers and Products (Cont'd)

: 10

In billion won

|         | By products      |                    |                        |                                   |                         |                         |                           |                    |                    |                              |
|---------|------------------|--------------------|------------------------|-----------------------------------|-------------------------|-------------------------|---------------------------|--------------------|--------------------|------------------------------|
|         |                  |                    |                        | · 가                               |                         |                         |                           |                    |                    |                              |
|         | Textile & sewing | Robot for industry | Others special purpose | Metal cutting & forming machinery | Metal cutting machinery | Metal forming machinery | General purpose machinery | Freezing machinery | Pump & compressors | Conveying elevators & others |
| 2014    | 0.0              | 246.9              | 2,181.6                | 1,710.4                           | 1,162.7                 | 547.7                   | 4,598.0                   | 1,895.2            | 1,124.3            | 1,578.4                      |
| 2015    | 0.0              | 256.9              | 2,162.7                | 1,802.6                           | 1,293.2                 | 509.4                   | 4,946.3                   | 2,058.7            | 973.6              | 1,914.1                      |
| 2016    | 0.0              | 214.5              | 3,862.3                | 1,415.3                           | 912.5                   | 502.9                   | 5,451.8                   | 1,914.6            | 1,047.4            | 2,489.8                      |
| 2017    | 1.8              | 368.9              | 6,126.6                | 1,469.0                           | 1,030.1                 | 438.8                   | 6,526.0                   | 2,182.4            | 1,370.0            | 2,973.7                      |
| 2018    | 0.0              | 461.2              | 5,417.5                | 1,997.9                           | 1,521.6                 | 476.3                   | 6,472.6                   | 1,860.4            | 1,282.1            | 3,330.0                      |
| 2019    | 0.0              | 509.0              | 4,899.4                | 1,122.8                           | 931.1                   | 191.8                   | 7,318.6                   | 2,564.6            | 1,515.5            | 3,238.5                      |
| 2019. 4 | 0.0              | 30.6               | 577.3                  | 115.3                             | 79.1                    | 36.2                    | 629.6                     | 239.7              | 147.6              | 242.3                        |
| 5       | 0.0              | 48.6               | 261.6                  | 79.5                              | 68.2                    | 11.2                    | 625.8                     | 201.3              | 147.3              | 277.2                        |
| 6       | 0.0              | 33.0               | 322.8                  | 101.9                             | 93.7                    | 8.2                     | 708.3                     | 271.9              | 131.5              | 304.9                        |
| 7       | 0.0              | 33.9               | 285.9                  | 71.0                              | 60.9                    | 10.1                    | 602.0                     | 227.7              | 134.2              | 240.2                        |
| 8       | 0.0              | 57.6               | 293.9                  | 55.2                              | 47.3                    | 7.9                     | 578.0                     | 248.6              | 104.4              | 224.9                        |
| 9       | 0.0              | 51.9               | 306.5                  | 86.6                              | 75.3                    | 11.2                    | 564.6                     | 182.2              | 128.7              | 253.7                        |
| 10      | 0.0              | 59.0               | 369.8                  | 66.6                              | 57.6                    | 9.0                     | 513.8                     | 173.4              | 106.0              | 234.4                        |
| 11      | 0.0              | 38.5               | 391.1                  | 84.9                              | 62.6                    | 22.2                    | 543.8                     | 166.3              | 133.9              | 243.6                        |
| 12      | 0.0              | 55.0               | 790.2                  | 89.1                              | 70.4                    | 18.7                    | 825.7                     | 322.7              | 136.6              | 366.5                        |
| 2020. 1 | 0.0              | 37.3               | 627.9                  | 101.7                             | 61.0                    | 40.7                    | 721.8                     | 267.2              | 121.6              | 333.0                        |
| 2       | 0.0              | 36.5               | 497.3                  | 81.8                              | 68.9                    | 12.9                    | 462.7                     | 129.7              | 123.3              | 209.7                        |
| 3       | 0.0              | 48.4               | 510.3                  | 98.9                              | 80.5                    | 18.5                    | 669.8                     | 210.2              | 154.4              | 305.2                        |
| 4       | 0.0              | 62.7               | 785.1                  | 73.0                              | 52.2                    | 20.8                    | 518.1                     | 148.8              | 107.9              | 261.4                        |

|         | By products                            |                         |                      |                |                          |                       |                           |                    |   |
|---------|--|-------------------------|----------------------|----------------|--------------------------|-----------------------|---------------------------|--------------------|---|
|         | Office accounting, computing machinery | Communication equipment | Electrical machinery | Motor vehicles | · 가                      |                       | Other transport equipment | Railway & aircraft | Medical & precise process control equipment |
|         |  |                         |                      |                | Truck & special vehicles | Others motor vehicles |                           |                    |   |
| 2014    | 372.0                                  | 636.6                   | 2,206.8              | 6,513.2        | 4,280.3                  | 2,232.9               | 1,032.2                   | 1,032.2            | 947.7                                       |
| 2015    | 251.9                                  | 1,086.4                 | 2,497.7              | 6,850.6        | 4,290.0                  | 2,560.6               | 268.7                     | 268.7              | 887.9                                       |
| 2016    | 353.8                                  | 1,221.8                 | 2,910.7              | 7,063.9        | 4,468.3                  | 2,595.6               | 518.2                     | 518.2              | 969.2                                       |
| 2017    | 363.1                                  | 1,848.7                 | 3,249.0              | 7,625.4        | 4,556.0                  | 3,069.4               | 364.4                     | 364.4              | 1,059.0                                     |
| 2018    | 305.4                                  | 2,816.7                 | 2,748.9              | 7,359.5        | 4,428.6                  | 2,930.9               | 593.3                     | 593.3              | 1,071.9                                     |
| 2019    | 341.4                                  | 3,229.1                 | 3,301.1              | 7,293.8        | 4,441.1                  | 2,852.8               | 739.8                     | 739.8              | 1,083.5                                     |
| 2019. 4 | 34.7                                   | 270.9                   | 291.7                | 700.0          | 418.5                    | 281.6                 | 0.0                       | 0.0                | 92.3  |
| 5       | 34.0                                   | 299.5                   | 256.7                | 688.6          | 416.0                    | 272.6                 | 145.5                     | 145.5              | 86.0  |
| 6       | 25.5                                   | 286.3                   | 323.0                | 621.5          | 391.7                    | 229.8                 | 0.5                       | 0.5                | 96.3  |
| 7       | 27.2                                   | 289.9                   | 256.8                | 601.3          | 401.7                    | 199.6                 | 17.2                      | 17.2               | 102.1                                       |
| 8       | 27.2                                   | 244.5                   | 293.5                | 497.9          | 343.5                    | 154.5                 | 0.2                       | 0.2                | 71.8  |
| 9       | 24.5                                   | 234.5                   | 220.2                | 485.2          | 275.0                    | 210.3                 | 2.1                       | 2.1                | 109.4                                       |
| 10      | 28.4                                   | 345.9                   | 227.7                | 630.4          | 358.9                    | 271.5                 | 0.2                       | 0.2                | 95.8  |
| 11      | 23.4                                   | 253.4                   | 303.7                | 589.6          | 341.0                    | 248.6                 | 0.3                       | 0.3                | 81.0  |
| 12      | 26.2                                   | 281.2                   | 336.7                | 610.3          | 367.4                    | 242.9                 | 573.8                     | 573.8              | 96.4  |
| 2020. 1 | 53.2                                   | 192.4                   | 290.8                | 729.7          | 428.1                    | 301.6                 | 0.0                       | 0.0                | 133.0                                       |
| 2       | 70.1                                   | 193.2                   | 289.0                | 654.0          | 415.7                    | 238.3                 | 2.6                       | 2.6                | 146.2                                       |
| 3       | 56.3                                   | 246.5                   | 436.7                | 670.4          | 477.9                    | 192.4                 | 308.4                     | 308.4              | 108.3                                       |
| 4       | 45.5                                   | 220.7                   | 326.8                | 620.5          | 429.4                    | 191.1                 | 0.1                       | 0.1                | 93.5  |

## 12. ( )<sup>1)</sup> Index of Machinery and Equipment (Original Index)

2015=100

|       |                      |            |                   |          |                   |          |                   |        |                   | Inventory |
|-------|----------------------|------------|-------------------|----------|-------------------|----------|-------------------|--------|-------------------|-----------|
|       |                      | Production | Excluding vessels | Shipment | Excluding vessels | Domestic | Excluding vessels | Export | Excluding vessels |           |
| 가     | Weight <sup>3)</sup> | 1,331.0    | 1,128.9           | 1,181.3  | 998.2             | 0.0      | 0.0               | 0.0    | 0.0               | 897.2     |
| 2012  |                      | 112.7      | 104.9             | 112.3    | 104.8             | 108.7    | 108.3             | 114.8  | 100.9             | 87.5      |
| 2013  |                      | 107.5      | 101.0             | 106.6    | 100.4             | 101.6    | 100.1             | 110.0  | 100.6             | 94.1      |
| 2014  |                      | 106.5      | 104.5             | 105.3    | 103.7             | 100.7    | 99.8              | 108.6  | 107.9             | 93.0      |
| 2015  |                      | 100.0      | 100.0             | 100.0    | 100.0             | 100.0    | 100.0             | 100.0  | 100.0             | 91.5      |
| 2016  |                      | 97.5       | 100.0             | 97.0     | 99.8              | 102.8    | 101.6             | 92.6   | 97.3              | 90.4      |
| 2017  |                      | 97.3       | 106.9             | 94.3     | 105.6             | 114.2    | 111.9             | 79.1   | 97.0              | 104.2     |
| 2018  |                      | 91.6       | 102.1             | 88.0     | 99.9              | 108.3    | 106.6             | 72.5   | 90.8              | 100.3     |
| 2019  |                      | 88.6       | 95.1              | 86.0     | 93.6              | 98.8     | 95.5              | 76.4   | 91.1              | 109.8     |
| 2017. | 5                    | 102.7      | 111.0             | 99.4     | 109.2             | 117.9    | 115.2             | 85.4   | 101.1             | 96.0      |
|       | 6                    | 111.2      | 121.5             | 110.7    | 123.9             | 133.2    | 131.5             | 93.5   | 113.7             | 92.3      |
|       | 7                    | 97.2       | 106.7             | 92.7     | 103.5             | 114.2    | 111.6             | 76.3   | 92.4              | 98.8      |
|       | 8                    | 87.9       | 99.8              | 83.9     | 98.2              | 110.7    | 108.1             | 63.5   | 84.7              | 102.2     |
|       | 9                    | 98.0       | 108.5             | 94.4     | 107.0             | 117.9    | 114.7             | 76.6   | 96.6              | 104.6     |
|       | 10                   | 82.4       | 91.8              | 79.5     | 90.8              | 100.0    | 95.8              | 63.9   | 83.9              | 101.2     |
|       | 11                   | 97.5       | 108.1             | 92.6     | 104.8             | 115.0    | 110.7             | 75.6   | 96.8              | 107.9     |
|       | 12                   | 102.0      | 114.2             | 99.8     | 115.0             | 128.1    | 124.6             | 78.4   | 102.0             | 104.2     |
| 2018. | 1                    | 92.9       | 101.4             | 87.4     | 96.4              | 110.3    | 107.7             | 69.8   | 80.7              | 111.1     |
|       | 2                    | 81.4       | 91.2              | 77.1     | 87.9              | 98.9     | 95.4              | 60.3   | 77.6              | 108.5     |
|       | 3                    | 98.0       | 110.8             | 94.7     | 109.4             | 119.9    | 118.6             | 75.3   | 96.8              | 108.0     |
|       | 4                    | 93.8       | 105.0             | 90.0     | 102.4             | 112.1    | 110.9             | 72.9   | 90.5              | 113.8     |
|       | 5                    | 95.7       | 108.1             | 91.6     | 105.4             | 115.9    | 114.4             | 72.9   | 93.1              | 110.1     |
|       | 6                    | 97.2       | 109.7             | 93.5     | 107.7             | 116.7    | 116.1             | 75.7   | 96.1              | 112.0     |
|       | 7                    | 92.2       | 103.2             | 88.7     | 101.0             | 107.7    | 106.7             | 74.2   | 93.2              | 111.1     |
|       | 8                    | 84.6       | 95.1              | 81.0     | 92.6              | 100.2    | 98.3              | 66.3   | 84.8              | 112.7     |
|       | 9                    | 83.7       | 93.8              | 81.6     | 93.3              | 97.0     | 95.5              | 69.9   | 90.4              | 105.2     |
|       | 10                   | 90.5       | 99.9              | 86.9     | 97.4              | 103.0    | 100.2             | 74.9   | 93.8              | 102.9     |
|       | 11                   | 91.7       | 101.1             | 87.9     | 98.3              | 104.3    | 103.1             | 75.6   | 91.8              | 109.3     |
|       | 12                   | 97.3       | 106.4             | 95.8     | 107.0             | 113.3    | 111.7             | 82.6   | 100.6             | 100.3     |
| 2019. | 1                    | 84.0       | 87.7              | 81.0     | 85.5              | 89.9     | 87.8              | 74.6   | 82.3              | 105.9     |
|       | 2                    | 71.7       | 78.1              | 69.8     | 77.1              | 79.1     | 78.0              | 63.0   | 76.0              | 105.3     |
|       | 3                    | 89.7       | 97.4              | 88.3     | 97.6              | 99.7     | 98.6              | 79.9   | 96.4              | 106.6     |
|       | 4                    | 90.6       | 96.9              | 87.6     | 94.5              | 101.4    | 99.5              | 77.3   | 87.6              | 115.7     |
|       | 5                    | 92.1       | 99.0              | 88.5     | 96.3              | 99.5     | 97.3              | 80.4   | 95.0              | 117.3     |
|       | 6                    | 91.5       | 98.6              | 90.7     | 99.6              | 105.4    | 101.7             | 79.6   | 96.8              | 111.4     |
|       | 7                    | 89.9       | 95.7              | 85.8     | 92.3              | 96.1     | 92.8              | 78.3   | 91.8              | 117.4     |
|       | 8                    | 81.6       | 88.5              | 77.9     | 85.4              | 89.8     | 86.1              | 69.1   | 84.5              | 119.1     |
|       | 9                    | 86.2       | 92.6              | 82.8     | 90.2              | 93.5     | 89.4              | 75.0   | 91.4              | 124.6     |
|       | 10                   | 90.2       | 96.1              | 88.5     | 96.0              | 103.3    | 97.7              | 77.5   | 93.7              | 125.0     |
|       | 11                   | 90.4       | 96.1              | 87.6     | 94.8              | 101.9    | 95.8              | 76.9   | 93.5              | 126.5     |
|       | 12                   | 105.2      | 113.9             | 103.0    | 113.8             | 126.3    | 121.3             | 85.2   | 103.6             | 109.8     |
| 2020. | 1                    | 79.2       | 83.1              | 75.4     | 79.8              | 86.3     | 82.0              | 67.4   | 76.8              | 115.8     |
|       | 2                    | 82.0       | 85.9              | 78.5     | 83.2              | 88.3     | 84.9              | 71.4   | 80.9              | 118.2     |
|       | 3                    | 94.8       | 101.8             | 90.5     | 98.2              | 104.3    | 101.3             | 80.3   | 93.9              | 124.1     |
|       | 4                    | 93.3       | 100.3             | 87.7     | 94.9              | 103.2    | 100.4             | 75.9   | 87.4              | 125.3     |

: 1) 2

2)

3) 가 2020

가 ,

2018

:

Note: 1) Recent two month data are preliminary.

2) Yearly data are based on the those of end of year.

3) Weights are applied only to the indices for 2020. In other words, weights can't be applied to the indices prior to 2019.

Source: Statistics Korea.



통계청

이 면은 빈 공간입니다.

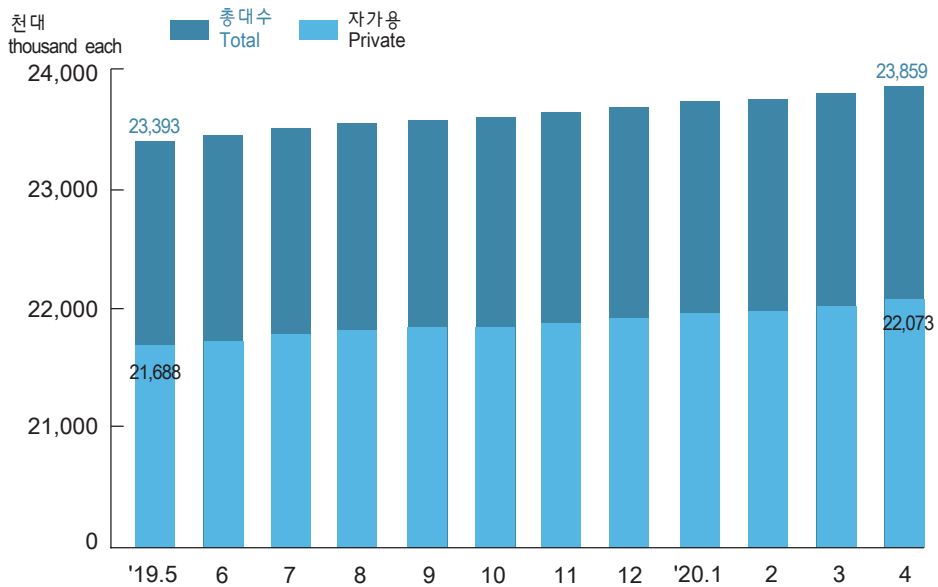
## VII. 건설 · 교통 · 물류 · 정보통신

Construction / Transport and Traffic / Information and Communication

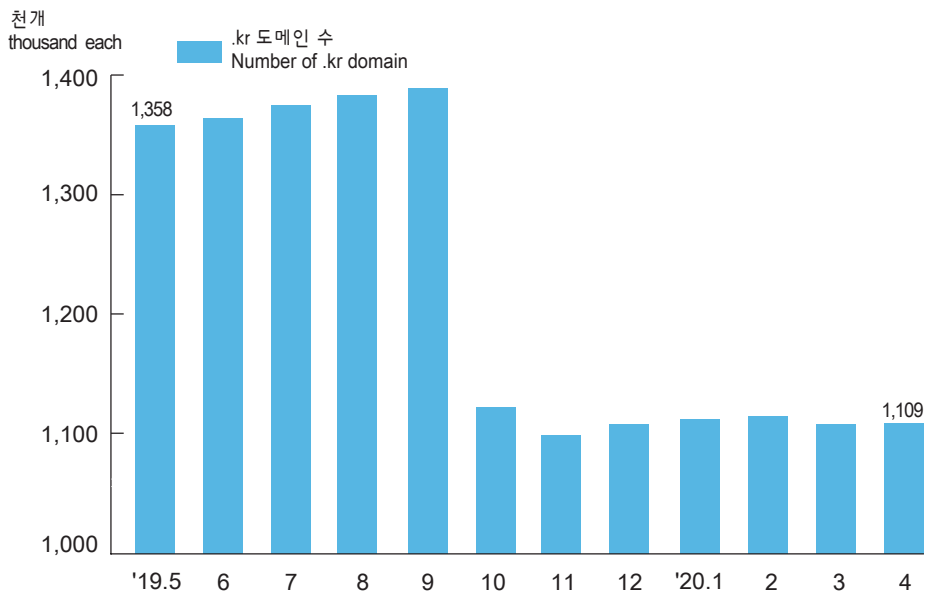
|                          |     |
|--------------------------|-----|
| 1. 발주자별 건설공사 수주액 .....   | 131 |
| 2. 건축물 건축허가 .....        | 132 |
| 3. 공종별 건설공사 수주액 .....    | 134 |
| 4. 해운화물수송 .....          | 135 |
| 5. 자동차 등록대수 .....        | 136 |
| 6. 항공화물수송 .....          | 140 |
| 7. 인터넷 기반 .....          | 141 |
| 8. 지식재산권 출원 · 등록건수 ..... | 142 |



### 자동차 등록대수 Number of Registered Motor Vehicles



### 인터넷 기반 Infrastructure of the Internet



# 1. Value of Construction Orders Received by Type of Orderer

(1995 가 ) 54% The objects of this survey are the top-ranked construction companies (registered with the Ministry of Land, Infrastructure and Transport) on the results of the latest Construction Completed Survey, which represent 54% of the total value of production in the construction sector.

: 100

In million won

|       | Total       | Public     | Central government | Local government | Public corporation | Others    | Private     | Manufacturing | Food & beverages | Wearing & fur | Chemical products |           |
|-------|-------------|------------|--------------------|------------------|--------------------|-----------|-------------|---------------|------------------|---------------|-------------------|-----------|
| 2015  | 134,493,463 | 28,546,287 | 3,544,279          | 4,862,487        | 13,933,216         | 6,206,305 | 103,184,882 | 16,089,190    | 349,836          | 315,408       | 7,706,963         |           |
| 2016  | 145,385,768 | 33,831,786 | 5,216,109          | 5,768,128        | 18,781,387         | 4,066,162 | 107,748,478 | 14,853,506    | 356,958          | 160,444       | 2,659,851         |           |
| 2017  | 142,966,486 | 33,446,295 | 5,111,948          | 5,486,555        | 18,566,344         | 4,281,448 | 104,430,939 | 18,021,986    | 549,972          | 122,015       | 3,710,188         |           |
| 2018  | 143,292,011 | 29,371,290 | 4,011,358          | 5,161,249        | 17,507,689         | 2,690,994 | 107,005,637 | 19,751,964    | 635,572          | 211,765       | 6,034,178         |           |
| 2019  | 152,143,103 | 31,438,850 | 3,366,234          | 6,400,188        | 18,579,002         | 3,093,426 | 112,096,700 | 18,015,657    | 627,315          | 113,485       | 6,167,765         |           |
| 2019. | 4           | 13,105,495 | 1,624,976          | 121,514          | 588,840            | 854,641   | 59,981      | 11,365,493    | 1,582,748        | 48,579        | 1,804             | 412,016   |
|       | 5           | 10,390,616 | 1,286,742          | 153,711          | 454,042            | 596,123   | 82,866      | 8,584,916     | 1,560,758        | 59,174        | 9,548             | 329,823   |
|       | 6           | 11,450,076 | 1,896,728          | 453,183          | 562,275            | 741,513   | 139,757     | 9,432,280     | 1,416,528        | 81,298        | 27,285            | 926,195   |
|       | 7           | 8,348,254  | 1,698,238          | 68,464           | 294,962            | 1,075,406 | 259,406     | 6,535,188     | 1,033,780        | 14,312        | 19,009            | 250,805   |
|       | 8           | 8,597,477  | 2,321,884          | 131,329          | 385,778            | 1,559,551 | 245,226     | 5,821,334     | 1,554,638        | 59,366        | 6,918             | 1,026,924 |
|       | 9           | 14,266,732 | 2,672,113          | 226,067          | 708,807            | 1,626,632 | 110,607     | 8,518,137     | 1,165,565        | 31,783        | 13,322            | 225,334   |
|       | 10          | 15,106,495 | 1,669,664          | 454,882          | 293,111            | 743,229   | 178,442     | 13,359,762    | 1,394,388        | 79,378        | 5,610             | 273,057   |
|       | 11          | 13,334,915 | 2,783,607          | 128,792          | 437,679            | 1,706,722 | 510,414     | 10,536,008    | 1,909,229        | 15,926        | 562               | 1,285,357 |
|       | 12          | 25,202,656 | 10,086,066         | 528,820          | 1,488,361          | 7,187,985 | 880,900     | 14,725,249    | 2,174,374        | 30,256        | 1,568             | 152,254   |
| 2020. | 1           | 10,159,220 | 1,813,700          | 118,365          | 240,099            | 1,316,409 | 138,827     | 8,315,845     | 3,360,657        | 107,169       | 279,221           | 193,765   |
|       | 2           | 10,714,046 | 2,126,411          | 111,125          | 358,402            | 1,463,789 | 193,095     | 8,565,005     | 1,475,185        | 40,336        | 1,815             | 301,981   |
|       | 3           | 11,994,097 | 1,767,388          | 213,974          | 477,341            | 985,880   | 90,193      | 9,910,059     | 946,093          | 110,980       | 7,282             | 108,162   |
|       | 4           | 7,227,497  | 1,052,918          | 24,438           | 525,390            | 392,561   | 110,529     | 6,083,882     | 406,905          | 24,271        | 5,698             | 84,803    |

|       | Private       |              |           |                        |                                 |                      |             |                   |              | Foreign<br>org.<br>in Korea | Private<br>capital<br>inducement |           |
|-------|---------------|--------------|-----------|------------------------|---------------------------------|----------------------|-------------|-------------------|--------------|-----------------------------|----------------------------------|-----------|
|       | Manufacturing |              |           |                        |                                 |                      |             |                   |              |                             |                                  |           |
|       | 1             |              |           | Non-manu-<br>facturing | Transportat<br>ion &<br>storage | Finance &<br>service | Real estate | Const-<br>ruction | 2)<br>Others |                             |                                  |           |
|       |               | Basic metals | Machinery |                        |                                 |                      |             |                   |              |                             |                                  | Others    |
| 2015  | 1,098,436     | 5,642,736    | 975,811   | 87,095,692             | 568,183                         | 8,887,219            | 62,227,912  | 12,840,742        | 2,571,636    | 144,415                     | 2,617,879                        |           |
| 2016  | 786,448       | 10,367,876   | 521,929   | 92,894,972             | 1,189,114                       | 7,603,395            | 69,775,256  | 13,211,051        | 1,116,156    | 91,385                      | 3,714,119                        |           |
| 2017  | 1,064,041     | 11,587,055   | 988,715   | 86,408,953             | 857,279                         | 7,710,106            | 63,614,273  | 12,959,679        | 1,267,616    | 120,711                     | 4,968,541                        |           |
| 2018  | 1,542,094     | 10,706,206   | 622,149   | 87,253,673             | 1,322,336                       | 6,133,137            | 63,221,235  | 11,523,366        | 5,053,599    | 313,282                     | 6,601,802                        |           |
| 2019  | 2,114,136     | 8,147,153    | 845,803   | 94,081,043             | 1,357,947                       | 7,099,362            | 74,297,682  | 8,798,609         | 2,527,443    | 356,789                     | 8,250,764                        |           |
| 2019. | 4             | 185,127      | 930,260   | 4,962                  | 9,782,745                       | 199,570              | 586,930     | 6,909,753         | 2,032,064    | 54,428                      | 4,700                            | 110,326   |
|       | 5             | 102,820      | 659,635   | 399,758                | 7,024,158                       | 105,610              | 781,188     | 4,551,261         | 1,527,038    | 59,061                      | 49,969                           | 468,989   |
|       | 6             | 57,161       | 300,293   | 24,296                 | 8,015,752                       | 32,611               | 814,667     | 6,964,126         | 147,004      | 57,344                      | 13,162                           | 107,906   |
|       | 7             | 85,828       | 628,358   | 35,468                 | 5,501,408                       | 30,624               | 569,706     | 4,235,972         | 424,741      | 240,365                     | 110,760                          | 4,068     |
|       | 8             | 110,309      | 291,322   | 59,799                 | 4,266,696                       | 23,574               | 584,280     | 3,112,272         | 475,959      | 70,611                      | 733                              | 453,526   |
|       | 9             | 78,922       | 797,879   | 18,325                 | 7,352,572                       | 148,992              | 392,496     | 6,043,080         | 593,688      | 174,316                     | 5,660                            | 3,070,822 |
|       | 10            | 165,308      | 824,855   | 46,180                 | 11,965,374                      | 83,630               | 547,633     | 9,419,600         | 977,319      | 937,192                     | 1,972                            | 75,097    |
|       | 11            | 214,630      | 380,451   | 12,303                 | 8,626,779                       | 299,615              | 440,884     | 7,555,355         | 251,375      | 79,550                      | 0                                | 15,300    |
|       | 12            | 718,494      | 1,175,188 | 96,614                 | 12,550,875                      | 202,840              | 670,669     | 10,670,380        | 305,326      | 701,660                     | 0                                | 391,341   |
| 2020. | 1             | 49,790       | 2,649,555 | 81,157                 | 4,955,188                       | 55,115               | 224,906     | 4,456,297         | 205,801      | 13,069                      | 288                              | 29,387    |
|       | 2             | 241,630      | 847,429   | 41,994                 | 7,089,820                       | 57,652               | 996,481     | 5,547,399         | 478,323      | 9,965                       | 7,260                            | 15,370    |
|       | 3             | 68,483       | 266,177   | 385,009                | 8,963,966                       | 58,334               | 806,689     | 7,691,545         | 376,021      | 31,377                      | 2,913                            | 313,737   |
|       | 4             | 41,117       | 195,823   | 55,193                 | 5,676,977                       | 45,561               | 181,349     | 5,392,912         | 17,347       | 39,808                      | 4,460                            | 86,237    |

: 1) 2

2)

:

Note: 1) Recent two month data are preliminary.

2) Including mining

Source: Statistics Korea.

2. 가<sup>1)</sup>

| By building material |                    |                       |         |        |        |            |                       |         |        |        |
|----------------------|--------------------|-----------------------|---------|--------|--------|------------|-----------------------|---------|--------|--------|
|                      |                    |                       |         |        |        | (1,000㎡)   |                       |         |        |        |
|                      | Number of building | Iron bar & iron frame | Masonry | Wooden | Others | Floor area | Iron bar & iron frame | Masonry | Wooden | Others |
| Total                |                    |                       |         |        |        |            |                       |         |        |        |
| 2013                 | 225,002            | 196,498               | 16,101  | 11,710 | 693    | 127,066    | 124,727               | 1,291   | 995    | 53     |
| 2014                 | 236,804            | 206,806               | 16,100  | 13,062 | 836    | 141,347    | 138,824               | 1,260   | 1,200  | 63     |
| 2015                 | 265,445            | 232,757               | 16,406  | 15,393 | 889    | 189,840    | 187,096               | 1,354   | 1,313  | 77     |
| 2016                 | 275,572            | 242,570               | 14,778  | 17,043 | 1,181  | 178,955    | 174,888               | 1,136   | 1,505  | 1,426  |
| 2017                 | 263,683            | 232,787               | 12,420  | 17,231 | 1,245  | 171,875    | 169,148               | 924     | 1,565  | 239    |
| 2018                 | 270,811            | 245,375               | 9,246   | 12,750 | 3,440  | 160,964    | 158,573               | 686     | 1,167  | 538    |
| 2019                 | 237,034            | 212,577               | 8,377   | 11,549 | 4,531  | 144,293    | 142,120               | 563     | 1,039  | 571    |
| 2019. 4              | 22,763             | 20,385                | 823     | 1,170  | 385    | 12,906     | 12,714                | 54      | 104    | 35     |
| 5                    | 21,348             | 19,091                | 795     | 1,081  | 381    | 10,953     | 10,787                | 48      | 94     | 24     |
| 6                    | 19,530             | 17,316                | 764     | 1,098  | 352    | 10,400     | 10,240                | 48      | 93     | 20     |
| 7                    | 21,795             | 19,477                | 776     | 1,099  | 443    | 12,459     | 12,230                | 51      | 97     | 82     |
| 8                    | 19,016             | 17,149                | 658     | 878    | 331    | 10,670     | 10,428                | 41      | 83     | 118    |
| 9                    | 19,038             | 17,078                | 664     | 850    | 446    | 10,892     | 10,738                | 44      | 79     | 31     |
| 10                   | 21,062             | 18,904                | 734     | 994    | 430    | 13,225     | 13,057                | 44      | 92     | 33     |
| 11                   | 19,696             | 17,567                | 705     | 1,035  | 389    | 12,531     | 12,366                | 52      | 88     | 25     |
| 12                   | 19,742             | 17,753                | 649     | 833    | 507    | 15,248     | 15,057                | 50      | 75     | 66     |
| 2020. 1              | 14,372             | 12,808                | 546     | 727    | 291    | 8,689      | 8,533                 | 43      | 64     | 48     |
| 2                    | 16,382             | 14,717                | 608     | 760    | 297    | 12,490     | 12,296                | 42      | 66     | 86     |
| 3                    | 20,306             | 18,177                | 662     | 1,029  | 438    | 12,051     | 11,887                | 49      | 91     | 24     |
| 4                    | 19,063             | 17,006                | 654     | 1,036  | 367    | 11,069     | 10,908                | 48      | 94     | 19     |
| By Province          |                    |                       |         |        |        |            |                       |         |        |        |
| Seoul                | 880                | 780                   | 77      | 21     | 2      | 830        | 818                   | 10      | 1      | 0      |
| Busan                | 379                | 329                   | 42      | 4      | 4      | 564        | 559                   | 4       | 0      | 0      |
| Daegu                | 446                | 358                   | 71      | 11     | 6      | 659        | 655                   | 3       | 0      | 0      |
| Incheon              | 416                | 361                   | 16      | 34     | 5      | 254        | 250                   | 1       | 3      | 0      |
| Gwangju              | 229                | 211                   | 15      | 2      | 1      | 365        | 364                   | 0       | 0      | 0      |
| Daejeon              | 210                | 188                   | 11      | 9      | 2      | 224        | 222                   | 1       | 1      | 0      |
| Ulsan                | 230                | 220                   | 5       | 5      | -      | 116        | 115                   | 1       | 1      | 0      |
| Sejong               | 97                 | 89                    | -       | 5      | 3      | 41         | 40                    | -       | 1      | 0      |
| Gyeonggi             | 4,714              | 4,234                 | 96      | 285    | 99     | 3,912      | 3,873                 | 10      | 26     | 3      |
| Gangwon              | 1,341              | 1,131                 | 26      | 159    | 25     | 543        | 524                   | 2       | 13     | 3      |
| Chungbuk             | 1,128              | 1,036                 | 15      | 56     | 21     | 367        | 360                   | 1       | 5      | 1      |
| Chungnam             | 1,579              | 1,415                 | 35      | 105    | 24     | 425        | 411                   | 2       | 9      | 2      |
| Jeonbuk              | 1,293              | 1,179                 | 28      | 57     | 29     | 472        | 461                   | 2       | 6      | 3      |
| Jeonnam              | 1,737              | 1,544                 | 62      | 96     | 35     | 553        | 538                   | 4       | 8      | 2      |
| Gyeongbuk            | 2,229              | 2,049                 | 39      | 96     | 45     | 776        | 763                   | 2       | 9      | 2      |
| Gyeongnam            | 1,594              | 1,411                 | 54      | 74     | 55     | 861        | 851                   | 2       | 6      | 2      |
| Jeju                 | 561                | 471                   | 62      | 17     | 11     | 108        | 103                   | 3       | 2      | 0      |

: 1)  
:

2. Permits Authorized for Building Construction <sup>1)</sup>

Includes extention, reconstruction, relocation and major repair.

| By use             |             |            |            |                                  |        |                        |             |            |            |                                  |        |         |  |
|--------------------|-------------|------------|------------|----------------------------------|--------|------------------------|-------------|------------|------------|----------------------------------|--------|---------|--|
|                    |             |            |            |                                  |        | (1,000m <sup>2</sup> ) |             |            |            |                                  |        |         |  |
| Number of building | Residential | Commercial | Industrial | Cultural, educational and social | Others | Floor area             | Residential | Commercial | Industrial | Cultural, educational and social | Others |         |  |
| Total              |             |            |            |                                  |        |                        |             |            |            |                                  |        |         |  |
| 225,002            | 93,592      | 65,553     | 22,132     | 11,916                           | 31,809 | 127,065                | 50,238      | 33,719     | 16,092     | 10,319                           | 16,697 |         |  |
| 236,804            | 101,894     | 68,830     | 20,956     | 9,817                            | 35,307 | 141,347                | 60,935      | 37,420     | 15,655     | 9,350                            | 17,987 | 2013    |  |
| 265,445            | 124,789     | 75,215     | 21,229     | 10,203                           | 34,009 | 189,840                | 85,520      | 52,449     | 16,709     | 10,333                           | 24,828 | 2014    |  |
| 275,572            | 130,489     | 77,488     | 20,258     | 9,442                            | 37,895 | 178,955                | 78,420      | 48,144     | 17,443     | 10,612                           | 24,335 | 2015    |  |
| 263,683            | 116,358     | 72,870     | 17,620     | 8,484                            | 48,351 | 171,875                | 70,255      | 48,226     | 16,377     | 8,988                            | 28,029 | 2016    |  |
| 270,811            | 98,611      | 73,012     | 16,592     | 8,741                            | 73,855 | 160,964                | 57,325      | 44,755     | 16,247     | 8,671                            | 33,967 | 2017    |  |
| 237,034            | 74,424      | 67,084     | 14,248     | 8,932                            | 72,346 | 144,293                | 46,242      | 38,260     | 16,372     | 9,856                            | 33,564 | 2018    |  |
| 22,763             | 8,228       | 6,514      | 1,363      | 745                              | 5,913  | 12,906                 | 3,901       | 3,913      | 1,889      | 758                              | 2,444  | 4. 2019 |  |
| 21,348             | 7,367       | 6,062      | 1,330      | 794                              | 5,795  | 10,953                 | 3,126       | 3,029      | 1,400      | 783                              | 2,614  |         |  |
| 19,530             | 6,270       | 5,637      | 1,179      | 778                              | 5,666  | 10,400                 | 3,198       | 2,562      | 1,311      | 888                              | 2,441  | 6       |  |
| 21,795             | 6,347       | 6,196      | 1,460      | 820                              | 6,972  | 12,459                 | 3,191       | 3,865      | 1,884      | 949                              | 2,571  | 7       |  |
| 19,016             | 5,289       | 5,337      | 1,241      | 755                              | 6,394  | 10,670                 | 3,157       | 2,552      | 1,083      | 945                              | 2,933  | 8       |  |
| 19,038             | 5,070       | 4,608      | 978        | 715                              | 7,667  | 10,892                 | 3,785       | 2,565      | 1,318      | 572                              | 2,653  | 9       |  |
| 21,062             | 6,033       | 5,603      | 1,274      | 835                              | 7,317  | 13,225                 | 4,598       | 2,970      | 1,119      | 818                              | 3,722  | 10      |  |
| 19,696             | 5,924       | 5,688      | 1,065      | 848                              | 6,171  | 12,531                 | 3,479       | 3,905      | 1,174      | 1,071                            | 2,903  | 11      |  |
| 19,742             | 5,540       | 6,177      | 1,176      | 852                              | 5,997  | 15,248                 | 4,750       | 4,071      | 1,445      | 1,161                            | 3,822  | 12      |  |
| 14,372             | 4,173       | 4,472      | 921        | 616                              | 4,190  | 8,689                  | 2,732       | 2,249      | 863        | 660                              | 2,184  | 1. 2020 |  |
| 16,382             | 4,790       | 5,095      | 1,212      | 725                              | 4,560  | 12,490                 | 3,741       | 4,064      | 1,419      | 628                              | 2,638  | 2       |  |
| 20,306             | 6,431       | 6,179      | 1,337      | 817                              | 5,542  | 12,051                 | 3,701       | 3,354      | 1,736      | 744                              | 2,516  | 3       |  |
| 19,063             | 6,407       | 5,625      | 1,232      | 680                              | 5,119  | 11,069                 | 3,550       | 3,067      | 1,358      | 729                              | 2,364  | 4       |  |

Note: 1) Excludes boğumjari.

Source: Ministry of Land, Infrastructure and Transport.

## 3.

1)

## Value of Construction Orders Received by Type of Construction

(1995

54%

가 )

The objects of this survey are the top-ranked construction companies (registered with the Ministry of Land, Infrastructure and Transport) on the results of the latest Construction Completed Survey, which represent 54% of the total value of production in the construction sector.

: 100

In million won

|                   | Total           | Building            | Dwellings        | Offices & stores        | Factory & storage                          | Public offices & schools | Others    | Civil engineering         | Forestry conservancy & water control | Agriculture & fisheries |
|-------------------|-----------------|---------------------|------------------|-------------------------|--|--------------------------|-----------|---------------------------|--------------------------------------|-------------------------|
| 2015              | 134,493,463     | 100,324,902         | 67,031,806       | 19,591,817              | 4,862,719                                  | 7,224,663                | 1,613,897 | 34,168,561                | 517,553                              | 352,641                 |
| 2016              | 145,385,768     | 114,804,115         | 73,557,789       | 24,082,619              | 8,592,830                                  | 6,951,212                | 1,619,665 | 30,581,653                | 587,913                              | 377,915                 |
| 2017              | 142,966,486     | 109,446,702         | 68,306,245       | 19,647,227              | 13,592,972                                 | 6,475,237                | 1,425,021 | 33,519,784                | 617,943                              | 744,313                 |
| 2018              | 143,292,011     | 103,977,556         | 62,222,683       | 20,045,501              | 14,945,386                                 | 4,942,011                | 1,821,975 | 39,314,455                | 582,141                              | 499,301                 |
| 2019              | 152,143,103     | 110,595,392         | 70,401,686       | 21,982,806              | 11,426,155                                 | 4,866,325                | 1,918,420 | 41,547,711                | 785,986                              | 231,640                 |
| 2019. 4           | 13,105,495      | 10,914,405          | 7,027,890        | 2,022,380               | 1,452,243                                  | 278,523                  | 133,369   | 2,191,090                 | 53,382                               | 17,344                  |
| 5                 | 10,390,616      | 8,297,497           | 5,441,996        | 1,600,495               | 854,138                                    | 332,077                  | 68,791    | 2,093,119                 | 42,075                               | 2,787                   |
| 6                 | 11,450,076      | 9,047,282           | 4,850,430        | 2,623,769               | 837,037                                    | 500,017                  | 236,029   | 2,402,794                 | 54,653                               | 12,213                  |
| 7                 | 8,348,254       | 6,653,004           | 3,475,912        | 1,890,171               | 718,896                                    | 462,009                  | 106,016   | 1,695,250                 | 41,297                               | 4,340                   |
| 8                 | 8,597,477       | 6,525,392           | 3,865,397        | 1,509,920               | 547,506                                    | 457,622                  | 144,947   | 2,072,085                 | 31,189                               | 22,209                  |
| 9                 | 14,266,732      | 8,241,645           | 5,015,369        | 1,452,263               | 1,317,878                                  | 284,360                  | 171,775   | 6,025,087                 | 36,908                               | 12,229                  |
| 10                | 15,106,495      | 11,858,505          | 8,054,141        | 2,010,588               | 1,015,453                                  | 549,450                  | 228,873   | 3,247,990                 | 43,706                               | 23,404                  |
| 11                | 13,334,915      | 10,052,793          | 5,703,896        | 2,859,323               | 953,509                                    | 320,396                  | 215,669   | 3,282,122                 | 39,119                               | 5,664                   |
| 12                | 25,202,656      | 16,567,428          | 12,464,383       | 2,228,168               | 830,486                                    | 673,409                  | 370,982   | 8,635,228                 | 253,380                              | 60,542                  |
| 2020. 1           | 10,159,220      | 7,008,973           | 3,937,153        | 1,158,334               | 1,393,393                                  | 467,689                  | 52,404    | 3,150,247                 | 17,444                               | 7,982                   |
| 2                 | 10,714,046      | 9,277,921           | 4,933,751        | 2,402,509               | 1,413,061                                  | 418,513                  | 110,087   | 1,436,125                 | 72,684                               | 29,900                  |
| 3                 | 11,994,097      | 9,674,501           | 5,568,459        | 2,513,543               | 973,832                                    | 530,376                  | 88,291    | 2,319,596                 | 49,103                               | 40,193                  |
| 4                 | 7,227,497       | 6,176,816           | 4,745,281        | 602,446                 | 571,918                                    | 178,932                  | 78,239    | 1,050,681                 | 57,827                               | 12,250                  |
| Civil engineering |                 |                     |                  |                         |  |                          |           |                           |                                      |                         |
|                   | Roads & bridges | Harbours & airports | Railways & track | Water supply and sewage | Power generation & distribution facilities | Land development         | Dams      | Installation of machinery | Landscaping                          | Others                  |
| 2015              | 4,284,040       | 1,788,956           | 5,762,675        | 1,212,961               | 6,174,774                                  | 3,015,824                | 47,669    | 9,475,060                 | 980,851                              | 555,557                 |
| 2016              | 8,240,144       | 2,025,968           | 3,883,744        | 1,285,801               | 2,352,704                                  | 4,511,335                | 98,138    | 5,744,002                 | 983,055                              | 490,934                 |
| 2017              | 9,503,151       | 1,934,073           | 1,688,520        | 1,499,307               | 5,436,495                                  | 3,491,322                | 46,602    | 6,856,591                 | 1,084,153                            | 617,314                 |
| 2018              | 8,433,903       | 2,099,532           | 2,121,708        | 1,230,480               | 10,606,430                                 | 3,267,356                | 128,279   | 8,902,906                 | 841,944                              | 600,475                 |
| 2019              | 8,280,659       | 1,671,703           | 8,285,949        | 1,569,856               | 3,907,808                                  | 4,892,081                | 130,117   | 10,356,400                | 684,096                              | 751,416                 |
| 2019. 4           | 338,459         | 224,882             | 192,461          | 72,997                  | 97,838                                     | 380,944                  | 0         | 707,437                   | 50,552                               | 54,794                  |
| 5                 | 553,615         | 7,040               | 47,731           | 131,694                 | 379,892                                    | 288,797                  | 18        | 464,578                   | 69,166                               | 105,726                 |
| 6                 | 554,104         | 60,259              | 167,090          | 125,987                 | 69,497                                     | 196,818                  | 278       | 979,856                   | 57,929                               | 124,110                 |
| 7                 | 153,651         | 23,988              | 139,958          | 51,439                  | 400,267                                    | 252,058                  | 51,713    | 404,660                   | 40,864                               | 131,015                 |
| 8                 | 272,544         | 33,992              | 427,859          | 69,276                  | 102,291                                    | 103,094                  | 1,723     | 975,222                   | 30,751                               | 1,935                   |
| 9                 | 691,963         | 40,716              | 3,399,537        | 123,934                 | 473,567                                    | 495,731                  | 28,850    | 635,215                   | 45,211                               | 41,226                  |
| 10                | 545,818         | 69,108              | 60,071           | 64,890                  | 827,267                                    | 576,975                  | 14        | 928,284                   | 70,421                               | 38,032                  |
| 11                | 394,063         | 191,587             | 29,670           | 194,711                 | 118,470                                    | 726,910                  | 41        | 1,471,423                 | 68,174                               | 42,290                  |
| 12                | 3,306,118       | 395,718             | 535,683          | 407,455                 | 843,805                                    | 961,904                  | 47,106    | 1,657,761                 | 138,238                              | 27,518                  |
| 2020. 1           | 201,697         | 17,924              | 15,405           | 90,977                  | 1,206,662                                  | 257,570                  | 0         | 1,295,144                 | 38,560                               | 882                     |
| 2                 | 168,961         | 37,571              | 5,414            | 93,526                  | 206,777                                    | 156,377                  | 1,048     | 588,261                   | 64,451                               | 11,155                  |
| 3                 | 931,706         | 42,637              | 50,740           | 110,130                 | 378,324                                    | 293,230                  | 854       | 337,159                   | 42,382                               | 43,138                  |
| 4                 | 144,503         | 16,905              | 95,496           | 141,289                 | 57,148                                     | 184,006                  | 0         | 269,862                   | 67,670                               | 3,725                   |

: 1) 2

:

Note: 1) Recent two month data are preliminary.

Source: Statistics Korea.

1)

## 4. Marine Freight Transportation

| Including coastwise vessels, excluding passenger vessels<br>In thousand R/T |           |        |         |        |                 |        |          |               |         |
|---|-----------|--------|---------|--------|-----------------|--------|----------|---------------|---------|
| : 1,000R/T  |           |        | 2)      |        |                 | 3)     |          | 4)            |         |
|   | Total     | Cereal | Oil     | Cement | Bituminous coal | Lumber | Iron ore | Iron material | Others  |
| Unloaded  |           |        |         |        |                 |        |          |               |         |
| 2013  | 853,714   | 8,868  | 208,428 | 15,138 | 115,775         | 12,505 | 64,787   | 59,396        | 368,817 |
| 2014  | 892,255   | 8,803  | 213,717 | 15,250 | 120,290         | 16,239 | 74,534   | 61,312        | 382,110 |
| 2015  | 922,606   | 9,180  | 226,553 | 16,625 | 128,044         | 19,286 | 79,574   | 59,866        | 383,478 |
| 2016  | 953,776   | 10,147 | 239,860 | 18,299 | 128,568         | 18,638 | 77,654   | 61,713        | 398,897 |
| 2017  | 991,290   | 10,846 | 247,854 | 20,666 | 144,251         | 18,827 | 77,472   | 54,105        | 417,269 |
| 2018  | 1,024,881 | 11,123 | 249,865 | 16,810 | 144,676         | 22,932 | 79,130   | 50,469        | 449,876 |
| 2019  | 1,035,254 | 10,615 | 250,354 | 16,776 | 137,434         | 23,261 | 79,945   | 55,585        | 461,284 |
| 2019. 4   | 84,793    | 826    | 21,078  | 1,497  | 9,994           | 2,389  | 5,986    | 4,870         | 38,153  |
| 5   | 83,505    | 1,182  | 19,373  | 1,602  | 10,244          | 1,779  | 6,366    | 5,086         | 37,873  |
| 6   | 85,635    | 667    | 20,265  | 1,497  | 10,279          | 1,666  | 7,569    | 5,123         | 38,569  |
| 7   | 88,263    | 723    | 21,170  | 1,439  | 13,003          | 1,946  | 6,960    | 5,067         | 37,955  |
| 8   | 92,512    | 802    | 21,931  | 1,295  | 12,179          | 1,770  | 7,712    | 4,248         | 42,575  |
| 9   | 81,878    | 892    | 19,422  | 1,120  | 11,642          | 1,573  | 6,174    | 4,056         | 36,999  |
| 10  | 88,720    | 1,030  | 20,871  | 1,390  | 12,364          | 3,152  | 6,855    | 4,731         | 38,327  |
| 11  | 85,117    | 839    | 19,557  | 1,607  | 11,019          | 1,368  | 6,115    | 4,815         | 39,797  |
| 12  | 94,708    | 1,041  | 23,033  | 1,554  | 11,918          | 2,536  | 7,374    | 3,910         | 43,342  |
| 2020. 1   | 86,155    | 768    | 20,860  | 1,000  | 11,082          | 1,509  | 5,853    | 4,341         | 40,742  |
| 2   | 76,208    | 1,106  | 20,193  | 1,192  | 8,610           | 1,318  | 5,891    | 3,567         | 34,331  |
| 3   | 84,322    | 829    | 22,023  | 1,402  | 9,878           | 1,651  | 6,395    | 4,735         | 37,409  |
| 4   | 78,961    | 729    | 19,224  | 1,511  | 9,443           | 1,508  | 6,347    | 4,223         | 35,976  |
| Loaded  |           |        |         |        |                 |        |          |               |         |
| 2013  | 505,212   | 260    | 104,504 | 23,361 | 10              | 5,372  | 1,198    | 51,276        | 319,231 |
| 2014  | 523,649   | 283    | 105,217 | 23,822 | 136             | 6,485  | 963      | 53,706        | 333,037 |
| 2015  | 540,448   | 341    | 113,326 | 22,737 | 305             | 8,872  | 821      | 60,362        | 333,684 |
| 2016  | 555,703   | 506    | 119,721 | 22,102 | 48              | 8,335  | 646      | 58,221        | 346,124 |
| 2017  | 583,050   | 645    | 125,474 | 23,130 | 63              | 8,599  | 469      | 53,951        | 370,719 |
| 2018  | 599,774   | 789    | 120,011 | 21,821 | 523             | 9,517  | 632      | 53,121        | 393,360 |
| 2019  | 608,712   | 535    | 128,057 | 23,082 | 1,211           | 10,049 | 321      | 56,641        | 388,816 |
| 2019. 4   | 48,971    | 35     | 10,909  | 1,954  | 106             | 813    | 25       | 4,223         | 30,906  |
| 5   | 51,477    | 94     | 10,614  | 2,116  | 106             | 974    | 31       | 5,086         | 32,456  |
| 6   | 54,095    | 46     | 10,577  | 2,090  | 104             | 839    | 23       | 5,221         | 35,195  |
| 7   | 52,642    | 35     | 10,744  | 1,988  | 76              | 964    | 28       | 4,902         | 33,905  |
| 8   | 50,915    | 32     | 10,863  | 1,823  | 92              | 942    | 32       | 5,341         | 31,790  |
| 9   | 46,015    | 34     | 10,161  | 1,668  | 74              | 688    | 30       | 4,148         | 29,212  |
| 10  | 52,313    | 31     | 10,973  | 2,023  | 89              | 1,002  | 44       | 4,773         | 33,378  |
| 11  | 49,440    | 44     | 9,709   | 2,281  | 104             | 699    | 37       | 4,847         | 31,719  |
| 12  | 53,979    | 47     | 10,924  | 2,136  | 106             | 616    | 30       | 4,528         | 35,592  |
| 2020. 1   | 46,140    | 39     | 10,619  | 1,402  | 88              | 646    | 26       | 4,807         | 28,513  |
| 2   | 47,853    | 45     | 10,472  | 1,771  | 103             | 662    | 27       | 4,525         | 30,248  |
| 3   | 48,238    | 59     | 10,713  | 1,744  | 103             | 708    | 30       | 4,614         | 30,267  |
| 4   | 42,874    | 35     | 9,951   | 1,757  | 102             | 707    | 55       | 3,984         | 26,283  |

: 1) ,  
 2) ( ), + / 가 가  
 3) + , , 4) +  
 :

Note: 1) Sum of domestic and international transport  
 2) Crude petroleum oils + Product of petroleum oils  
 3) Wood in the rough + Wood & articles of wood  
 4) Scrap + Iron steel & articles thereof  
 Source: Ministry of Oceans and Fisheries.

## 5.

|          | Total  | 가      | Seoul | Private | Busan | Private | Daegu | Private |
|----------|--------|--------|-------|---------|-------|---------|-------|---------|
|          | 1)     |        |       |         |       |         |       |         |
| 2015     | 20,990 | 19,623 | 3,057 | 2,850   | 1,256 | 1,172   | 1,106 | 1,055   |
| 2016     | 21,803 | 20,345 | 3,083 | 2,875   | 1,295 | 1,212   | 1,131 | 1,079   |
| 2017     | 22,528 | 20,984 | 3,116 | 2,905   | 1,333 | 1,238   | 1,157 | 1,106   |
| 2018     | 23,203 | 21,540 | 3,125 | 2,907   | 1,371 | 1,257   | 1,178 | 1,127   |
| 2019     | 23,677 | 21,908 | 3,124 | 2,904   | 1,395 | 1,269   | 1,190 | 1,135   |
| 2019. 10 | 23,594 | 21,843 | 3,121 | 2,902   | 1,389 | 1,265   | 1,188 | 1,133   |
| 11       | 23,634 | 21,874 | 3,122 | 2,903   | 1,392 | 1,267   | 1,190 | 1,135   |
| 12       | 23,677 | 21,908 | 3,124 | 2,904   | 1,395 | 1,269   | 1,190 | 1,135   |
| 2020. 1  | 23,730 | 21,952 | 3,128 | 2,908   | 1,397 | 1,270   | 1,191 | 1,136   |
| 2        | 23,743 | 21,965 | 3,124 | 2,905   | 1,399 | 1,270   | 1,192 | 1,136   |
| 3        | 23,797 | 22,015 | 3,125 | 2,908   | 1,399 | 1,270   | 1,194 | 1,139   |
| 4        | 23,859 | 22,073 | 3,129 | 2,912   | 1,403 | 1,272   | 1,197 | 1,142   |
| 2015     | 16,562 | 15,808 | 2,560 | 2,438   | 1,004 | 970     | 903   | 878     |
| 2016     | 17,338 | 16,505 | 2,598 | 2,475   | 1,045 | 1,012   | 929   | 904     |
| 2017     | 18,035 | 17,122 | 2,641 | 2,514   | 1,085 | 1,040   | 957   | 933     |
| 2018     | 18,677 | 17,663 | 2,659 | 2,527   | 1,125 | 1,062   | 980   | 955     |
| 2019     | 19,178 | 18,072 | 2,671 | 2,539   | 1,153 | 1,078   | 995   | 967     |
| 2019. 10 | 19,083 | 17,993 | 2,666 | 2,534   | 1,145 | 1,074   | 992   | 965     |
| 11       | 19,129 | 18,031 | 2,668 | 2,537   | 1,149 | 1,076   | 995   | 967     |
| 12       | 19,178 | 18,072 | 2,671 | 2,539   | 1,153 | 1,078   | 995   | 967     |
| 2020. 1  | 19,224 | 18,110 | 2,674 | 2,542   | 1,155 | 1,079   | 996   | 968     |
| 2        | 19,238 | 18,124 | 2,672 | 2,541   | 1,156 | 1,080   | 997   | 969     |
| 3        | 19,295 | 18,178 | 2,673 | 2,544   | 1,158 | 1,080   | 998   | 971     |
| 4        | 19,360 | 18,238 | 2,677 | 2,548   | 1,162 | 1,082   | 1,002 | 974     |
| 2015     | 920    | 776    | 142   | 122     | 52    | 44      | 37    | 32      |
| 2016     | 893    | 746    | 134   | 115     | 49    | 42      | 36    | 31      |
| 2017     | 868    | 720    | 128   | 108     | 47    | 40      | 34    | 29      |
| 2018     | 844    | 697    | 121   | 101     | 45    | 38      | 33    | 28      |
| 2019     | 812    | 663    | 114   | 93      | 44    | 36      | 32    | 27      |
| 2019. 10 | 817    | 669    | 116   | 94      | 44    | 37      | 32    | 27      |
| 11       | 815    | 666    | 115   | 94      | 44    | 36      | 32    | 27      |
| 12       | 812    | 663    | 114   | 93      | 44    | 36      | 32    | 27      |
| 2020. 1  | 811    | 662    | 114   | 93      | 44    | 36      | 32    | 27      |
| 2        | 808    | 660    | 113   | 92      | 44    | 36      | 32    | 27      |
| 3        | 806    | 658    | 113   | 92      | 43    | 36      | 32    | 27      |
| 4        | 803    | 656    | 112   | 91      | 43    | 36      | 32    | 27      |
| 2015     | 3,433  | 3,021  | 348   | 288     | 191   | 157     | 163   | 143     |
| 2016     | 3,492  | 3,073  | 343   | 283     | 191   | 157     | 163   | 143     |
| 2017     | 3,540  | 3,118  | 340   | 281     | 191   | 157     | 163   | 144     |
| 2018     | 3,591  | 3,152  | 337   | 276     | 190   | 155     | 163   | 142     |
| 2019     | 3,593  | 3,143  | 331   | 269     | 188   | 153     | 160   | 140     |
| 2019. 10 | 3,599  | 3,152  | 332   | 270     | 189   | 154     | 161   | 141     |
| 11       | 3,595  | 3,147  | 331   | 270     | 189   | 153     | 161   | 141     |
| 12       | 3,593  | 3,143  | 331   | 269     | 188   | 153     | 160   | 140     |
| 2020. 1  | 3,599  | 3,149  | 331   | 270     | 188   | 153     | 161   | 140     |
| 2        | 3,601  | 3,150  | 331   | 269     | 188   | 153     | 161   | 140     |
| 3        | 3,600  | 3,149  | 331   | 269     | 188   | 152     | 161   | 140     |
| 4        | 3,598  | 3,147  | 331   | 269     | 187   | 152     | 160   | 140     |

: 1)

:

## 5. Number of Registered Motor Vehicles

| In thousand each    |       |         |     |         |     |       |     |        |     |          |
|---------------------|-------|---------|-----|---------|-----|-------|-----|--------|-----|----------|
| Incheon             | 가     | Gwangju | 가   | Daejeon | 가   | Ulsan | 가   | Sejong | 가   |          |
| Total <sup>1)</sup> |       |         |     |         |     |       |     |        |     |          |
| 1,355               | 1,119 | 611     | 576 | 633     | 603 | 525   | 503 | 93     | 90  | 2015     |
| 1,437               | 1,169 | 633     | 598 | 648     | 618 | 539   | 516 | 110    | 107 | 2016     |
| 1,510               | 1,213 | 649     | 614 | 660     | 629 | 549   | 527 | 130    | 127 | 2017     |
| 1,578               | 1,260 | 664     | 629 | 670     | 639 | 558   | 535 | 148    | 144 | 2018     |
| 1,635               | 1,286 | 676     | 641 | 674     | 642 | 566   | 542 | 163    | 160 | 2019     |
| 1,626               | 1,280 | 675     | 640 | 673     | 641 | 564   | 541 | 161    | 158 | 10. 2019 |
| 1,630               | 1,282 | 676     | 641 | 673     | 642 | 565   | 541 | 162    | 159 | 11       |
| 1,635               | 1,286 | 676     | 641 | 674     | 642 | 566   | 542 | 163    | 160 | 12       |
| 1,637               | 1,288 | 678     | 643 | 675     | 644 | 567   | 543 | 164    | 161 | 1. 2020  |
| 1,636               | 1,287 | 678     | 644 | 676     | 644 | 567   | 544 | 165    | 162 | 2        |
| 1,640               | 1,290 | 680     | 646 | 678     | 646 | 568   | 545 | 166    | 163 | 3        |
| 1,657               | 1,294 | 682     | 648 | 679     | 648 | 568   | 545 | 167    | 163 | 4        |
| Car                 |       |         |     |         |     |       |     |        |     |          |
| 1,113               | 923   | 496     | 477 | 521     | 506 | 435   | 427 | 76     | 76  | 2015     |
| 1,192               | 970   | 518     | 500 | 536     | 522 | 449   | 440 | 92     | 92  | 2016     |
| 1,261               | 1,011 | 534     | 516 | 548     | 533 | 460   | 451 | 111    | 110 | 2017     |
| 1,325               | 1,057 | 548     | 531 | 558     | 543 | 468   | 460 | 128    | 127 | 2018     |
| 1,384               | 1,085 | 561     | 544 | 564     | 549 | 476   | 468 | 142    | 141 | 2019     |
| 1,374               | 1,078 | 559     | 543 | 562     | 547 | 475   | 466 | 140    | 139 | 10. 2019 |
| 1,378               | 1,081 | 560     | 544 | 563     | 548 | 475   | 467 | 141    | 140 | 11       |
| 1,384               | 1,085 | 561     | 544 | 564     | 549 | 476   | 468 | 142    | 141 | 12       |
| 1,386               | 1,087 | 562     | 546 | 565     | 550 | 477   | 469 | 143    | 142 | 1. 2020  |
| 1,385               | 1,087 | 562     | 546 | 565     | 550 | 477   | 469 | 144    | 143 | 2        |
| 1,389               | 1,090 | 564     | 549 | 567     | 552 | 478   | 470 | 145    | 144 | 3        |
| 1,406               | 1,093 | 566     | 551 | 569     | 554 | 479   | 471 | 146    | 145 | 4        |
| Bus                 |       |         |     |         |     |       |     |        |     |          |
| 58                  | 46    | 24      | 21  | 25      | 22  | 17    | 14  | 4      | 3   | 2015     |
| 56                  | 44    | 23      | 19  | 24      | 21  | 16    | 14  | 4      | 3   | 2016     |
| 56                  | 42    | 22      | 19  | 23      | 20  | 16    | 13  | 4      | 4   | 2017     |
| 54                  | 41    | 21      | 18  | 22      | 20  | 15    | 13  | 4      | 4   | 2018     |
| 52                  | 38    | 20      | 17  | 21      | 18  | 15    | 13  | 4      | 4   | 2019     |
| 52                  | 39    | 21      | 17  | 21      | 19  | 15    | 13  | 4      | 4   | 10. 2019 |
| 52                  | 38    | 20      | 17  | 21      | 18  | 15    | 13  | 4      | 4   | 11       |
| 52                  | 38    | 20      | 17  | 21      | 18  | 15    | 13  | 4      | 4   | 12       |
| 52                  | 38    | 20      | 17  | 21      | 18  | 15    | 13  | 4      | 4   | 1. 2020  |
| 51                  | 38    | 20      | 17  | 21      | 18  | 15    | 13  | 4      | 4   | 2        |
| 51                  | 38    | 20      | 17  | 21      | 18  | 15    | 13  | 4      | 4   | 3        |
| 51                  | 38    | 20      | 17  | 21      | 18  | 15    | 13  | 4      | 4   | 4        |
| Truck               |       |         |     |         |     |       |     |        |     |          |
| 178                 | 149   | 90      | 78  | 86      | 75  | 71    | 61  | 13     | 12  | 2015     |
| 183                 | 154   | 90      | 78  | 86      | 75  | 71    | 62  | 14     | 12  | 2016     |
| 188                 | 158   | 91      | 79  | 87      | 75  | 71    | 62  | 15     | 13  | 2017     |
| 192                 | 161   | 92      | 79  | 87      | 75  | 72    | 62  | 16     | 14  | 2018     |
| 193                 | 161   | 92      | 79  | 87      | 75  | 71    | 61  | 16     | 14  | 2019     |
| 193                 | 161   | 93      | 79  | 87      | 75  | 72    | 62  | 16     | 14  | 10. 2019 |
| 193                 | 161   | 93      | 79  | 87      | 75  | 72    | 62  | 16     | 14  | 11       |
| 193                 | 161   | 92      | 79  | 87      | 75  | 71    | 61  | 16     | 14  | 12       |
| 193                 | 161   | 93      | 79  | 87      | 75  | 71    | 62  | 16     | 15  | 1. 2020  |
| 193                 | 161   | 93      | 79  | 87      | 75  | 72    | 62  | 16     | 15  | 2        |
| 193                 | 161   | 93      | 79  | 87      | 75  | 72    | 62  | 16     | 15  | 3        |
| 193                 | 161   | 93      | 79  | 87      | 75  | 71    | 61  | 16     | 15  | 4        |

Note: 1) Including special car

Source: Ministry of Land, Infrastructure and Transport.



## 5. ( )

|          | Gyeonggi | 가       | Gangwon | 가       | Chungbuk | 가       | Chungnam | 가       | Jeonbuk |
|----------|----------|---------|---------|---------|----------|---------|----------|---------|---------|
|          |          | Private |         | Private |          | Private |          | Private |         |
|          |          |         |         |         | 1)       |         |          |         |         |
| 2015     | 4,917    | 4,688   | 694     | 665     | 730      | 695     | 969      | 926     | 839     |
| 2016     | 5,161    | 4,924   | 722     | 693     | 761      | 725     | 1,015    | 971     | 869     |
| 2017     | 5,386    | 5,147   | 746     | 716     | 787      | 751     | 1,058    | 1,014   | 892     |
| 2018     | 5,618    | 5,371   | 766     | 736     | 815      | 777     | 1,094    | 1,049   | 916     |
| 2019     | 5,766    | 5,519   | 783     | 751     | 838      | 798     | 1,118    | 1,073   | 929     |
| 2019. 10 | 5,738    | 5,491   | 781     | 749     | 836      | 797     | 1,116    | 1,071   | 927     |
| 11       | 5,752    | 5,506   | 782     | 750     | 837      | 798     | 1,116    | 1,072   | 927     |
| 12       | 5,766    | 5,519   | 783     | 751     | 838      | 798     | 1,118    | 1,073   | 929     |
| 2020. 1  | 5,779    | 5,532   | 785     | 754     | 839      | 800     | 1,121    | 1,077   | 931     |
| 2        | 5,780    | 5,534   | 786     | 755     | 841      | 801     | 1,123    | 1,078   | 932     |
| 3        | 5,803    | 5,557   | 787     | 756     | 845      | 806     | 1,125    | 1,081   | 933     |
| 4        | 5,831    | 5,583   | 789     | 758     | 847      | 807     | 1,126    | 1,082   | 934     |
| 2015     | 3,930    | 3,850   | 515     | 501     | 546      | 532     | 714      | 697     | 621     |
| 2016     | 4,158    | 4,076   | 540     | 526     | 574      | 559     | 755      | 739     | 648     |
| 2017     | 4,369    | 4,286   | 561     | 547     | 598      | 583     | 793      | 778     | 670     |
| 2018     | 4,585    | 4,501   | 578     | 565     | 622      | 607     | 825      | 810     | 691     |
| 2019     | 4,737    | 4,658   | 594     | 581     | 645      | 629     | 849      | 833     | 706     |
| 2019. 10 | 4,708    | 4,628   | 592     | 578     | 643      | 627     | 845      | 830     | 703     |
| 11       | 4,723    | 4,643   | 593     | 579     | 644      | 628     | 847      | 831     | 704     |
| 12       | 4,737    | 4,658   | 594     | 581     | 645      | 629     | 849      | 833     | 706     |
| 2020. 1  | 4,750    | 4,670   | 596     | 582     | 647      | 631     | 851      | 836     | 707     |
| 2        | 4,753    | 4,674   | 597     | 583     | 648      | 632     | 853      | 837     | 708     |
| 3        | 4,775    | 4,696   | 598     | 584     | 653      | 637     | 855      | 840     | 709     |
| 4        | 4,802    | 4,722   | 600     | 586     | 655      | 638     | 856      | 841     | 711     |
| 2015     | 236      | 200     | 32      | 28      | 33       | 28      | 46       | 39      | 36      |
| 2016     | 230      | 194     | 31      | 27      | 32       | 28      | 45       | 38      | 35      |
| 2017     | 225      | 188     | 31      | 26      | 32       | 27      | 44       | 38      | 35      |
| 2018     | 220      | 184     | 30      | 25      | 31       | 26      | 44       | 37      | 34      |
| 2019     | 210      | 174     | 29      | 24      | 30       | 26      | 42       | 36      | 33      |
| 2019. 10 | 211      | 175     | 29      | 25      | 31       | 26      | 43       | 36      | 33      |
| 11       | 211      | 174     | 29      | 25      | 31       | 26      | 43       | 36      | 33      |
| 12       | 210      | 174     | 29      | 24      | 30       | 26      | 42       | 36      | 33      |
| 2020. 1  | 210      | 173     | 29      | 24      | 30       | 25      | 42       | 36      | 33      |
| 2        | 209      | 172     | 29      | 24      | 30       | 25      | 42       | 36      | 33      |
| 3        | 209      | 172     | 29      | 24      | 30       | 25      | 42       | 36      | 33      |
| 4        | 209      | 172     | 29      | 24      | 30       | 25      | 42       | 36      | 33      |
| 2015     | 738      | 634     | 145     | 135     | 148      | 134     | 206      | 188     | 179     |
| 2016     | 758      | 651     | 149     | 139     | 151      | 137     | 211      | 193     | 182     |
| 2017     | 776      | 667     | 152     | 142     | 154      | 140     | 216      | 197     | 184     |
| 2018     | 796      | 681     | 155     | 144     | 157      | 142     | 220      | 201     | 187     |
| 2019     | 800      | 681     | 156     | 145     | 158      | 142     | 222      | 203     | 186     |
| 2019. 10 | 800      | 682     | 156     | 145     | 159      | 143     | 223      | 203     | 187     |
| 11       | 800      | 682     | 156     | 145     | 158      | 143     | 222      | 203     | 186     |
| 12       | 800      | 681     | 156     | 145     | 158      | 142     | 222      | 203     | 186     |
| 2020. 1  | 801      | 682     | 156     | 145     | 158      | 142     | 223      | 203     | 187     |
| 2        | 800      | 681     | 156     | 146     | 158      | 143     | 223      | 204     | 187     |
| 3        | 801      | 681     | 156     | 146     | 158      | 143     | 223      | 204     | 187     |
| 4        | 802      | 682     | 157     | 146     | 158      | 142     | 223      | 203     | 186     |

## 5. Number of Registered Motor Vehicles(Cont'd)

|                     |         |         |           |         |           |         |      |         | In thousand each |
|---------------------|---------|---------|-----------|---------|-----------|---------|------|---------|------------------|
| 가                   |         | 가       |           | 가       |           | 가       |      | 가       |                  |
| Private             | Jeonnam | Private | Gyeongbuk | Private | Gyeongnam | Private | Jeju | Private |                  |
| Total <sup>1)</sup> |         |         |           |         |           |         |      |         |                  |
| 798                 | 898     | 809     | 1,307     | 1,253   | 1,564     | 1,483   | 435  | 339     | 2015             |
| 827                 | 952     | 842     | 1,354     | 1,298   | 1,625     | 1,536   | 467  | 355     | 2016             |
| 848                 | 994     | 871     | 1,392     | 1,337   | 1,668     | 1,578   | 500  | 363     | 2017             |
| 871                 | 1,032   | 897     | 1,422     | 1,367   | 1,694     | 1,606   | 554  | 369     | 2018             |
| 883                 | 1,056   | 917     | 1,446     | 1,390   | 1,722     | 1,629   | 596  | 368     | 2019             |
| 880                 | 1,053   | 914     | 1,443     | 1,387   | 1,715     | 1,625   | 588  | 368     | 10. 2019         |
| 881                 | 1,054   | 915     | 1,444     | 1,388   | 1,718     | 1,626   | 593  | 368     | 11               |
| 883                 | 1,056   | 917     | 1,446     | 1,390   | 1,722     | 1,629   | 596  | 368     | 12               |
| 885                 | 1,061   | 919     | 1,450     | 1,394   | 1,726     | 1,633   | 600  | 367     | 1. 2020          |
| 886                 | 1,062   | 920     | 1,451     | 1,395   | 1,730     | 1,635   | 602  | 368     | 2                |
| 887                 | 1,063   | 921     | 1,451     | 1,395   | 1,732     | 1,636   | 607  | 371     | 3                |
| 888                 | 1,065   | 924     | 1,453     | 1,397   | 1,737     | 1,639   | 597  | 372     | 4                |
| Car                 |         |         |           |         |           |         |      |         |                  |
| 603                 | 626     | 571     | 947       | 929     | 1,215     | 1,173   | 340  | 255     | 2015             |
| 630                 | 674     | 599     | 988       | 969     | 1,273     | 1,225   | 368  | 268     | 2016             |
| 651                 | 712     | 624     | 1,022     | 1,004   | 1,313     | 1,265   | 400  | 275     | 2017             |
| 671                 | 745     | 646     | 1,049     | 1,031   | 1,338     | 1,291   | 452  | 280     | 2018             |
| 685                 | 767     | 665     | 1,072     | 1,055   | 1,366     | 1,316   | 495  | 280     | 2019             |
| 682                 | 763     | 660     | 1,068     | 1,051   | 1,360     | 1,311   | 487  | 280     | 10. 2019         |
| 683                 | 765     | 662     | 1,070     | 1,053   | 1,362     | 1,313   | 491  | 280     | 11               |
| 685                 | 767     | 665     | 1,072     | 1,055   | 1,366     | 1,316   | 495  | 280     | 12               |
| 686                 | 771     | 666     | 1,075     | 1,058   | 1,370     | 1,319   | 499  | 280     | 1. 2020          |
| 687                 | 772     | 666     | 1,076     | 1,059   | 1,373     | 1,321   | 501  | 280     | 2                |
| 688                 | 773     | 668     | 1,076     | 1,059   | 1,377     | 1,323   | 506  | 283     | 3                |
| 690                 | 775     | 670     | 1,078     | 1,061   | 1,382     | 1,326   | 496  | 284     | 4                |
| Bus                 |         |         |           |         |           |         |      |         |                  |
| 31                  | 42      | 33      | 54        | 47      | 62        | 52      | 21   | 14      | 2015             |
| 30                  | 42      | 32      | 52        | 45      | 60        | 50      | 21   | 14      | 2016             |
| 29                  | 42      | 32      | 51        | 44      | 58        | 49      | 21   | 13      | 2017             |
| 29                  | 41      | 31      | 50        | 43      | 57        | 47      | 20   | 12      | 2018             |
| 28                  | 40      | 31      | 49        | 42      | 55        | 46      | 20   | 12      | 2019             |
| 28                  | 40      | 31      | 49        | 42      | 55        | 46      | 20   | 12      | 10. 2019         |
| 28                  | 40      | 31      | 49        | 42      | 55        | 46      | 20   | 12      | 11               |
| 28                  | 40      | 31      | 49        | 42      | 55        | 46      | 20   | 12      | 12               |
| 28                  | 40      | 31      | 49        | 42      | 55        | 46      | 20   | 12      | 1. 2020          |
| 28                  | 40      | 31      | 49        | 42      | 55        | 46      | 20   | 12      | 2                |
| 28                  | 40      | 30      | 49        | 42      | 55        | 45      | 20   | 11      | 3                |
| 27                  | 40      | 30      | 49        | 42      | 55        | 45      | 19   | 11      | 4                |
| Truck               |         |         |           |         |           |         |      |         |                  |
| 163                 | 224     | 203     | 300       | 275     | 281       | 256     | 73   | 69      | 2015             |
| 166                 | 230     | 209     | 307       | 282     | 285       | 260     | 77   | 73      | 2016             |
| 168                 | 234     | 213     | 312       | 286     | 289       | 264     | 79   | 75      | 2017             |
| 170                 | 240     | 218     | 316       | 290     | 292       | 265     | 80   | 76      | 2018             |
| 169                 | 242     | 220     | 317       | 290     | 292       | 265     | 80   | 75      | 2019             |
| 169                 | 243     | 221     | 318       | 291     | 292       | 265     | 80   | 75      | 10. 2019         |
| 169                 | 242     | 220     | 317       | 291     | 292       | 265     | 80   | 75      | 11               |
| 169                 | 242     | 220     | 317       | 290     | 292       | 265     | 80   | 75      | 12               |
| 170                 | 243     | 220     | 318       | 291     | 293       | 266     | 80   | 75      | 1. 2020          |
| 170                 | 243     | 221     | 318       | 292     | 293       | 266     | 80   | 75      | 2                |
| 170                 | 243     | 221     | 318       | 291     | 292       | 265     | 80   | 76      | 3                |
| 169                 | 243     | 221     | 318       | 291     | 293       | 265     | 80   | 76      | 4                |

## 6. Airport Cargo Transportation

| In ton  |           |           |         |         |         |        |         |          |
|---------|-----------|-----------|---------|---------|---------|--------|---------|----------|
|         | Total     | Incheon   | Gimpo   | Gimhae  | Jeju    | Daegu  | Gwangju | Cheongju |
| 2013    | 3,751,633 | 3,097,572 | 246,227 | 116,185 | 237,328 | 16,383 | 15,143  | 12,994   |
| 2014    | 3,976,981 | 3,243,111 | 271,990 | 123,253 | 275,429 | 18,808 | 15,373  | 17,759   |
| 2015    | 4,094,333 | 3,330,750 | 271,066 | 146,694 | 278,718 | 20,480 | 15,796  | 19,802   |
| 2016    | 4,366,743 | 3,542,643 | 274,706 | 185,523 | 291,494 | 24,341 | 14,818  | 22,263   |
| 2017    | 4,611,766 | 3,806,251 | 266,428 | 186,471 | 275,129 | 32,031 | 15,592  | 19,213   |
| 2018    | 4,715,193 | 3,917,931 | 267,266 | 183,507 | 266,370 | 33,267 | 14,478  | 17,986   |
| 2019    | 4,533,446 | 3,765,649 | 253,395 | 171,953 | 258,847 | 34,718 | 12,500  | 18,918   |
| 2019. 4 | 371,192   | 308,391   | 20,804  | 14,241  | 20,865  | 2,939  | 1,072   | 1,454    |
| 5       | 370,085   | 308,737   | 19,843  | 13,938  | 20,551  | 2,958  | 1,171   | 1,558    |
| 6       | 369,680   | 309,957   | 18,929  | 14,006  | 19,839  | 2,909  | 1,051   | 1,584    |
| 7       | 376,640   | 315,572   | 19,426  | 13,946  | 20,459  | 3,023  | 1,069   | 1,692    |
| 8       | 386,244   | 317,293   | 21,905  | 15,069  | 23,969  | 3,099  | 1,268   | 1,902    |
| 9       | 368,181   | 306,523   | 21,097  | 12,563  | 22,045  | 2,198  | 1,101   | 1,423    |
| 10      | 397,611   | 331,250   | 22,608  | 13,972  | 23,488  | 2,417  | 839     | 1,532    |
| 11      | 392,205   | 331,778   | 21,371  | 12,653  | 20,601  | 2,332  | 788     | 1,273    |
| 12      | 394,679   | 329,927   | 22,543  | 14,052  | 22,146  | 2,493  | 747     | 1,286    |
| 2020. 1 | 371,686   | 302,407   | 23,618  | 14,786  | 23,790  | 2,808  | 844     | 1,563    |
| 2       | 314,880   | 276,161   | 15,301  | 8,020   | 12,746  | 1,025  | 352     | 563      |
| 3       | 273,377   | 250,377   | 9,401   | 2,760   | 9,844   | 194    | 275     | 350      |
| 4       | 241,004   | 220,702   | 7,844   | 1,649   | 9,632   | 305    | 350     | 359      |

|         | Muan  | Yangyang | Yeosu | Ulsan | Sacheon | Pohang | Gunsan | Wonju |
|---------|-------|----------|-------|-------|---------|--------|--------|-------|
| 2013    | 1,329 | 411      | 2,063 | 2,580 | 604     | 909    | 1,451  | 455   |
| 2014    | 1,738 | 2,385    | 2,052 | 2,520 | 631     | 441    | 1,046  | 447   |
| 2015    | 2,677 | 1,352    | 1,993 | 2,601 | 658     | -      | 1,301  | 444   |
| 2016    | 2,751 | 892      | 2,190 | 2,455 | 700     | 216    | 1,320  | 431   |
| 2017    | 2,243 | 169      | 2,774 | 2,657 | 761     | 323    | 1,267  | 459   |
| 2018    | 3,890 | 471      | 2,864 | 3,911 | 812     | 332    | 1,636  | 473   |
| 2019    | 6,762 | 466      | 2,859 | 3,826 | 868     | 395    | 1,674  | 619   |
| 2019. 4 | 517   | 64       | 233   | 303   | 67      | 31     | 146    | 64    |
| 5       | 479   | -        | 239   | 319   | 76      | 32     | 143    | 40    |
| 6       | 524   | 25       | 228   | 296   | 81      | 32     | 155    | 64    |
| 7       | 567   | 53       | 248   | 294   | 69      | 27     | 148    | 49    |
| 8       | 774   | 16       | 280   | 336   | 81      | 18     | 167    | 67    |
| 9       | 429   | 4        | 224   | 274   | 79      | 34     | 133    | 56    |
| 10      | 497   | 54       | 261   | 328   | 80      | 51     | 163    | 72    |
| 11      | 455   | 46       | 252   | 342   | 73      | 38     | 156    | 47    |
| 12      | 481   | 152      | 214   | 347   | 70      | 35     | 148    | 38    |
| 2020. 1 | 725   | 220      | 245   | 364   | 72      | 39     | 163    | 42    |
| 2       | 232   | 75       | 114   | 167   | 29      | 11     | 65     | 20    |
| 3       | 4     | 20       | 69    | 44    | 1       | -      | 39     | -     |
| 4       | -     | 25       | 82    | 48    | 2       | 2      | 3      | 2     |

: 1) ( , , )  
:

Note: 1) Total Cargo by Airport (Freight, Mail, Baggage included)  
Source: Korea Airports Corporation.

## 7. Infrastructure of the Internet

|       |                         |           |         |         |       |        |        |       | In each |
|-------|-------------------------|-----------|---------|---------|-------|--------|--------|-------|---------|
|       | .kr                     |           |         |         |       |        |        |       |         |
|       | Number of<br>.kr domain | Change    | co .kr  | re.kr   | ne.kr | or .kr | pe.kr  | go.kr |         |
|       |                         |           |         |         |       |        |        |       |         |
| 2015  | 1,033,152               | 1,697     | 642,744 | 2,740   | 1,813 | 43,522 | 8,673  | 2,054 |         |
| 2016  | 1,049,445               | 16,293    | 650,155 | 2,707   | 1,715 | 42,176 | 8,186  | 2,015 |         |
| 2017  | 1,045,802               | -3,643    | 650,752 | 2,599   | 1,672 | 42,338 | 7,708  | 1,922 |         |
| 2018  | 1,349,468               | 303,666   | 647,162 | 2,542   | 1,623 | 41,903 | 7,798  | 1,834 |         |
| 2019  | 1,108,428               | -241,040  | 699,292 | 5,129   | 3,886 | 41,170 | 7,124  | 1,785 |         |
| 2019. | 4                       | 1,353,481 | 2,019   | 652,694 | 2,548 | 1,604  | 41,636 | 7,635 | 1,815   |
|       | 5                       | 1,357,907 | 4,426   | 655,701 | 2,602 | 1,628  | 41,641 | 7,519 | 1,812   |
|       | 6                       | 1,363,910 | 6,003   | 658,413 | 2,621 | 1,615  | 41,551 | 7,472 | 1,808   |
| 7     | 1,375,074               | 11,164    | 666,805 | 2,617   | 1,640 | 41,589 | 7,294  | 1,805 |         |
| 8     | 1,383,472               | 8,398     | 675,043 | 2,718   | 1,747 | 41,540 | 7,236  | 1,807 |         |
| 9     | 1,389,399               | 5,927     | 681,203 | 2,716   | 1,742 | 41,357 | 7,231  | 1,802 |         |
| 10    | 1,122,319               | -267,080  | 686,143 | 2,748   | 1,802 | 41,297 | 7,191  | 1,801 |         |
| 11    | 1,099,126               | -23,193   | 693,463 | 3,490   | 2,609 | 41,272 | 7,138  | 1,794 |         |
| 12    | 1,108,428               | 9,302     | 699,292 | 5,129   | 3,886 | 41,170 | 7,124  | 1,785 |         |
| 2020. | 1                       | 1,112,298 | 3,870   | 702,382 | 5,456 | 4,036  | 41,172 | 7,161 | 1,768   |
|       | 2                       | 1,114,602 | 2,304   | 702,983 | 5,459 | 4,030  | 41,235 | 7,184 | 1,759   |
|       | 3                       | 1,108,462 | -6,140  | 699,233 | 5,400 | 3,918  | 41,135 | 7,118 | 1,749   |
| 4     | 1,108,905               | 443       | 698,260 | 5,373   | 3,885 | 41,106 | 7,126  | 1,748 |         |

|       | .kr                  |         |        |           |         | .kr<br>Hanguk<br>domain | AS        | IP<br>(IPv4) | ISP<br>( )  |    |
|-------|----------------------|---------|--------|-----------|---------|-------------------------|-----------|--------------|-------------|----|
|       | Number of .kr domain |         |        |           |         |                         |           |              |             |    |
|       | .kr                  | mil.kr  | .kr    | .kr       | .kr     |                         |           |              |             |    |
|       |                      |         | Region | Education | Hangeul |                         | AS number | IP address   |             |    |
| 2015  | 256,064              | 53      | 1,120  | 11,312    | 63,057  | 42,672                  | 1,019     | 112,382,464  | 94          |    |
| 2016  | 268,563              | 55      | 1,133  | 10,855    | 61,885  | 36,910                  | 1,022     | 112,427,008  | 94          |    |
| 2017  | 269,242              | 55      | 1,060  | 10,075    | 58,379  | 30,312                  | 1,023     | 112,439,552  | 94          |    |
| 2018  | 276,097              | 54      | 1,010  | 9,582     | 359,863 | 252,967                 | 1,027     | 112,457,216  | 96          |    |
| 2019  | 288,605              | 51      | 979    | 8,885     | 51,522  | 23,543                  | 1,032     | 112,476,160  | 96          |    |
| 2019. | 4                    | 276,492 | 50     | 1,031     | 9,479   | 358,497                 | 251,824   | 1,027        | 112,460,800 | 96 |
|       | 5                    | 277,977 | 50     | 1,026     | 9,464   | 358,487                 | 251,216   | 1,027        | 112,462,336 | 96 |
|       | 6                    | 281,699 | 49     | 1,019     | 9,449   | 358,214                 | 250,964   | 1,027        | 112,464,896 | 96 |
| 7     | 284,895              | 49      | 1,022  | 9,445     | 357,913 | 250,572                 | 1,030     | 112,467,200  | 96          |    |
| 8     | 285,551              | 50      | 1,016  | 9,441     | 357,323 | 250,308                 | 1,031     | 112,468,480  | 96          |    |
| 9     | 285,887              | 50      | 1,012  | 9,414     | 356,985 | 248,628                 | 1,032     | 112,473,600  | 96          |    |
| 10    | 286,512              | 50      | 998    | 8,941     | 84,836  | 37,762                  | 1,032     | 112,474,624  | 96          |    |
| 11    | 287,278              | 50      | 997    | 8,914     | 52,121  | 23,762                  | 1,032     | 112,475,136  | 96          |    |
| 12    | 288,605              | 51      | 979    | 8,885     | 51,522  | 23,543                  | 1,032     | 112,476,160  | 96          |    |
| 2020. | 1                    | 289,614 | 52     | 980       | 8,864   | 50,813                  | 23,474    | 1,032        | 112,476,160 | 96 |
|       | 2                    | 291,618 | 52     | 1,017     | 8,856   | 50,409                  | 23,416    | 1,033        | 112,476,160 | 96 |
|       | 3                    | 290,608 | 52     | 983       | 8,782   | 49,484                  | 23,311    | 1,034        | 112,476,672 | 96 |
| 4     | 292,786              | 52      | 983    | 8,769     | 48,817  | 23,272                  | 1,034     | 112,477,440  | 96          |    |

Source: Korea Internet &amp; Security Agency.

## 8. Applications and Registrations by Intellectual Property

| In case |              |               |                |               |                    |               |                    |               |
|---------|--------------|---------------|----------------|---------------|--------------------|---------------|--------------------|---------------|
|         | Patents      |               | Utility models |               | Designs            |               | Trademarks         |               |
|         | Applications | Registrations | Applications   | Registrations | 1)<br>Applications | Registrations | 2)<br>Applications | Registrations |
| 2014    | 210,292      | 129,786       | 9,184          | 4,955         | 64,345             | 54,010        | 150,226            | 99,791        |
| 2015    | 213,694      | 101,873       | 8,711          | 3,253         | 67,954             | 54,551        | 185,443            | 114,747       |
| 2016    | 208,830      | 108,875       | 7,767          | 2,854         | 65,659             | 55,602        | 181,606            | 119,255       |
| 2017    | 204,775      | 120,662       | 6,809          | 2,993         | 63,453             | 49,293        | 182,918            | 116,708       |
| 2018    | 209,992      | 119,012       | 6,232          | 2,715         | 63,680             | 49,905        | 200,341            | 115,025       |
| 2019    | 218,975      | 125,661       | 5,447          | 2,417         | 65,039             | 52,850        | 221,506            | 125,594       |
| 2018. 5 | 15,918       | 9,830         | 487            | 204           | 5,261              | 4,156         | 17,160             | 9,145         |
| 6       | 16,232       | 9,585         | 622            | 254           | 4,888              | 3,958         | 16,547             | 9,133         |
| 7       | 16,899       | 10,672        | 541            | 264           | 5,380              | 4,253         | 18,054             | 9,590         |
| 8       | 16,796       | 10,045        | 505            | 227           | 5,341              | 4,198         | 17,877             | 9,924         |
| 9       | 15,017       | 8,716         | 437            | 188           | 4,324              | 3,583         | 13,766             | 8,070         |
| 10      | 19,444       | 10,750        | 441            | 244           | 5,198              | 4,321         | 16,997             | 11,107        |
| 11      | 23,722       | 10,297        | 605            | 220           | 6,248              | 4,265         | 19,763             | 9,949         |
| 12      | 24,444       | 9,866         | 674            | 227           | 6,469              | 4,527         | 16,943             | 9,695         |
| 2019. 1 | 16,568       | 10,252        | 509            | 197           | 5,211              | 4,196         | 19,108             | 10,652        |
| 2       | 14,136       | 8,849         | 364            | 190           | 4,220              | 3,976         | 15,787             | 9,586         |
| 3       | 16,121       | 10,347        | 459            | 217           | 5,569              | 4,579         | 19,396             | 11,118        |
| 4       | 16,846       | 9,775         | 477            | 221           | 5,818              | 4,118         | 20,193             | 10,522        |
| 5       | 17,037       | 10,765        | 462            | 206           | 5,679              | 4,159         | 18,835             | 9,949         |
| 6       | 16,571       | 9,695         | 491            | 189           | 5,098              | 4,233         | 17,158             | 9,712         |
| 7       | 18,787       | 11,183        | 460            | 208           | 5,674              | 4,536         | 19,839             | 10,765        |
| 8       | 17,281       | 10,815        | 430            | 196           | 5,289              | 4,416         | 18,023             | 10,458        |
| 9       | 16,466       | 10,235        | 386            | 176           | 5,086              | 4,234         | 15,221             | 10,629        |
| 10      | 20,620       | 11,893        | 405            | 210           | 4,963              | 4,695         | 18,685             | 11,399        |
| 11      | 22,737       | 11,184        | 450            | 208           | 6,032              | 4,726         | 19,907             | 10,593        |
| 12      | 25,805       | 10,668        | 554            | 199           | 6,400              | 4,982         | 19,354             | 10,211        |
| 2020. 1 | 15,420       | 10,989        | 406            | 197           | 4,583              | 4,293         | 17,404             | 10,465        |
| 2       | 16,301       | 10,724        | 314            | 199           | 4,813              | 4,503         | 19,862             | 10,253        |
| 3       | 17,015       | 12,136        | 385            | 195           | 5,303              | 4,814         | 21,203             | 11,058        |
| 4       | 16,763       | 10,394        | 372            | 176           | 5,014              | 3,800         | 19,947             | 9,447         |

: 1) ( )  
2) ( )  
:

Note: 1) The applications of designs include international application of designs (designated authorities).

2) The applications of trademarks include Madrid application (designated authorities).

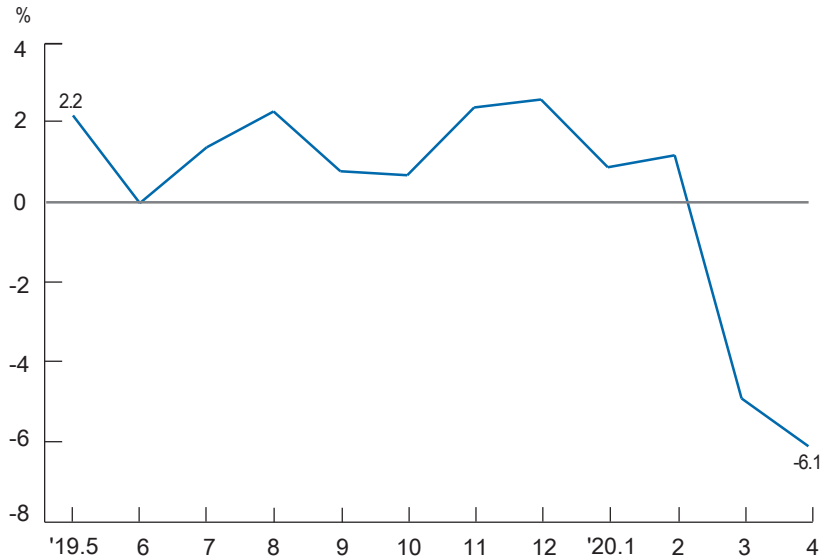
Source: Korean Intellectual Property Office.

## VIII. 도소매 · 서비스

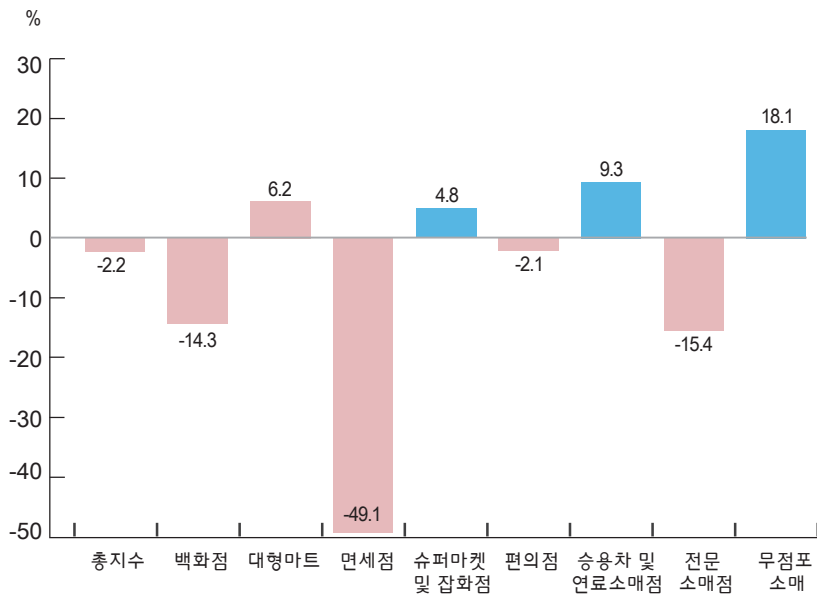
Retail, Wholesale and Service

|                                |     |
|--------------------------------|-----|
| 1. 도·소매업 생산지수 .....            | 145 |
| 2. 시도별 대형소매점 판매액지수(불변지수) ..... | 146 |
| 3. 소매 및 음식 판매액지수 .....         | 147 |
| 4. 재벌 및 상품군별 판매액지수(불변지수) ..... | 148 |
| 5. 소매업태별 판매액지수 .....           | 149 |
| 6. 온라인 쇼핑물 거래액 .....           | 150 |
| 7. 서비스업 생산지수 .....             | 154 |
| 8. 관광수지 .....                  | 156 |

서비스업 생산지수(불변, 전년동월비)  
Index of Services by Industry Section (Volume, over the same month of last year)



소매업태별 판매액지수(불변, 전년동월비)(2020.4)  
Sales Index by Retail Business Type (Volume, over the same month of last year)(2020.4)



# 1. Wholesale and Retail Production Index

2015=100

|         | Wholesale & retail trade | Sale of motor vehicles & parts |                |                                   | Wholesale trade | Agricultural raw materials & live animals & plants | Food, beverages & tobaccos | Household goods | Machinery, equipment & supplies | Construction materials, hardware & heating & air conditioning equipment | Other specialized wholesale |
|---------|--------------------------|--------------------------------|----------------|-----------------------------------|-----------------|--|----------------------------|-----------------|---------------------------------|---|-----------------------------|
|         |                          |                                | Motor vehicles | Motor vehicle parts & motorcycles |                 |  |                            |                 |                                 |   |                             |
|         |                          |                                |                |                                   |                 |  |                            |                 |                                 |   |                             |
| 가       | 211.3                    | 13.4                           | 8.1            | 5.3                               | 117.5           | 2.2  | 23.2                       | 28.9            | 30.4                            | 9.5   | 23.3                        |
|         | Value index              |                                |                |                                   |                 |  |                            |                 |                                 |   |                             |
| 2017    | 105.1                    | 107.2                          | 106.1          | 108.9                             | 104.8           | 98.1   | 108.6                      | 102.6           | 103.7                           | 103.2   | 106.5                       |
| 2018    | 108.3                    | 111.6                          | 110.9          | 112.5                             | 107.8           | 108.3  | 110.8                      | 107.1           | 101.5                           | 106.3   | 114.6                       |
| 2019    | 107.3                    | 110.7                          | 111.7          | 109.3                             | 106.1           | 108.9  | 107.6                      | 109.4           | 99.6                            | 103.1   | 109.8                       |
| 2019. 9 | 106.0                    | 104.5                          | 103.7          | 105.8                             | 103.5           | 106.3  | 107.9                      | 112.8           | 97.2                            | 90.4  | 100.7                       |
| 10      | 108.9                    | 119.3                          | 120.3          | 117.8                             | 106.4           | 115.7  | 107.1                      | 115.1           | 95.2                            | 107.3   | 108.2                       |
| 11      | 111.3                    | 120.9                          | 122.8          | 118.1                             | 108.4           | 115.2  | 105.0                      | 115.5           | 99.8                            | 110.2   | 113.0                       |
| 12      | 112.8                    | 129.6                          | 138.0          | 116.8                             | 110.2           | 112.4  | 108.7                      | 113.8           | 108.9                           | 107.8   | 109.5                       |
| 2020. 1 | 106.6                    | 94.6                           | 88.5           | 103.8                             | 104.9           | 104.1  | 116.3                      | 108.7           | 91.3                            | 91.7  | 112.1                       |
| 2       | 94.7                     | 87.1                           | 78.9           | 99.6                              | 95.4            | 99.9   | 94.9                       | 95.4            | 93.4                            | 88.6  | 101.0                       |
| 3       | 103.1                    | 121.7                          | 132.7          | 104.8                             | 106.2           | 105.7  | 106.3                      | 101.9           | 113.5                           | 99.8  | 104.6                       |
| 4       | 98.8                     | 122.5                          | 137.1          | 100.3                             | 96.5            | 109.7  | 107.8                      | 92.6            | 95.2                            | 94.9  | 91.3                        |
|         | Volume index             |                                |                |                                   |                 |  |                            |                 |                                 |   |                             |
| 2017    | 103.2                    | 107.2                          | 106.0          | 109.1                             | 102.8           | 104.7  | 99.8                       | 102.3           | 105.8                           | 102.5   | 102.5                       |
| 2018    | 105.0                    | 111.4                          | 111.0          | 112.1                             | 104.3           | 104.9  | 101.7                      | 106.3           | 105.1                           | 103.6   | 103.5                       |
| 2019    | 104.6                    | 110.7                          | 112.1          | 108.4                             | 103.6           | 101.3  | 100.2                      | 108.2           | 104.3                           | 100.3   | 101.8                       |
| 2019. 9 | 102.8                    | 104.5                          | 104.3          | 104.8                             | 100.6           | 99.9   | 98.5                       | 111.2           | 101.5                           | 87.9  | 93.6                        |
| 10      | 105.9                    | 119.3                          | 121.0          | 116.7                             | 104.0           | 108.5  | 100.3                      | 113.4           | 100.0                           | 104.6   | 100.7                       |
| 11      | 108.7                    | 121.5                          | 124.6          | 116.8                             | 106.1           | 108.5  | 97.7                       | 113.9           | 105.0                           | 107.5   | 105.6                       |
| 12      | 109.7                    | 129.6                          | 138.7          | 115.6                             | 107.5           | 105.4  | 99.4                       | 112.2           | 114.3                           | 105.2   | 101.7                       |
| 2020. 1 | 103.0                    | 94.2                           | 88.7           | 102.6                             | 101.8           | 97.3   | 104.7                      | 107.7           | 96.2                            | 89.6  | 104.5                       |
| 2       | 92.1                     | 86.8                           | 79.4           | 98.2                              | 93.6            | 94.0   | 87.0                       | 94.6            | 98.1                            | 86.6  | 95.9                        |
| 3       | 101.0                    | 121.8                          | 133.3          | 104.2                             | 105.0           | 99.4   | 96.1                       | 101.0           | 118.6                           | 97.7  | 104.6                       |
| 4       | 97.5                     | 122.6                          | 137.6          | 99.6                              | 96.4            | 103.1  | 97.5                       | 92.1            | 99.2                            | 92.9  | 98.1                        |
|         |                          |                                |                |                                   |                 |  |                            |                 |                                 |   |                             |
|         |                          |                                |                |                                   |                 |  |                            |                 |                                 |   |                             |
|         |                          |                                |                |                                   |                 |  |                            |                 |                                 |   |                             |
|         |                          |                                |                |                                   |                 |  |                            |                 |                                 |   |                             |
|         |                          |                                |                |                                   |                 |  |                            |                 |                                 |   |                             |
|         |                          |                                |                |                                   |                 |  |                            |                 |                                 |   |                             |
|         |                          |                                |                |                                   |                 |  |                            |                 |                                 |   |                             |
|         |                          |                                |                |                                   |                 |  |                            |                 |                                 |   |                             |
|         |                          |                                |                |                                   |                 |  |                            |                 |                                 |   |                             |
|         |                          |                                |                |                                   |                 |  |                            |                 |                                 |   |                             |
|         |                          |                                |                |                                   |                 |  |                            |                 |                                 |   |                             |
|         |                          |                                |                |                                   |                 |  |                            |                 |                                 |   |                             |
|         |                          |                                |                |                                   |                 |  |                            |                 |                                 |   |                             |
|         |                          |                                |                |                                   |                 |  |                            |                 |                                 |   |                             |
|         |                          |                                |                |                                   |                 |  |                            |                 |                                 |   |                             |
|         |                          |                                |                |                                   |                 |  |                            |                 |                                 |   |                             |
|         |                          |                                |                |                                   |                 |  |                            |                 |                                 |   |                             |
|         |                          |                                |                |                                   |                 |  |                            |                 |                                 |   |                             |
|         |                          |                                |                |                                   |                 |  |                            |                 |                                 |   |                             |
|         |                          |                                |                |                                   |                 |  |                            |                 |                                 |   |                             |
|         |                          |                                |                |                                   |                 |  |                            |                 |                                 |   |                             |
|         |                          |                                |                |                                   |                 |  |                            |                 |                                 |   |                             |
|         |                          |                                |                |                                   |                 |  |                            |                 |                                 |   |                             |
|         |                          |                                |                |                                   |                 |  |                            |                 |                                 |   |                             |
|         |                          |                                |                |                                   |                 |  |                            |                 |                                 |   |                             |
|         |                          |                                |                |                                   |                 |  |                            |                 |                                 |   |                             |
|         |                          |                                |                |                                   |                 |  |                            |                 |                                 |   |                             |
|         |                          |                                |                |                                   |                 |  |                            |                 |                                 |   |                             |
|         |                          |                                |                |                                   |                 |  |                            |                 |                                 |   |                             |
|         |                          |                                |                |                                   |                 |  |                            |                 |                                 |   |                             |
|         |                          |                                |                |                                   |                 |  |                            |                 |                                 |   |                             |
|         |                          |                                |                |                                   |                 |  |                            |                 |                                 |   |                             |
|         |                          |                                |                |                                   |                 |  |                            |                 |                                 |   |                             |
|         |                          |                                |                |                                   |                 |  |                            |                 |                                 |   |                             |
|         |                          |                                |                |                                   |                 |  |                            |                 |                                 |   |                             |
|         |                          |                                |                |                                   |                 |  |                            |                 |                                 |   |                             |
|         |                          |                                |                |                                   |                 |  |                            |                 |                                 |   |                             |
|         |                          |                                |                |                                   |                 |  |                            |                 |                                 |   |                             |
|         |                          |                                |                |                                   |                 |  |                            |                 |                                 |   |                             |
|         |                          |                                |                |                                   |                 |  |                            |                 |                                 |   |                             |
|         |                          |                                |                |                                   |                 |  |                            |                 |                                 |   |                             |
|         |                          |                                |                |                                   |                 |  |                            |                 |                                 |   |                             |
|         |                          |                                |                |                                   |                 |  |                            |                 |                                 |   |                             |
|         |                          |                                |                |                                   |                 |  |                            |                 |                                 |   |                             |
|         |                          |                                |                |                                   |                 |  |                            |                 |                                 |   |                             |
|         |                          |                                |                |                                   |                 |  |                            |                 |                                 |   |                             |
|         |                          |                                |                |                                   |                 |  |                            |                 |                                 |   |                             |
|         |                          |                                |                |                                   |                 |  |                            |                 |                                 |   |                             |
|         |                          |                                |                |                                   |                 |  |                            |                 |                                 |   |                             |
|         |                          |                                |                |                                   |                 |  |                            |                 |                                 |   |                             |
|         |                          |                                |                |                                   |                 |  |                            |                 |                                 |   |                             |
|         |                          |                                |                |                                   |                 |  |                            |                 |                                 |   |                             |
|         |                          |                                |                |                                   |                 |  |                            |                 |                                 |   |                             |
|         |                          |                                |                |                                   |                 |  |                            |                 |                                 |   |                             |
|         |                          |                                |                |                                   |                 |  |                            |                 |                                 |   |                             |
|         |                          |                                |                |                                   |                 |  |                            |                 |                                 |   |                             |
|         |                          |                                |                |                                   |                 |  |                            |                 |                                 |   |                             |
|         |                          |                                |                |                                   |                 |  |                            |                 |                                 |   |                             |
|         |                          |                                |                |                                   |                 |  |                            |                 |                                 |   |                             |
|         |                          |                                |                |                                   |                 |  |                            |                 |                                 |   |                             |
|         |                          |                                |                |                                   |                 |  |                            |                 |                                 |   |                             |
|         |                          |                                |                |                                   |                 |  |                            |                 |                                 |   |                             |
|         |                          |                                |                |                                   |                 |  |                            |                 |                                 |   |                             |
|         |                          |                                |                |                                   |                 |  |                            |                 |                                 |   |                             |
|         |                          |                                |                |                                   |                 |  |                            |                 |                                 |   |                             |
|         |                          |                                |                |                                   |                 |  |                            |                 |                                 |   |                             |
|         |                          |                                |                |                                   |                 |  |                            |                 |                                 |   |                             |
|         |                          |                                |                |                                   |                 |  |                            |                 |                                 |   |                             |
|         |                          |                                |                |                                   |                 |  |                            |                 |                                 |   |                             |
|         |                          |                                |                |                                   |                 |  |                            |                 |                                 |   |                             |
|         |                          |                                |                |                                   |                 |  |                            |                 |                                 |   |                             |
|         |                          |                                |                |                                   |                 |  |                            |                 |                                 |   |                             |
|         |                          |                                |                |                                   |                 |  |                            |                 |                                 |   |                             |
|         |                          |                                |                |                                   |                 |  |                            |                 |                                 |   |                             |
|         |                          |                                |                |                                   |                 |  |                            |                 |                                 |   |                             |
|         |                          |                                |                |                                   |                 |  |                            |                 |                                 |   |                             |
|         |                          |                                |                |                                   |                 |  |                            |                 |                                 |   |                             |
|         |                          |                                |                |                                   |                 |  |                            |                 |                                 |   |                             |
|         |                          |                                |                |                                   |                 |  |                            |                 |                                 |   |                             |
|         |                          |                                |                |                                   |                 |  |                            |                 |                                 |   |                             |
|         |                          |                                |                |                                   |                 |  |                            |                 |                                 |   |                             |
|         |                          |                                |                |                                   |                 |  |                            |                 |                                 |   |                             |
|         |                          |                                |                |                                   |                 |  |                            |                 |                                 |   |                             |
|         |                          |                                |                |                                   |                 |  |                            |                 |                                 |   |                             |
|         |                          |                                |                |                                   |                 |  |                            |                 |                                 |   |                             |
|         |                          |                                |                |                                   |                 |  |                            |                 |                                 |   |                             |

: 1) 2

Note: 1) Recent two month data are preliminary.

Source: Statistics Korea.



## 2. ( )<sup>1)2)</sup> Large Retail Non-specialized Stores Sales Index by City and Province (Volume Index)

2015=100

|         | Total | Seoul | Busan | Daegu | Incheon | Gwangju | Daejeon | Ulsan | Sejong |
|---------|-------|-------|-------|-------|---------|---------|---------|-------|--------|
| 2015    | 100.0 | 100.0 | 100.0 | 100.0 | 100.0   | 100.0   | 100.0   | 100.0 | 100.0  |
| 2016    | 100.6 | 99.6  | 98.3  | 97.5  | 97.5    | 99.6    | 100.3   | 95.9  | 106.4  |
| 2017    | 99.1  | 95.4  | 96.5  | 102.2 | 100.5   | 98.0    | 99.6    | 91.7  | 117.3  |
| 2018    | 98.3  | 95.4  | 96.6  | 104.2 | 95.1    | 96.3    | 95.5    | 86.5  | 172.6  |
| 2019    | 97.3  | 96.1  | 98.1  | 104.3 | 83.8    | 93.3    | 92.8    | 84.4  | 244.8  |
| 2019. 4 | 89.3  | 91.3  | 90.3  | 95.8  | 76.3    | 82.6    | 83.0    | 78.3  | 216.4  |
| 5       | 99.7  | 99.5  | 99.9  | 106.7 | 87.2    | 94.7    | 94.6    | 85.1  | 245.7  |
| 6       | 93.1  | 91.5  | 94.1  | 100.0 | 83.1    | 87.0    | 88.8    | 78.0  | 241.8  |
| 7       | 91.4  | 89.0  | 90.9  | 96.8  | 77.8    | 86.0    | 83.6    | 79.2  | 242.7  |
| 8       | 95.9  | 92.3  | 97.8  | 100.8 | 83.8    | 91.5    | 87.5    | 84.2  | 258.9  |
| 9       | 103.4 | 99.4  | 101.9 | 110.0 | 89.0    | 103.9   | 99.6    | 91.4  | 257.2  |
| 10      | 95.4  | 97.0  | 97.2  | 104.6 | 76.6    | 93.7    | 91.9    | 82.9  | 231.6  |
| 11      | 103.0 | 104.7 | 105.7 | 110.6 | 82.3    | 101.7   | 102.0   | 87.7  | 245.7  |
| 12      | 104.1 | 105.2 | 106.0 | 112.3 | 85.8    | 102.0   | 101.5   | 86.4  | 268.9  |
| 2020. 1 | 106.2 | 101.3 | 108.6 | 112.1 | 94.6    | 101.8   | 100.0   | 93.5  | 278.9  |
| 2       | 78.5  | 75.6  | 77.8  | 75.7  | 71.0    | 70.0    | 75.9    | 70.0  | 236.9  |
| 3       | 78.8  | 75.7  | 76.3  | 65.5  | 72.9    | 77.2    | 74.4    | 63.7  | 239.7  |
| 4       | 85.7  | 84.2  | 85.6  | 82.3  | 75.3    | 85.6    | 81.3    | 75.5  | 260.4  |

|         | Gyeonggi | Gangwon | Chungbuk | Chungnam | Jeonbuk | Jeonnam | Gyeongbuk | Gyeongnam | Jeju  |
|---------|----------|---------|----------|----------|---------|---------|-----------|-----------|-------|
| 2015    | 100.0    | 100.0   | 100.0    | 100.0    | 100.0   | 100.0   | 100.0     | 100.0     | 100.0 |
| 2016    | 104.7    | 99.8    | 100.4    | 100.4    | 99.0    | 99.6    | 97.7      | 102.5     | 105.8 |
| 2017    | 104.2    | 100.1   | 99.0     | 105.3    | 96.5    | 93.8    | 95.0      | 101.2     | 104.8 |
| 2018    | 104.4    | 97.9    | 97.2     | 103.8    | 93.0    | 88.6    | 91.3      | 97.4      | 99.8  |
| 2019    | 103.8    | 94.9    | 93.9     | 100.7    | 86.3    | 86.9    | 86.5      | 93.9      | 93.2  |
| 2019. 4 | 93.9     | 82.5    | 83.2     | 89.3     | 78.0    | 77.0    | 76.6      | 83.7      | 85.1  |
| 5       | 106.0    | 96.3    | 94.1     | 101.6    | 88.3    | 90.8    | 87.5      | 95.4      | 93.4  |
| 6       | 99.7     | 90.1    | 88.8     | 98.4     | 81.2    | 84.1    | 82.0      | 90.0      | 91.2  |
| 7       | 99.0     | 94.0    | 88.7     | 96.9     | 81.9    | 84.8    | 83.7      | 89.7      | 97.5  |
| 8       | 103.4    | 100.7   | 95.2     | 100.4    | 85.1    | 91.0    | 89.4      | 94.6      | 102.1 |
| 9       | 111.2    | 103.3   | 103.9    | 108.4    | 97.4    | 97.4    | 98.7      | 104.3     | 99.6  |
| 10      | 100.1    | 90.0    | 90.1     | 96.5     | 80.3    | 80.2    | 79.0      | 90.3      | 88.8  |
| 11      | 109.0    | 98.3    | 94.8     | 105.1    | 86.5    | 83.1    | 84.2      | 96.6      | 91.9  |
| 12      | 110.3    | 99.8    | 97.1     | 106.6    | 88.8    | 88.9    | 86.6      | 96.7      | 95.2  |
| 2020. 1 | 114.4    | 106.1   | 106.9    | 110.7    | 100.4   | 99.6    | 102.5     | 106.2     | 104.0 |
| 2       | 86.5     | 82.8    | 76.9     | 85.1     | 65.0    | 75.7    | 72.2      | 77.4      | 77.8  |
| 3       | 90.9     | 80.6    | 77.9     | 79.6     | 73.7    | 79.1    | 69.8      | 76.2      | 83.8  |
| 4       | 93.3     | 84.2    | 81.3     | 92.0     | 76.1    | 77.7    | 75.9      | 80.8      | 85.1  |

: 1) 2

Note: 1) Recent two month data are preliminary.

2) 3,000㎡ ( , )

2) Floor space 3,000㎡ or more in large retail non-specialized stores

:

Source: Statistics Korea.

### 3. Retail Sales & Food Service

1)

2015=100, %

|       |    | Retail sales & food service             |              |   |              |   |       |
|-------|----|---|--------------|---|--------------|---|-------|
|       |    | Change over the same month of last year | Retail sales | Change over the same month of last year | Food service | Change over the same month of last year |       |
|       |    | 2) Value index                          |              |   |              |   |       |
| 2015  |    | 100.0                                   | 2.1          | 100.0                                   | 2.5          | 100.0                                   | 0.8   |
| 2016  |    | 104.1                                   | 4.1          | 103.9                                   | 3.9          | 104.7                                   | 4.7   |
| 2017  |    | 107.4                                   | 3.2          | 107.8                                   | 3.8          | 105.5                                   | 0.8   |
| 2018  |    | 112.1                                   | 4.4          | 113.9                                   | 5.7          | 105.6                                   | 0.1   |
| 2019  |    | 114.0                                   | 1.7          | 115.9                                   | 1.8          | 106.8                                   | 1.1   |
| 2019. | 1  | 110.6                                   | 4.0          | 111.7                                   | 3.9          | 106.6                                   | 4.8   |
|       | 2  | 100.5                                   | -2.1         | 101.9                                   | -2.9         | 95.1                                    | 0.8   |
|       | 3  | 115.3                                   | 1.3          | 118.1                                   | 1.7          | 104.8                                   | -0.4  |
|       | 4  | 112.4                                   | 1.4          | 114.3                                   | 1.5          | 105.2                                   | 1.3   |
|       | 5  | 118.1                                   | 3.2          | 120.1                                   | 3.6          | 110.5                                   | 1.7   |
|       | 6  | 111.2                                   | 1.1          | 112.9                                   | 1.3          | 104.7                                   | 0.2   |
|       | 7  | 112.1                                   | -0.5         | 112.9                                   | -0.5         | 108.9                                   | -0.5  |
|       | 8  | 113.2                                   | 2.2          | 114.0                                   | 2.6          | 110.4                                   | 0.6   |
|       | 9  | 113.4                                   | 0.4          | 116.9                                   | 1.1          | 100.2                                   | -3.0  |
|       | 10 | 116.9                                   | 1.1          | 119.5                                   | 0.8          | 107.0                                   | 2.4   |
|       | 11 | 119.7                                   | 2.7          | 123.3                                   | 2.8          | 106.4                                   | 2.5   |
|       | 12 | 124.3                                   | 4.4          | 125.1                                   | 4.9          | 121.5                                   | 2.8   |
| 2020. | 1  | 114.1                                   | 3.2          | 116.3                                   | 4.1          | 105.7                                   | -0.8  |
|       | 2  | 97.7                                    | -2.8         | 101.4                                   | -0.5         | 84.0                                    | -11.7 |
|       | 3  | 102.5                                   | -11.1        | 109.8                                   | -7.0         | 75.3                                    | -28.1 |
|       | 4  | 105.4                                   | -6.2         | 110.8                                   | -3.1         | 84.9                                    | -19.3 |
|       |    | Volume index                            |              |   |              |   |       |
| 2015  |    | 100.0                                   | 3.2          | 100.0                                   | 4.1          | 100.0                                   | -1.3  |
| 2016  |    | 103.5                                   | 3.5          | 103.9                                   | 3.9          | 102.1                                   | 2.1   |
| 2017  |    | 104.8                                   | 1.3          | 105.9                                   | 1.9          | 100.4                                   | -1.7  |
| 2018  |    | 107.8                                   | 2.9          | 110.5                                   | 4.3          | 97.7                                    | -2.7  |
| 2019  |    | 109.6                                   | 1.7          | 113.1                                   | 2.4          | 96.5                                    | -1.2  |
| 2019. | 1  | 107.1                                   | 3.7          | 109.8                                   | 4.3          | 97.1                                    | 1.6   |
|       | 2  | 97.0                                    | -1.8         | 99.8                                    | -1.9         | 86.4                                    | -1.8  |
|       | 3  | 111.6                                   | 1.4          | 116.0                                   | 2.4          | 95.1                                    | -3.1  |
|       | 4  | 108.0                                   | 0.8          | 111.4                                   | 1.4          | 95.2                                    | -1.3  |
|       | 5  | 113.1                                   | 2.5          | 116.6                                   | 3.4          | 99.9                                    | -0.9  |
|       | 6  | 106.8                                   | 0.6          | 110.0                                   | 1.2          | 94.8                                    | -2.2  |
|       | 7  | 108.0                                   | -0.7         | 110.5                                   | -0.3         | 98.5                                    | -3.0  |
|       | 8  | 108.9                                   | 3.0          | 111.4                                   | 4.1          | 99.7                                    | -1.3  |
|       | 9  | 108.4                                   | 1.5          | 113.3                                   | 3.0          | 90.2                                    | -4.8  |
|       | 10 | 111.7                                   | 1.6          | 115.8                                   | 1.9          | 96.2                                    | 0.4   |
|       | 11 | 115.3                                   | 3.1          | 120.5                                   | 3.7          | 95.7                                    | 0.6   |
|       | 12 | 119.0                                   | 3.7          | 121.6                                   | 4.5          | 109.2                                   | 1.0   |
| 2020. | 1  | 108.2                                   | 1.0          | 111.8                                   | 1.8          | 94.7                                    | -2.5  |
|       | 2  | 92.8                                    | -4.3         | 97.4                                    | -2.4         | 75.4                                    | -12.7 |
|       | 3  | 98.5                                    | -11.7        | 106.7                                   | -8.0         | 67.7                                    | -28.8 |
|       | 4  | 102.0                                   | -5.6         | 108.9                                   | -2.2         | 76.2                                    | -20.0 |

: 1) 2  
2) 가 가  
:

Note: 1) Recent two month data are preliminary.

2) Value at current prices

Source: Statistics Korea.

4. Sales Index by Product Group (Volume Index) <sup>1)</sup>

2015=100

|       | Total              | (excl. passenger cars)       |               |                   |                      |  |           |                    | Semi-durable goods | Clothing   |
|-------|--------------------|------------------------------|---------------|-------------------|----------------------|--|-----------|--------------------|--------------------|------------|
|       |                    |                              | Durable goods | Passenger cars    | Household appliances | Telecommunication equipment & computer | Furniture | The others         |                    |            |
| 2017  | 105.9              | 106.2                        | 110.1         | 103.7             | 128.8                | 104.8                                  | 96.2      | 122.9              | 101.2              | 99.9       |
| 2018  | 110.5              | 110.3                        | 116.4         | 112.2             | 147.4                | 98.7                                   | 96.3      | 126.6              | 107.1              | 102.8      |
| 2019  | 113.1              | 112.8                        | 118.5         | 115.3             | 147.3                | 97.9                                   | 98.8      | 133.2              | 107.7              | 101.5      |
| 2019. | 4                  | 111.4                        | 110.5         | 118.8             | 118.9                | 145.2                                  | 93.5      | 99.0               | 132.9              | 108.4      |
|       | 5                  | 116.6                        | 116.7         | 122.4             | 115.2                | 166.1                                  | 94.4      | 98.7               | 143.9              | 118.0      |
|       | 6                  | 110.0                        | 110.0         | 116.1             | 109.7                | 156.8                                  | 89.4      | 95.4               | 135.1              | 104.4      |
|       | 7                  | 110.5                        | 110.1         | 118.1             | 113.6                | 152.3                                  | 95.5      | 90.0               | 137.6              | 98.2       |
|       | 8                  | 111.4                        | 111.8         | 118.5             | 108.7                | 153.1                                  | 106.1     | 96.7               | 136.2              | 91.5       |
|       | 9                  | 113.3                        | 113.6         | 111.1             | 110.6                | 130.8                                  | 89.6      | 94.5               | 129.4              | 103.3      |
|       | 10                 | 115.8                        | 114.7         | 121.6             | 124.9                | 140.2                                  | 96.8      | 106.0              | 132.2              | 116.4      |
|       | 11                 | 120.5                        | 119.4         | 127.6             | 129.5                | 155.7                                  | 105.4     | 100.1              | 131.4              | 126.5      |
|       | 12                 | 121.6                        | 118.5         | 134.2             | 147.9                | 143.7                                  | 98.4      | 106.4              | 145.4              | 118.1      |
|       | 1                  | 111.8                        | 114.2         | 105.5             | 91.5                 | 138.0                                  | 94.6      | 102.7              | 128.2              | 95.5       |
|       | 2                  | 97.4                         | 99.9          | 100.9             | 76.6                 | 149.9                                  | 98.6      | 112.1              | 114.1              | 75.6       |
|       | 3                  | 106.7                        | 103.0         | 129.4             | 137.7                | 158.3                                  | 102.9     | 117.4              | 105.5              | 77.7       |
| 2020. | 4                  | 108.9                        | 104.6         | 131.0             | 145.0                | 160.6                                  | 92.0      | 123.2              | 104.1              | 89.6       |
|       |                    |                              |               |                   |                      |  |           |                    |                    |            |
|       | 가                  | 스포츠 & 레저                     | 기타            | 가                 | 음식                   | 의약품                                    | 화장품       | 책 & Stationery     | 자동차                | 기타         |
|       | Footwear & luggage | Sports & entertainment goods | The others    | Non-durable goods | Food                 | Pharmaceuticals                        | Cosmetics | Books & stationery | Automotive fuel    | The others |
| 2017  | 104.9              | 98.8                         | 104.7         | 106.1             | 103.6                | 106.3                                  | 120.7     | 104.2              | 102.3              | 109.6      |
| 2018  | 112.6              | 110.8                        | 116.0         | 109.2             | 105.1                | 109.9                                  | 141.7     | 109.1              | 102.8              | 107.4      |
| 2019  | 116.9              | 118.0                        | 116.9         | 112.9             | 106.9                | 114.3                                  | 164.1     | 100.3              | 105.4              | 106.2      |
| 2019. | 4                  | 118.9                        | 118.8         | 115.8             | 109.3                | 102.2                                  | 114.9     | 159.8              | 95.1               | 102.6      |
|       | 5                  | 128.1                        | 132.7         | 120.6             | 113.2                | 106.9                                  | 114.9     | 165.8              | 90.5               | 105.3      |
|       | 6                  | 118.5                        | 121.0         | 113.1             | 109.6                | 106.2                                  | 111.4     | 150.9              | 87.4               | 101.2      |
|       | 7                  | 110.2                        | 123.5         | 114.1             | 112.3                | 107.3                                  | 112.3     | 154.8              | 99.4               | 106.9      |
|       | 8                  | 103.2                        | 114.7         | 112.3             | 116.9                | 113.6                                  | 113.5     | 164.4              | 94.4               | 111.0      |
|       | 9                  | 113.9                        | 117.7         | 115.9             | 118.7                | 118.5                                  | 114.3     | 175.8              | 93.1               | 104.6      |
|       | 10                 | 119.1                        | 134.0         | 120.8             | 112.8                | 103.9                                  | 115.1     | 171.3              | 88.2               | 109.2      |
|       | 11                 | 121.5                        | 132.7         | 125.5             | 114.5                | 104.6                                  | 116.5     | 180.3              | 90.4               | 110.2      |
|       | 12                 | 122.5                        | 128.1         | 124.2             | 117.3                | 108.1                                  | 118.9     | 176.6              | 115.8              | 112.0      |
|       | 1                  | 108.0                        | 95.9          | 113.1             | 121.9                | 123.5                                  | 118.7     | 174.7              | 108.6              | 104.2      |
|       | 2                  | 77.7                         | 96.1          | 99.1              | 105.4                | 104.1                                  | 119.6     | 121.2              | 101.9              | 96.6       |
|       | 3                  | 75.8                         | 112.3         | 102.9             | 109.0                | 107.7                                  | 120.4     | 123.8              | 111.3              | 101.4      |
| 2020. | 4                  | 86.9                         | 133.3         | 102.7             | 107.0                | 106.2                                  | 120.5     | 125.5              | 97.0               | 99.2       |

Note: 1) Recent two month data are preliminary.  
Source: Statistics Korea.

## 5. Sales Index by Retail Business Type

1)

2015=100

|                           |    | Total | Department stores | Large discount stores | Duty-free shops | Supermarkets and other retail sale in non-specialized stores | Convenience stores | Passenger cars & fuel stores | Specialized stores | Retail sales not in stores |
|---------------------------|----|-------|-------------------|-----------------------|-----------------|--|--------------------|------------------------------|--------------------|----------------------------|
| Value index               |    |       |                   |                       |                 |  |                    |                              |                    |                            |
| 2017                      |    | 107.8 | 101.0             | 103.1                 | 157.3           | 104.9  | 135.1              | 103.5                        | 99.9               | 130.9                      |
| 2018                      |    | 113.9 | 103.2             | 102.1                 | 206.1           | 106.9  | 148.3              | 111.2                        | 100.4              | 150.3                      |
| 2019                      |    | 115.9 | 104.7             | 98.9                  | 270.2           | 101.6  | 156.1              | 110.2                        | 97.2               | 170.1                      |
| 2019.                     | 4  | 114.3 | 99.3              | 88.4                  | 260.2           | 97.9   | 150.4              | 110.2                        | 99.5               | 167.4                      |
|                           | 5  | 120.1 | 110.2             | 98.7                  | 272.1           | 103.6  | 164.5              | 112.1                        | 103.6              | 176.0                      |
|                           | 6  | 112.9 | 98.0              | 95.8                  | 255.3           | 102.9  | 163.3              | 106.9                        | 95.8               | 160.3                      |
|                           | 7  | 112.9 | 92.4              | 96.8                  | 262.9           | 103.3  | 166.3              | 110.1                        | 91.3               | 166.7                      |
|                           | 8  | 114.0 | 93.0              | 105.9                 | 285.0           | 108.7  | 170.6              | 109.4                        | 90.6               | 162.8                      |
|                           | 9  | 116.9 | 106.1             | 111.0                 | 292.5           | 110.0  | 164.8              | 107.8                        | 94.7               | 166.1                      |
|                           | 10 | 119.5 | 110.3             | 91.3                  | 285.3           | 99.0   | 166.0              | 118.0                        | 99.6               | 177.4                      |
|                           | 11 | 123.3 | 121.3             | 94.8                  | 298.5           | 98.0   | 155.0              | 120.5                        | 102.3              | 190.5                      |
|                           | 12 | 125.1 | 118.4             | 100.7                 | 298.1           | 99.8   | 153.1              | 131.1                        | 101.1              | 185.3                      |
| 2020.                     | 1  | 116.3 | 105.2             | 118.5                 | 264.1           | 110.6  | 150.3              | 102.1                        | 95.0               | 177.4                      |
|                           | 2  | 101.4 | 74.5              | 90.3                  | 143.8           | 98.5   | 141.3              | 91.0                         | 81.1               | 186.8                      |
|                           | 3  | 109.8 | 70.1              | 95.2                  | 141.9           | 106.1  | 147.0              | 117.9                        | 77.2               | 210.3                      |
|                           | 4  | 110.8 | 84.9              | 95.0                  | 128.7           | 104.0  | 148.5              | 114.7                        | 84.4               | 198.1                      |
| Volume index              |    |       |                   |                       |                 |  |                    |                              |                    |                            |
| 2017                      |    | 105.9 | 98.7              | 99.5                  | 158.9           | 100.4  | 132.1              | 103.4                        | 98.1               | 128.8                      |
| 2018                      |    | 110.5 | 99.9              | 96.8                  | 209.3           | 100.4  | 143.5              | 107.8                        | 98.1               | 147.0                      |
| 2019                      |    | 113.1 | 101.2             | 93.7                  | 274.1           | 95.3   | 150.6              | 110.4                        | 94.4               | 166.2                      |
| 2019.                     | 4  | 111.4 | 96.0              | 83.4                  | 262.7           | 91.3   | 144.7              | 111.1                        | 96.5               | 162.7                      |
|                           | 5  | 116.6 | 106.6             | 93.5                  | 273.0           | 97.0   | 158.6              | 110.1                        | 100.7              | 171.4                      |
|                           | 6  | 110.0 | 95.1              | 91.3                  | 257.4           | 97.2   | 158.1              | 105.3                        | 93.3               | 157.1                      |
|                           | 7  | 110.5 | 89.7              | 92.8                  | 265.7           | 98.3   | 161.8              | 109.7                        | 89.1               | 163.7                      |
|                           | 8  | 111.4 | 90.1              | 101.0                 | 289.7           | 102.7  | 165.4              | 109.3                        | 88.2               | 159.5                      |
|                           | 9  | 113.3 | 102.4             | 104.2                 | 298.6           | 101.9  | 157.7              | 106.9                        | 91.5               | 162.2                      |
|                           | 10 | 115.8 | 106.5             | 85.5                  | 291.8           | 91.5   | 158.3              | 116.6                        | 96.1               | 172.6                      |
|                           | 11 | 120.5 | 117.1             | 90.5                  | 305.1           | 92.5   | 150.2              | 119.8                        | 99.4               | 186.7                      |
|                           | 12 | 121.6 | 114.1             | 95.2                  | 302.7           | 93.4   | 147.2              | 130.0                        | 97.9               | 180.8                      |
| 2020.                     | 1  | 111.8 | 101.0             | 110.7                 | 267.7           | 102.0  | 142.8              | 98.8                         | 91.7               | 171.9                      |
|                           | 2  | 97.4  | 71.7              | 84.5                  | 146.6           | 91.2   | 134.9              | 87.8                         | 78.3               | 181.2                      |
|                           | 3  | 106.7 | 67.7              | 88.7                  | 146.0           | 97.6   | 140.2              | 119.2                        | 74.6               | 203.9                      |
|                           | 4  | 108.9 | 82.3              | 88.6                  | 133.6           | 95.7   | 141.7              | 121.4                        | 81.6               | 192.2                      |
| Seasonally adjusted index |    |       |                   |                       |                 |  |                    |                              |                    |                            |
| 2019.                     | 1  | 110.9 | 101.3             | 96.2                  | 218.0           | 97.9   | 150.5              | 106.4                        | 97.3               | 158.9                      |
|                           | 2  | 111.1 | 98.4              | 94.2                  | 262.3           | 94.8   | 147.1              | 105.1                        | 94.3               | 157.0                      |
|                           | 3  | 113.9 | 102.4             | 95.3                  | 269.7           | 96.9   | 148.8              | 108.5                        | 96.8               | 163.6                      |
|                           | 4  | 112.7 | 101.3             | 93.6                  | 266.4           | 95.4   | 147.3              | 109.0                        | 96.0               | 161.8                      |
|                           | 5  | 113.1 | 103.3             | 94.3                  | 270.6           | 95.0   | 149.6              | 108.6                        | 96.2               | 166.1                      |
|                           | 6  | 112.1 | 103.0             | 91.6                  | 269.9           | 94.5   | 149.8              | 107.0                        | 95.4               | 165.9                      |
|                           | 7  | 111.1 | 101.8             | 90.4                  | 271.2           | 94.1   | 149.7              | 107.3                        | 93.0               | 163.4                      |
|                           | 8  | 115.0 | 103.6             | 96.6                  | 278.3           | 97.2   | 151.7              | 112.0                        | 94.2               | 171.9                      |
|                           | 9  | 112.7 | 100.7             | 92.2                  | 287.7           | 93.8   | 150.9              | 113.4                        | 92.8               | 171.0                      |
|                           | 10 | 113.5 | 99.6              | 93.5                  | 290.0           | 95.1   | 152.5              | 111.3                        | 92.8               | 168.7                      |
|                           | 11 | 115.5 | 101.6             | 94.9                  | 299.3           | 95.1   | 154.0              | 115.4                        | 92.8               | 173.3                      |
|                           | 12 | 116.2 | 99.8              | 93.8                  | 308.6           | 94.5   | 154.9              | 119.4                        | 93.0               | 172.1                      |
| 2020.                     | 1  | 112.6 | 99.6              | 90.1                  | 255.1           | 93.1   | 155.7              | 107.2                        | 93.4               | 172.1                      |
|                           | 2  | 105.8 | 77.0              | 84.7                  | 167.7           | 105.0  | 161.7              | 94.6                         | 84.5               | 186.6                      |
|                           | 3  | 104.7 | 65.8              | 90.5                  | 136.6           | 101.9  | 144.0              | 113.8                        | 71.6               | 194.4                      |
|                           | 4  | 110.3 | 87.1              | 99.4                  | 135.8           | 100.1  | 144.5              | 119.0                        | 81.0               | 191.3                      |

: 1) 2  
:Note: 1) Recent two month data are preliminary.  
Source: Statistics Korea.

|    |   |
|----|---|
| 1) | 2 |
| :  |   |

|    |   |
|----|---|
| 1) | 2 |
| :  |   |

6. Transaction Value of Online Shopping <sup>1)</sup>

In million won

|                  | 가         |                       | .                           |            | .                            |         |
|------------------|-----------|-----------------------|-----------------------------|------------|------------------------------|---------|
| Footwear         | Luggage   | Fashion & accessories | Sports & leisure appliances | Cosmetics  | Goods for infants & children |         |
| General mall     |           |                       |                             |            |                              |         |
| 1,423,158        | 2,308,226 | 2,035,574             | 3,411,918                   | 11,233,560 | 3,581,275                    | 2019    |
| 128,279          | 191,072   | 169,296               | 285,819                     | 871,607    | 313,203                      | 4. 2019 |
| 136,721          | 197,086   | 186,075               | 329,285                     | 909,317    | 310,175                      | 5       |
| 121,250          | 183,974   | 168,478               | 294,298                     | 859,120    | 269,336                      | 6       |
| 118,361          | 177,125   | 181,332               | 314,488                     | 900,759    | 279,101                      | 7       |
| 94,716           | 191,498   | 163,081               | 267,489                     | 950,578    | 271,793                      | 8       |
| 115,365          | 197,006   | 166,974               | 273,329                     | 1,016,297  | 287,930                      | 9       |
| 124,775          | 205,499   | 165,767               | 327,025                     | 1,056,226  | 309,815                      | 10      |
| 140,600          | 200,451   | 174,742               | 342,585                     | 1,087,220  | 320,494                      | 11      |
| 125,408          | 213,105   | 195,212               | 294,683                     | 1,087,393  | 388,668                      | 12      |
| 103,762          | 175,700   | 156,406               | 228,882                     | 1,031,217  | 304,634                      | 1. 2020 |
| 105,719          | 171,559   | 142,731               | 237,567                     | 953,382    | 357,787                      | 2       |
| 122,500          | 184,556   | 136,946               | 303,659                     | 864,735    | 378,067                      | 3       |
| 122,137          | 165,481   | 122,968               | 363,995                     | 854,990    | 364,761                      | 4       |
| Specialized mall |           |                       |                             |            |                              |         |
| 697,954          | 298,997   | 503,993               | 771,370                     | 1,148,662  | 424,024                      | 2019    |
| 53,132           | 22,583    | 41,627                | 68,641                      | 90,107     | 37,087                       | 4. 2019 |
| 57,425           | 23,002    | 44,938                | 72,581                      | 79,902     | 32,772                       | 5       |
| 62,056           | 21,709    | 44,109                | 63,169                      | 84,748     | 31,432                       | 6       |
| 65,120           | 27,806    | 47,448                | 70,005                      | 84,131     | 36,541                       | 7       |
| 55,116           | 25,786    | 46,330                | 63,635                      | 87,246     | 34,178                       | 8       |
| 57,554           | 25,081    | 42,203                | 65,578                      | 84,745     | 33,618                       | 9       |
| 59,739           | 24,077    | 37,550                | 75,053                      | 99,244     | 36,265                       | 10      |
| 73,026           | 25,823    | 38,536                | 69,357                      | 147,401    | 37,200                       | 11      |
| 67,639           | 25,273    | 44,673                | 62,450                      | 103,160    | 50,516                       | 12      |
| 52,886           | 28,588    | 43,064                | 55,301                      | 95,831     | 34,689                       | 1. 2020 |
| 58,293           | 31,292    | 39,796                | 56,321                      | 96,299     | 36,951                       | 2       |
| 67,647           | 29,213    | 46,701                | 61,223                      | 117,129    | 37,763                       | 3       |
| 71,059           | 27,640    | 45,896                | 67,582                      | 105,885    | 44,927                       | 4       |

Note: 1) Recent two month data are preliminary.

Source: Statistics Korea.

6.

( ) <sup>1)</sup>

: 100

|       |    | Food & beverages | Agriculture,<br>livestock & fishery<br>products | Household goods | Motor vehicle<br>parts & accessories | 가<br>Furniture | Pet products |
|-------|----|------------------|---|-----------------|--------------------------------------|----------------|--------------|
| 2019  |    | 10,953,295       | 3,021,486                                       | 8,787,710       | 1,150,690                            | 3,048,618      | 770,522      |
| 2019. | 4  | 864,677          | 230,676   | 695,473         | 90,536                               | 249,055        | 61,411       |
|       | 5  | 905,514          | 227,566   | 739,782         | 95,489                               | 250,219        | 63,022       |
|       | 6  | 833,438          | 218,109   | 697,121         | 88,280                               | 232,736        | 64,894       |
|       | 7  | 882,388          | 228,687   | 724,763         | 88,349                               | 226,257        | 64,599       |
|       | 8  | 982,329          | 263,451   | 748,215         | 90,932                               | 240,579        | 63,557       |
|       | 9  | 1,002,875        | 307,981   | 730,526         | 150,960                              | 255,073        | 66,638       |
|       | 10 | 979,059          | 255,148   | 779,884         | 94,623                               | 283,242        | 72,499       |
|       | 11 | 987,778          | 262,435   | 802,941         | 97,226                               | 286,499        | 71,505       |
|       | 12 | 994,735          | 268,821   | 797,093         | 96,647                               | 279,627        | 71,387       |
| 2020. | 1  | 1,201,983        | 389,079   | 840,225         | 91,961                               | 260,591        | 72,716       |
|       | 2  | 1,254,414        | 398,419   | 1,022,984       | 109,931                              | 322,743        | 74,071       |
|       | 3  | 1,396,001        | 444,829   | 1,115,063       | 123,791                              | 388,927        | 78,654       |
|       | 4  | 1,285,817        | 393,403   | 958,274         | 121,985                              | 357,433        | 78,297       |
| 2019  |    | 2,475,431        | 512,717   | 1,258,406       | 181,705                              | 426,972        | 153,068      |
| 2019. | 4  | 195,160          | 40,782  | 105,081         | 5,810                                | 34,537         | 12,861       |
|       | 5  | 203,048          | 42,426  | 101,339         | 9,748                                | 34,395         | 12,812       |
|       | 6  | 207,579          | 38,669  | 95,851          | 9,397                                | 35,777         | 11,488       |
|       | 7  | 207,278          | 38,821  | 99,713          | 7,713                                | 35,305         | 11,963       |
|       | 8  | 230,681          | 41,441  | 103,171         | 19,518                               | 33,638         | 12,299       |
|       | 9  | 228,964          | 49,318  | 107,623         | 17,601                               | 31,563         | 14,196       |
|       | 10 | 206,336          | 40,753  | 104,160         | 10,735                               | 36,656         | 14,381       |
|       | 11 | 207,677          | 45,931  | 105,583         | 60,691                               | 37,245         | 13,188       |
|       | 12 | 217,350          | 50,088  | 107,435         | 17,604                               | 38,399         | 13,828       |
| 2020. | 1  | 214,460          | 80,111  | 147,727         | 20,617                               | 36,458         | 11,835       |
|       | 2  | 227,099          | 50,451  | 111,376         | 50,267                               | 41,451         | 11,158       |
|       | 3  | 240,041          | 65,227  | 129,962         | 86,758                               | 46,315         | 13,011       |
|       | 4  | 236,127          | 66,940  | 130,766         | 10,391                               | 47,155         | 12,948       |

6. Transaction Value of Online Shopping (Cont'd) <sup>1)</sup>

| In million won                                     |                               |                        |               |                           |           |         |
|--|-------------------------------|------------------------|---------------|---------------------------|-----------|---------|
| Travel arrangement<br>& transportation<br>services | Culture & leisure<br>services | e<br>E-coupon services | Food services | Miscellaneous<br>services | Others    |         |
| General mall                                       |                               |                        |               |                           |           |         |
| 4,062,272  | 1,057,531                     | 3,249,804              | 113,411       | 709,065                   | 2,616,987 | 2019    |
| 321,195  | 86,424                        | 217,302                | 8,139         | 35,284                    | 198,642   | 4. 2019 |
| 351,780  | 82,327                        | 265,080                | 8,711         | 47,920                    | 208,027   | 5       |
| 363,143  | 98,309                        | 250,897                | 9,207         | 46,462                    | 172,011   | 6       |
| 408,124  | 75,446                        | 271,495                | 9,432         | 57,391                    | 186,377   | 7       |
| 370,650  | 84,249                        | 298,896                | 8,617         | 86,447                    | 214,444   | 8       |
| 285,209  | 80,276                        | 265,897                | 8,490         | 67,136                    | 202,287   | 9       |
| 298,475  | 104,300                       | 291,393                | 10,288        | 71,022                    | 209,858   | 10      |
| 312,162  | 102,442                       | 356,729                | 11,339        | 80,985                    | 206,820   | 11      |
| 322,908  | 91,585                        | 328,039                | 13,650        | 114,148                   | 209,902   | 12      |
| 313,068  | 78,880                        | 299,234                | 22,002        | 111,084                   | 348,053   | 1. 2020 |
| 118,380  | 29,168                        | 318,909                | 28,619        | 116,932                   | 329,601   | 2       |
| 63,147   | 12,779                        | 341,219                | 33,132        | 43,739                    | 319,068   | 3       |
| 58,490   | 19,782                        | 322,812                | 35,593        | 94,240                    | 248,232   | 4       |
| Specialized mall                                   |                               |                        |               |                           |           |         |
| 13,413,629   | 1,155,203                     | 74,125                 | 9,619,431     | 445,384                   | 547,530   | 2019    |
| 1,038,636  | 93,346                        | 5,159                  | 679,474       | 27,102                    | 51,866    | 4. 2019 |
| 1,100,913  | 91,851                        | 6,722                  | 735,255       | 27,818                    | 43,438    | 5       |
| 1,078,574  | 127,071                       | 5,589                  | 766,139       | 26,637                    | 36,809    | 6       |
| 1,197,888  | 120,044                       | 6,980                  | 819,288       | 26,812                    | 44,876    | 7       |
| 1,254,509  | 112,936                       | 5,250                  | 905,634       | 26,823                    | 44,043    | 8       |
| 1,030,619  | 72,910                        | 6,127                  | 841,525       | 92,229                    | 40,045    | 9       |
| 1,134,647  | 83,368                        | 5,220                  | 897,443       | 34,399                    | 50,015    | 10      |
| 1,127,998  | 94,725                        | 6,657                  | 1,009,185     | 37,662                    | 51,623    | 11      |
| 1,245,886  | 91,855                        | 10,564                 | 1,038,154     | 45,054                    | 57,116    | 12      |
| 1,228,535  | 80,824                        | 6,488                  | 1,041,874     | 46,175                    | 46,662    | 1. 2020 |
| 592,121  | 29,467                        | 5,200                  | 1,106,399     | 28,692                    | 51,335    | 2       |
| 290,824  | 7,362                         | 7,343                  | 1,218,791     | 20,706                    | 67,963    | 3       |
| 354,423  | 5,746                         | 11,343                 | 1,227,545     | 20,583                    | 53,353    | 4       |



## 7.

1)

2015=100

|         | Total Index | Wholesale & retail trade | Transportation & storage | Accommodation & food service activities | Information & communication | Financial & insurance activities | Real estate activities |
|---------|-------------|--------------------------|--------------------------|---|-----------------------------|----------------------------------|------------------------|
| 가       | 1,000.0     | 211.3                    | 90.3                     | 61.6                                    | 79.9                        | 140.9                            | 31.8                   |
| 2015    | 100.0       | 100.0                    | 100.0                    | 100.0                                   | 100.0                       | 100.0                            | 100.0                  |
| 2016    | 103.6       | 102.0                    | 101.3                    | 104.5                                   | 103.3                       | 105.3                            | 102.0                  |
| 2017    | 107.5       | 105.1                    | 104.8                    | 105.0                                   | 105.6                       | 112.0                            | 106.3                  |
| 2018    | 111.7       | 108.3                    | 108.8                    | 106.0                                   | 108.0                       | 119.5                            | 108.9                  |
| 2019    | 114.6       | 107.3                    | 110.6                    | 106.9                                   | 112.4                       | 123.0                            | 111.8                  |
| 2019. 1 | 111.0       | 107.6                    | 111.3                    | 105.6                                   | 101.8                       | 123.0                            | 108.7                  |
| 2       | 104.6       | 94.6                     | 100.0                    | 94.6                                    | 99.8                        | 115.8                            | 107.2                  |
| 3       | 114.4       | 110.4                    | 108.4                    | 103.6                                   | 108.7                       | 123.4                            | 108.0                  |
| 4       | 113.8       | 108.4                    | 110.0                    | 104.7                                   | 106.9                       | 123.8                            | 107.3                  |
| 5       | 115.9       | 111.2                    | 112.1                    | 110.2                                   | 107.3                       | 125.6                            | 107.8                  |
| 6       | 114.5       | 106.3                    | 110.1                    | 105.3                                   | 112.6                       | 121.1                            | 107.6                  |
| 7       | 114.3       | 105.1                    | 113.8                    | 109.7                                   | 107.8                       | 125.2                            | 112.2                  |
| 8       | 114.7       | 105.4                    | 115.2                    | 113.0                                   | 108.9                       | 125.7                            | 112.1                  |
| 9       | 113.1       | 106.0                    | 107.2                    | 100.4                                   | 112.6                       | 119.8                            | 112.2                  |
| 10      | 115.6       | 108.9                    | 113.8                    | 108.0                                   | 112.8                       | 122.6                            | 114.7                  |
| 11      | 116.8       | 111.3                    | 110.9                    | 106.7                                   | 113.9                       | 125.0                            | 116.8                  |
| 12      | 126.3       | 112.8                    | 113.8                    | 121.1                                   | 155.7                       | 125.3                            | 127.4                  |
| 2020. 1 | 113.7       | 106.6                    | 109.2                    | 104.8                                   | 106.9                       | 129.1                            | 118.4                  |
| 2       | 107.5       | 94.7                     | 93.2                     | 81.3                                    | 107.3                       | 131.5                            | 124.1                  |
| 3       | 110.4       | 103.1                    | 91.7                     | 70.6                                    | 114.4                       | 139.2                            | 119.6                  |
| 4       | 107.8       | 98.8                     | 88.8                     | 79.8                                    | 110.8                       | 136.1                            | 111.7                  |
| 2015    | 100.0       | 100.0                    | 100.0                    | 100.0                                   | 100.0                       | 100.0                            | 100.0                  |
| 2016    | 102.6       | 102.5                    | 102.2                    | 102.3                                   | 102.5                       | 104.3                            | 100.6                  |
| 2017    | 104.5       | 103.2                    | 103.8                    | 100.4                                   | 104.4                       | 109.7                            | 101.8                  |
| 2018    | 106.9       | 105.0                    | 106.0                    | 98.5                                    | 106.7                       | 116.2                            | 102.0                  |
| 2019    | 108.4       | 104.6                    | 106.0                    | 97.5                                    | 110.4                       | 118.2                            | 102.4                  |
| 2019. 1 | 105.8       | 105.2                    | 107.2                    | 96.9                                    | 100.4                       | 119.1                            | 101.1                  |
| 2       | 99.4        | 92.5                     | 96.1                     | 86.7                                    | 98.6                        | 111.7                            | 97.2                   |
| 3       | 108.7       | 107.9                    | 104.8                    | 95.1                                    | 107.2                       | 119.1                            | 98.3                   |
| 4       | 107.7       | 105.5                    | 106.0                    | 96.0                                    | 105.5                       | 119.1                            | 98.1                   |
| 5       | 109.5       | 108.1                    | 107.7                    | 100.7                                   | 105.4                       | 120.7                            | 98.5                   |
| 6       | 108.2       | 103.8                    | 105.8                    | 96.4                                    | 110.5                       | 116.2                            | 98.3                   |
| 7       | 108.0       | 102.7                    | 109.0                    | 99.4                                    | 105.8                       | 119.9                            | 103.1                  |
| 8       | 108.2       | 102.8                    | 109.5                    | 101.8                                   | 106.8                       | 120.3                            | 102.7                  |
| 9       | 106.8       | 102.8                    | 103.2                    | 91.5                                    | 110.4                       | 114.9                            | 102.7                  |
| 10      | 109.1       | 105.9                    | 108.8                    | 98.4                                    | 110.5                       | 117.4                            | 104.7                  |
| 11      | 110.3       | 108.7                    | 105.9                    | 97.3                                    | 111.9                       | 119.7                            | 107.2                  |
| 12      | 118.8       | 109.7                    | 108.5                    | 109.9                                   | 152.3                       | 120.1                            | 117.0                  |
| 2020. 1 | 106.7       | 103.0                    | 104.0                    | 94.8                                    | 104.1                       | 123.8                            | 108.2                  |
| 2       | 100.6       | 92.1                     | 88.8                     | 73.8                                    | 104.7                       | 125.3                            | 112.5                  |
| 3       | 103.4       | 101.0                    | 87.1                     | 64.2                                    | 111.5                       | 133.2                            | 108.0                  |
| 4       | 101.1       | 97.5                     | 83.7                     | 72.5                                    | 108.0                       | 130.1                            | 100.0                  |

: 1) 2

:

7. Index of Services by Industry Section <sup>1)</sup>

2015=100

| Professional, scientific & technical activities | Business facilities management & business support services; rental & leasing activities | Education | Human health & social work activities | Arts, sports & recreation related services | Membership organizations, repair & other personal services | Water supply; sewage, waste management, materials recovery | Weight  |
|---|---|-----------|---------------------------------------|--|--|--|---------|
| 71.0  | 47.7  | 106.0     | 94.3                                  | 21.7                                       | 32.1   | 11.4   |         |
| Value index                                     |   |           |                                       |  |  |  |         |
| 100.0   | 100.0   | 100.0     | 100.0                                 | 100.0                                      | 100.0  | 100.0  | 2015    |
| 101.9   | 102.8   | 101.9     | 110.1                                 | 104.1                                      | 102.0  | 110.8  | 2016    |
| 104.0   | 108.1   | 103.8     | 119.6                                 | 105.7                                      | 104.0  | 117.1  | 2017    |
| 107.8   | 112.8   | 105.4     | 127.8                                 | 107.1                                      | 107.5  | 130.6  | 2018    |
| 114.6   | 117.9   | 105.5     | 139.3                                 | 110.0                                      | 107.7  | 136.7  | 2019    |
| 94.9  | 111.1   | 106.4     | 135.2                                 | 90.7                                       | 104.6  | 124.0  | 1. 2019 |
| 89.8  | 110.4   | 108.8     | 135.8                                 | 89.2                                       | 92.7   | 103.9  | 2       |
| 119.0   | 113.6   | 108.0     | 134.1                                 | 111.8                                      | 109.9  | 128.2  | 3       |
| 114.3   | 116.3   | 105.6     | 134.2                                 | 114.0                                      | 109.9  | 136.1  | 4       |
| 122.0   | 117.4   | 103.9     | 135.9                                 | 119.9                                      | 110.5  | 141.0  | 5       |
| 124.5   | 119.2   | 103.6     | 139.1                                 | 119.1                                      | 106.1  | 131.6  | 6       |
| 109.3   | 118.0   | 105.5     | 139.6                                 | 113.6                                      | 105.7  | 147.9  | 7       |
| 104.8   | 117.1   | 104.9     | 142.9                                 | 113.8                                      | 105.2  | 145.7  | 8       |
| 110.9   | 117.6   | 106.2     | 144.6                                 | 108.2                                      | 99.7   | 132.4  | 9       |
| 108.6   | 119.8   | 104.8     | 143.5                                 | 111.9                                      | 111.0  | 150.6  | 10      |
| 118.4   | 121.5   | 101.8     | 143.5                                 | 111.1                                      | 113.9  | 146.6  | 11      |
| 158.4   | 132.2   | 106.7     | 143.4                                 | 116.6                                      | 122.7  | 152.9  | 12      |
| 100.1   | 113.3   | 105.9     | 147.0                                 | 94.2                                       | 102.6  | 129.5  | 1. 2020 |
| 97.4  | 108.4   | 106.3     | 143.6                                 | 75.1                                       | 91.2   | 133.4  | 2       |
| 127.7   | 108.1   | 98.2      | 138.1                                 | 59.4                                       | 86.9   | 146.8  | 3       |
| 110.9   | 105.1   | 97.4      | 139.8                                 | 63.5                                       | 93.0   | 145.8  | 4       |
| Volume index                                    |   |           |                                       |  |  |  |         |
| 100.0   | 100.0   | 100.0     | 100.0                                 | 100.0                                      | 100.0  | 100.0  | 2015    |
| 99.2  | 101.5   | 100.7     | 108.1                                 | 102.3                                      | 100.3  | 103.1  | 2016    |
| 97.6  | 105.9   | 100.7     | 115.1                                 | 102.5                                      | 100.3  | 103.5  | 2017    |
| 98.5  | 106.7   | 100.6     | 121.6                                 | 101.9                                      | 101.1  | 106.7  | 2018    |
| 99.9  | 109.2   | 100.1     | 131.4                                 | 103.1                                      | 99.6   | 106.3  | 2019    |
| 85.7  | 104.6   | 101.5     | 127.2                                 | 85.9                                       | 97.3   | 99.0   | 1. 2019 |
| 79.5  | 103.1   | 103.5     | 127.6                                 | 84.2                                       | 85.9   | 83.4   | 2       |
| 105.5   | 105.8   | 102.8     | 126.3                                 | 105.2                                      | 101.9  | 102.2  | 3       |
| 99.1  | 108.2   | 100.2     | 126.6                                 | 106.8                                      | 102.0  | 107.9  | 4       |
| 105.8   | 109.1   | 98.4      | 128.2                                 | 112.3                                      | 102.4  | 110.4  | 5       |
| 107.5   | 110.2   | 98.3      | 131.2                                 | 111.5                                      | 98.1   | 103.4  | 6       |
| 95.2  | 108.1   | 100.3     | 131.9                                 | 106.3                                      | 97.3   | 113.7  | 7       |
| 91.2  | 107.0   | 99.5      | 134.9                                 | 106.4                                      | 96.8   | 112.2  | 8       |
| 96.1  | 108.5   | 100.5     | 136.6                                 | 101.3                                      | 92.0   | 102.2  | 9       |
| 94.5  | 110.5   | 98.9      | 135.5                                 | 104.5                                      | 102.8  | 115.2  | 10      |
| 102.6   | 112.4   | 96.5      | 135.6                                 | 103.8                                      | 105.5  | 111.8  | 11      |
| 136.3   | 122.4   | 100.9     | 135.5                                 | 109.0                                      | 112.9  | 114.1  | 12      |
| 85.3  | 104.8   | 99.7      | 136.0                                 | 88.2                                       | 93.7   | 97.0   | 1. 2020 |
| 83.1  | 96.8  | 100.2     | 132.9                                 | 70.1                                       | 83.6   | 98.8   | 2       |
| 107.8   | 96.2  | 92.7      | 127.7                                 | 55.2                                       | 79.4   | 108.0  | 3       |
| 94.4  | 93.7  | 92.3      | 129.1                                 | 58.9                                       | 85.0   | 107.1  | 4       |

Note: 1) Recent two month data are preliminary.

Source: Statistics Korea.

## 8. Tourism Balance

: 100

, %,

In million U. S. dollars, %, U. S. dollars

|         | Tourism receipts | 2)          | 1                              | Tourism expenditures | 2)          | 1                              | Balance   |
|---------|------------------|-------------|--------------------------------|----------------------|-------------|--------------------------------|-----------|
|         |                  | Growth rate | Average expenditure per capita |                      | Growth rate | Average expenditure per capita |           |
| 2014    | 17,335.9         | 21.3        | 1,221                          | 19,469.9             | 12.3        | 1,211                          | -2,134.0  |
| 2015    | 14,675.8         | -15.3       | 1,109                          | 21,528.0             | 10.6        | 1,115                          | -6,852.2  |
| 2016    | 16,753.9         | 14.2        | 972                            | 23,688.6             | 10.0        | 1,058                          | -6,934.7  |
| 2017    | 13,263.9         | -20.8       | 995                            | 27,959.8             | 18.0        | 1,055                          | -14,695.9 |
| 2018    | 18,461.8         | 39.2        | 991                            | 31,527.9             | 12.8        | 990                            | -13,066.1 |
| 2019    | 21,506.3         | 16.5        | 1,229                          | 28,855.4             | -8.5        | 1,005                          | -7,349.1  |
| 2018. 4 | 1,713.4          | 73.4        | 1,036                          | 2,499.0              | 19.1        | 1,014                          | -785.6    |
| 5       | 1,615.3          | 63.5        | 1,002                          | 2,688.9              | 16.6        | 1,010                          | -1,073.6  |
| 6       | 1,669.6          | 65.5        | 1,023                          | 2,544.5              | 14.0        | 998                            | -874.9    |
| 7       | 1,487.4          | 55.6        | 960                            | 2,587.4              | 4.2         | 958                            | -1,100.0  |
| 8       | 1,562.0          | 13.6        | 966                            | 2,690.8              | 12.7        | 972                            | -1,128.8  |
| 9       | 1,521.9          | 25.1        | 1,032                          | 2,426.9              | 9.2         | 988                            | -905.0    |
| 10      | 1,850.4          | 77.1        | 970                            | 2,502.6              | -3.8        | 965                            | -652.2    |
| 11      | 1,401.9          | 29.7        | 897                            | 2,523.8              | 4.8         | 997                            | -1,121.9  |
| 12      | 1,531.2          | 48.7        | 935                            | 2,631.7              | 7.6         | 971                            | -1,100.5  |
| 2019. 1 | 1,548.8          | 24.8        | 1,402                          | 2,686.6              | -14.5       | 922                            | -1,137.8  |
| 2       | 1,554.4          | 21.7        | 1,293                          | 2,204.0              | -14.0       | 842                            | -649.6    |
| 3       | 2,227.9          | 40.1        | 1,451                          | 2,195.7              | -19.6       | 941                            | 32.2      |
| 4       | 2,098.0          | 22.4        | 1,283                          | 2,308.9              | -7.6        | 1,028                          | -210.9    |
| 5       | 1,923.6          | 19.1        | 1,295                          | 2,453.4              | -8.8        | 1,022                          | -529.8    |
| 6       | 1,543.9          | -7.5        | 1,046                          | 2,445.4              | -3.9        | 980                            | -901.5    |
| 7       | 1,749.6          | 17.6        | 1,208                          | 2,562.5              | -1.0        | 970                            | -812.9    |
| 8       | 1,853.6          | 18.7        | 1,169                          | 2,424.4              | -9.9        | 999                            | -570.8    |
| 9       | 1,708.1          | 12.2        | 1,170                          | 2,227.4              | -8.2        | 1,087                          | -519.3    |
| 10      | 1,788.4          | -3.4        | 1,080                          | 2,369.0              | -5.3        | 1,100                          | -580.6    |
| 11      | 1,627.0          | 16.1        | 1,117                          | 2,354.7              | -6.7        | 1,127                          | -727.7    |
| 12      | 1,883.0          | 23.0        | 1,293                          | 2,623.4              | -0.3        | 1,120                          | -740.4    |
| 2020. 1 | 1,579.7          | 2.0         | 1,241                          | 2,507.3              | -6.7        | 998                            | -927.6    |
| 2       | 1,147.5          | -26.2       | 1,675                          | 1,418.2              | -35.7       | 1,355                          | -270.7    |
| 3       | 729.8            | -67.2       | 8,740                          | 881.5                | -59.9       | 6,149                          | -151.7    |

: 1) 2019

2)

:

Note: 1) After 2019 figures are preliminary.

2) Over the same period last year.

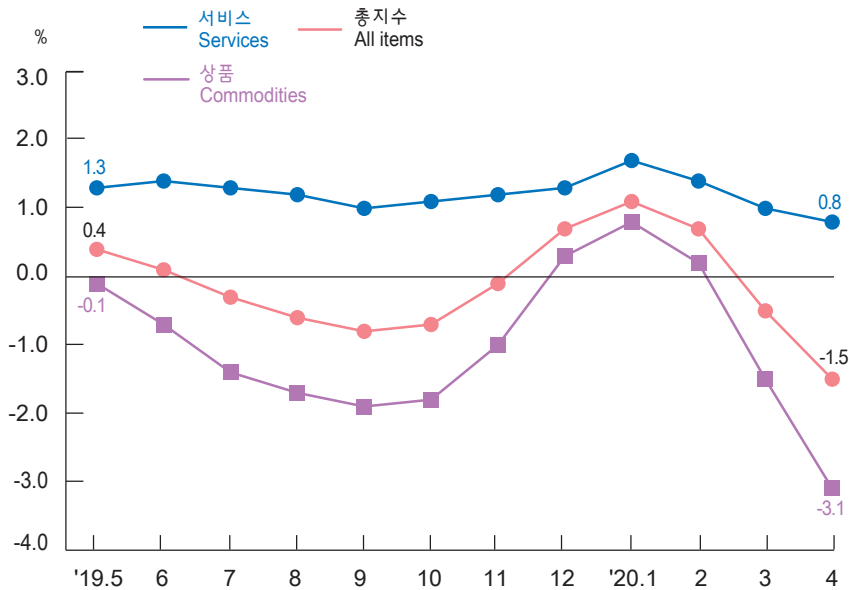
Source: Korea Tourism Organization.

## Ⅸ. 물가

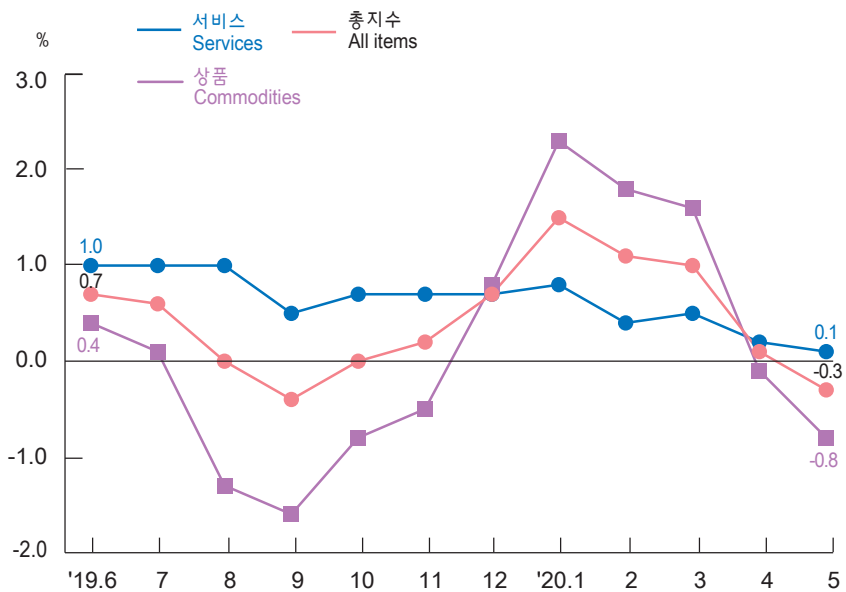
Price

|                                |     |
|--------------------------------|-----|
| 1. 생산자물가지수 .....               | 159 |
| 2. 특수분류별 생산자물가지수 .....         | 166 |
| 3. 국내공급물가지수 .....              | 168 |
| 4. 소비자물가지수 .....               | 172 |
| 5. 품목별 소비자물가지수(지출목적별 분류) ..... | 174 |
| 6. 특수분류별 소비자물가지수 .....         | 183 |
| 7. 품목성질별 소비자물가지수 .....         | 184 |
| 8. 지역별 소비자물가지수(지출목적별 분류) ..... | 186 |
| 9. 수출입 물가지수 .....              | 194 |
| 10. 특수분류별 수출입물가지수 .....        | 196 |
| 11. 농가 판매 및 구입 가격지수 .....      | 198 |
| 12. 주요 분류별 농가 구입가격지수 .....     | 200 |
| 13. 주요 분류별 농가 판매가격지수 .....     | 202 |

생산자물가지수 증감률(전년동월비)  
 Producer Price Indexes (over same month of the last year)



품목성질별 소비자물가지수 증감률(전년동월비)  
 CPI by Commodities & Services (over the same month of the last year)



# 1. 가<sup>1)</sup> Producer Price Indexes

The Producer Price Index measures price changes in goods and services that domestic producers provide to domestic markets. The Index is used as a business indicator and a GDP deflator. Basically prices used for the Index are basic prices. The Index covers 878 items (775 items of goods and 103 items of services)

가 가 가  
가 GDP  
, 878 ( 가 , 103 ) .

2015=100

| 가 Weight <sup>2)</sup> |           |        |  |                    |                    |
|------------------------|-----------|--------|--|--------------------|--------------------|
|                        | All items | Goods  | Agricultural, forestry & marine products | Agricultural foods | Livestock products |
|                        | 1,000.0   | 601.9  | 35.7                                     | 16.6               | 10.4               |
| 2017                   | 101.57    | 101.14 | 112.63                                   | 106.41             | 106.31             |
| 2018                   | 103.48    | 103.31 | 116.65                                   | 122.05             | 98.31              |
| 2019                   | 103.50    | 102.54 | 114.01                                   | 119.21             | 95.90              |
| 2019. 4                | 103.68    | 102.88 | 114.91                                   | 119.09             | 99.75              |
| 5                      | 103.79    | 103.01 | 112.24                                   | 115.52             | 98.41              |
| 6                      | 103.50    | 102.50 | 111.64                                   | 113.23             | 98.33              |
| 7                      | 103.50    | 102.38 | 111.58                                   | 112.79             | 97.65              |
| 8                      | 103.74    | 102.71 | 115.24                                   | 120.52             | 98.38              |
| 9                      | 103.80    | 102.94 | 117.92                                   | 121.31             | 104.64             |
| 10                     | 103.56    | 102.47 | 112.42                                   | 119.60             | 91.84              |
| 11                     | 103.41    | 102.24 | 113.39                                   | 115.72             | 95.00              |
| 12                     | 103.70    | 102.69 | 117.94                                   | 124.29             | 93.23              |
| 2020. 1                | 104.08    | 102.84 | 121.95                                   | 131.55             | 91.65              |
| 2                      | 103.74    | 102.26 | 118.16                                   | 123.95             | 90.28              |
| 3                      | 102.82    | 100.98 | 119.53                                   | 122.86             | 94.64              |
| 4                      | 102.08    | 99.72  | 119.71                                   | 121.05             | 97.98              |

| 가 Weight <sup>2)</sup> |                 |              |                 |                                     |  |
|------------------------|-----------------|--------------|-----------------|-------------------------------------|--|
|                        | Forest products | Marine foods | Mining products | Coal, crude petroleum & natural gas | Metallic & Non-metallic mineral products |
|                        | 1.0             | 7.7          | 2.6             | 0.3                                 | 2.3                                      |
| 2017                   | 131.96          | 137.06       | 109.13          | 104.75                              | 109.74                                   |
| 2018                   | 129.05          | 138.02       | 114.47          | 111.62                              | 114.88                                   |
| 2019                   | 116.99          | 137.15       | 115.29          | 118.01                              | 114.99                                   |
| 2019. 4                | 112.17          | 135.63       | 116.05          | 117.15                              | 115.93                                   |
| 5                      | 109.89          | 132.41       | 115.98          | 119.22                              | 115.62                                   |
| 6                      | 101.02          | 136.18       | 114.76          | 114.47                              | 114.80                                   |
| 7                      | 97.73           | 138.77       | 114.53          | 114.69                              | 114.52                                   |
| 8                      | 116.98          | 135.89       | 115.66          | 121.30                              | 115.02                                   |
| 9                      | 121.78          | 135.70       | 117.56          | 123.27                              | 116.92                                   |
| 10                     | 119.01          | 135.02       | 115.22          | 119.42                              | 114.75                                   |
| 11                     | 124.44          | 142.73       | 114.12          | 118.90                              | 113.57                                   |
| 12                     | 134.13          | 149.27       | 113.56          | 117.39                              | 113.13                                   |
| 2020. 1                | 144.86          | 155.87       | 113.37          | 117.47                              | 112.89                                   |
| 2                      | 137.71          | 157.33       | 113.62          | 118.38                              | 113.07                                   |
| 3                      | 128.95          | 159.99       | 113.73          | 120.64                              | 112.92                                   |
| 4                      | 127.79          | 158.69       | 112.88          | 122.85                              | 111.67                                   |

: 1)

2) 2010 가 ,

2020 가

: 가

Note: 1) The figures for the latest month are preliminary.

2) Since 2010, KOSTAT has revised weights on an annual basis.

The table shows weights revised in 2020.

Source: The Bank of Korea.

1. 가 ( )<sup>1)</sup>

2015=100

|                        | Manufacturing products |                           |               |           |           |
|------------------------|------------------------|---------------------------|---------------|-----------|-----------|
|                        |                        | Food products & beverages | Food products | Beverages | Cigarette |
| 가 2)                   | 503.4                  | 42.1                      | 34.9          | 5.9       | 1.3       |
| 2017                   | 101.10                 | 101.47                    | 101.30        | 102.76    | 100.00    |
| 2018                   | 103.31                 | 101.91                    | 101.75        | 103.29    | 100.00    |
| 2019                   | 102.28                 | 102.55                    | 102.32        | 104.48    | 100.00    |
| 2019. 4                | 102.71                 | 102.56                    | 102.42        | 103.93    | 100.00    |
| 5                      | 103.03                 | 102.62                    | 102.41        | 104.42    | 100.00    |
| 6                      | 102.46                 | 102.67                    | 102.37        | 105.04    | 100.00    |
| 7                      | 102.28                 | 102.59                    | 102.27        | 105.04    | 100.00    |
| 8                      | 102.41                 | 102.79                    | 102.52        | 105.01    | 100.00    |
| 9                      | 102.36                 | 102.88                    | 102.62        | 105.01    | 100.00    |
| 10                     | 102.18                 | 102.76                    | 102.50        | 104.89    | 100.00    |
| 11                     | 101.86                 | 102.72                    | 102.46        | 104.86    | 100.00    |
| 12                     | 102.04                 | 102.74                    | 102.48        | 104.86    | 100.00    |
| 2020. 1                | 101.92                 | 102.92                    | 102.57        | 105.67    | 100.00    |
| 2                      | 101.45                 | 102.69                    | 102.30        | 105.60    | 100.00    |
| 3                      | 99.85                  | 102.73                    | 102.34        | 105.60    | 100.00    |
| 4                      | 98.37                  | 102.72                    | 102.33        | 105.60    | 100.00    |
| Manufacturing products |                        |                           |               |           |           |
|                        | Wood & paper products  |                           |               |           |           |
|                        | Pulp & paper products  |                           |               |           |           |
| 가 2)                   | 11.8                   | 32.9                      | 85.9          | 19.9      | 9.2       |
| 2017                   | 108.97                 | 102.24                    | 101.22        | 109.03    | 99.09     |
| 2018                   | 113.97                 | 120.83                    | 104.55        | 119.31    | 103.40    |
| 2019                   | 110.63                 | 115.83                    | 101.50        | 108.31    | 97.36     |
| 2019. 4                | 113.18                 | 120.92                    | 102.11        | 110.14    | 99.06     |
| 5                      | 113.14                 | 123.22                    | 102.30        | 110.55    | 99.35     |
| 6                      | 112.47                 | 115.18                    | 101.86        | 109.32    | 98.71     |
| 7                      | 108.32                 | 116.13                    | 101.49        | 108.55    | 97.55     |
| 8                      | 108.14                 | 115.58                    | 101.61        | 108.87    | 97.13     |
| 9                      | 108.17                 | 115.78                    | 101.45        | 108.09    | 96.44     |
| 10                     | 108.15                 | 116.52                    | 101.00        | 106.59    | 95.98     |
| 11                     | 108.05                 | 116.81                    | 100.31        | 104.20    | 94.36     |
| 12                     | 107.84                 | 119.41                    | 100.17        | 104.24    | 92.99     |
| 2020. 1                | 107.69                 | 118.90                    | 99.91         | 104.02    | 92.53     |
| 2                      | 107.53                 | 110.47                    | 99.46         | 102.36    | 91.96     |
| 3                      | 107.55                 | 88.34                     | 97.76         | 95.60     | 90.96     |
| 4                      | 107.59                 | 68.36                     | 95.61         | 89.03     | 87.03     |

1. Producer Price Indexes (Cont'd) <sup>1)</sup>

2015=100

| 가                                 |                           |                          |                         |                        |                             |
|-----------------------------------|---------------------------|--------------------------|-------------------------|------------------------|-----------------------------|
| Fiber products & leather products | Fiber products & apparels | 가<br>Leather products    |                         | Wood & wooden products |                             |
| 20.1                              | 17.4                      | 2.7                      | 15.9                    | 4.1                    | <b>Weight <sup>2)</sup></b> |
| 101.15                            | 100.84                    | 103.61                   | 105.95                  | 96.84                  | 2017                        |
| 101.75                            | 101.64                    | 102.98                   | 109.93                  | 97.77                  | 2018                        |
| 102.84                            | 102.90                    | 103.07                   | 107.27                  | 96.92                  | 2019                        |
| 102.90                            | 103.01                    | 102.88                   | 109.18                  | 97.17                  | 4. 2019                     |
| 102.93                            | 103.03                    | 102.88                   | 109.17                  | 97.25                  | 5                           |
| 102.85                            | 102.97                    | 102.77                   | 108.72                  | 97.38                  | 6                           |
| 102.73                            | 102.82                    | 102.77                   | 105.72                  | 97.37                  | 7                           |
| 102.85                            | 102.87                    | 103.35                   | 105.42                  | 96.75                  | 8                           |
| 103.28                            | 103.38                    | 103.30                   | 105.49                  | 96.92                  | 9                           |
| 103.11                            | 103.29                    | 102.60                   | 105.19                  | 95.92                  | 10                          |
| 103.04                            | 103.21                    | 102.60                   | 105.25                  | 96.37                  | 11                          |
| 103.08                            | 103.24                    | 102.64                   | 105.04                  | 96.20                  | 12                          |
| 102.83                            | 102.95                    | 102.66                   | 104.85                  | 95.93                  | 1. 2020                     |
| 102.84                            | 102.99                    | 102.47                   | 104.92                  | 96.60                  | 2                           |
| 102.88                            | 103.04                    | 102.47                   | 104.99                  | 96.75                  | 3                           |
| 102.89                            | 103.01                    | 102.73                   | 104.97                  | 96.58                  | 4                           |
| <b>Manufacturing products</b>     |                           |                          |                         |                        |                             |
| <b>Chemical products</b>          |                           |                          |                         |                        |                             |
| Chemical fibers                   | Pharmaceuticals           | Fertilizers & pesticides | Other chemical products | Plastic products       |                             |
| 0.8                               | 8.1                       | 1.9                      | 13.9                    | 27.7                   | <b>Weight <sup>2)</sup></b> |
| 94.98                             | 99.70                     | 96.16                    | 100.57                  | 98.40                  | 2017                        |
| 101.68                            | 99.22                     | 94.78                    | 101.46                  | 100.09                 | 2018                        |
| 102.42                            | 99.38                     | 94.23                    | 102.63                  | 99.84                  | 2019                        |
| 105.04                            | 99.41                     | 94.24                    | 102.21                  | 100.03                 | 4. 2019                     |
| 104.93                            | 99.41                     | 94.24                    | 102.75                  | 99.95                  | 5                           |
| 104.72                            | 99.46                     | 94.24                    | 102.14                  | 99.99                  | 6                           |
| 100.68                            | 99.54                     | 94.20                    | 102.39                  | 99.74                  | 7                           |
| 100.71                            | 99.53                     | 94.20                    | 102.74                  | 99.82                  | 8                           |
| 99.81                             | 99.53                     | 94.20                    | 102.82                  | 100.12                 | 9                           |
| 98.47                             | 99.52                     | 94.20                    | 103.37                  | 99.64                  | 10                          |
| 99.21                             | 99.44                     | 94.20                    | 103.47                  | 99.64                  | 11                          |
| 98.06                             | 99.42                     | 94.20                    | 103.93                  | 99.47                  | 12                          |
| 97.55                             | 98.80                     | 94.34                    | 103.46                  | 99.22                  | 1. 2020                     |
| 97.81                             | 98.73                     | 94.34                    | 103.67                  | 99.09                  | 2                           |
| 96.62                             | 98.73                     | 94.34                    | 103.58                  | 98.91                  | 3                           |
| 95.53                             | 98.76                     | 94.34                    | 103.24                  | 98.42                  | 4                           |



1. 가 ( ) <sup>1)</sup>

2015=100

|         |   |                               |                             |                                     |   | 1 |
|---------|---|-------------------------------|-----------------------------|-------------------------------------|---|---|
|         |   |                               |                             |                                     |   |   |
|         | Rubber products                           | Non-metallic mineral products | Glass and glass products    | Other non-metallic mineral products |   |   |
| 가 2)    | 4.4                                       | 20.5                          | 4.0                         | 16.5                                | 51.5  |   |
| 2017    | 96.73                                     | 97.61                         | 94.99                       | 98.46                               | 107.41  |   |
| 2018    | 94.33                                     | 98.28                         | 92.69                       | 100.01                              | 112.22  |   |
| 2019    | 93.36                                     | 98.98                         | 92.47                       | 100.97                              | 111.54  |   |
| 2019. 4 | 93.39                                     | 98.91                         | 92.16                       | 100.97                              | 111.60  |   |
| 5       | 93.39                                     | 98.95                         | 92.16                       | 101.03                              | 112.06  |   |
| 6       | 93.39                                     | 99.10                         | 92.16                       | 101.22                              | 111.88  |   |
| 7       | 93.39                                     | 99.32                         | 92.36                       | 101.47                              | 111.58  |   |
| 8       | 93.39                                     | 99.25                         | 92.36                       | 101.35                              | 112.12  |   |
| 9       | 93.39                                     | 98.84                         | 92.36                       | 100.83                              | 112.34  |   |
| 10      | 93.34                                     | 98.72                         | 92.87                       | 100.52                              | 111.72  |   |
| 11      | 93.34                                     | 98.48                         | 92.53                       | 100.32                              | 110.96  |   |
| 12      | 93.34                                     | 98.41                         | 92.53                       | 100.22                              | 110.75  |   |
| 2020. 1 | 94.35                                     | 98.20                         | 92.56                       | 99.95                               | 110.51  |   |
| 2       | 94.35                                     | 97.73                         | 91.76                       | 99.57                               | 110.66  |   |
| 3       | 94.28                                     | 97.74                         | 91.76                       | 99.58                               | 109.85  |   |
| 4       | 94.27                                     | 97.65                         | 91.50                       | 99.53                               | 109.62  |   |
|         |   |                               |                             |                                     |   |   |
|         |   |                               |                             |                                     |   |   |
|         | Computers, electronic & optical equipment |                               |                             |                                     |   |   |
|         | Semi-conductors                           | Electronic display devices    | Other electronic components | Computers & peripherals             | Communication & broadcasting equipment, video & audio apparatus |   |
| 가 2)    | 6.7                                       | 14.0                          | 7.0                         | 1.6                                 | 12.0  |   |
| 2017    | 105.53                                    | 87.85                         | 93.64                       | 98.57                               | 94.26   |   |
| 2018    | 109.09                                    | 77.16                         | 89.20                       | 97.51                               | 91.41   |   |
| 2019    | 95.91                                     | 75.54                         | 89.16                       | 95.46                               | 86.93   |   |
| 2019. 4 | 96.35                                     | 75.46                         | 88.86                       | 95.26                               | 87.09   |   |
| 5       | 97.44                                     | 77.27                         | 89.54                       | 95.13                               | 87.18   |   |
| 6       | 95.87                                     | 76.48                         | 89.50                       | 95.10                               | 87.07   |   |
| 7       | 93.69                                     | 75.92                         | 89.26                       | 95.16                               | 86.79   |   |
| 8       | 95.56                                     | 76.69                         | 89.69                       | 95.16                               | 86.82   |   |
| 9       | 94.94                                     | 75.72                         | 89.53                       | 95.16                               | 86.71   |   |
| 10      | 93.17                                     | 74.85                         | 89.46                       | 95.16                               | 86.62   |   |
| 11      | 92.00                                     | 73.59                         | 89.15                       | 95.05                               | 85.27   |   |
| 12      | 92.36                                     | 73.92                         | 88.87                       | 94.29                               | 85.27   |   |
| 2020. 1 | 91.57                                     | 73.82                         | 88.70                       | 93.83                               | 85.09   |   |
| 2       | 94.60                                     | 75.41                         | 88.88                       | 93.83                               | 84.77   |   |
| 3       | 96.94                                     | 78.10                         | 89.31                       | 93.83                               | 84.85   |   |
| 4       | 99.96                                     | 77.70                         | 89.36                       | 94.44                               | 84.79   |   |

1. Producer Price Indexes (Cont'd) <sup>1)</sup>

2015=100

| Manufacturing products |  |                       |                           |                           |                             |
|------------------------|--|-----------------------|---------------------------|---------------------------|-----------------------------|
| Basic metal products   |  |                       | 가                         | , ,                       |                             |
| 1                      | 1                                      |                       |                           |                           |                             |
| Basic steel products   | Non-ferrous metal bar & basic products | Cast metal products   | Fabricated metal products |                           |                             |
| 34.9                   | 13.5                                   | 3.1                   | 33.7                      | 51.8                      | <b>Weight <sup>2)</sup></b> |
| 108.10                 | 107.08                                 | 95.50                 | 99.08                     | 93.76                     | 2017                        |
| 114.00                 | 110.01                                 | 97.76                 | 100.41                    | 88.85                     | 2018                        |
| 113.37                 | 109.09                                 | 97.42                 | 100.29                    | 86.06                     | 2019                        |
| 113.29                 | 109.28                                 | 98.11                 | 100.24                    | 86.05                     | 4. 2019                     |
| 113.64                 | 110.18                                 | 98.16                 | 100.33                    | 86.75                     | 5                           |
| 113.79                 | 109.13                                 | 98.04                 | 100.38                    | 86.39                     | 6                           |
| 113.44                 | 109.07                                 | 97.19                 | 100.31                    | 85.96                     | 7                           |
| 113.80                 | 110.31                                 | 96.99                 | 100.28                    | 86.39                     | 8                           |
| 114.13                 | 110.33                                 | 96.94                 | 100.29                    | 86.03                     | 9                           |
| 113.63                 | 109.26                                 | 96.74                 | 100.36                    | 85.63                     | 10                          |
| 112.56                 | 109.19                                 | 96.67                 | 100.32                    | 84.73                     | 11                          |
| 111.97                 | 109.85                                 | 96.66                 | 100.48                    | 84.78                     | 12                          |
| 111.60                 | 109.63                                 | 97.50                 | 100.50                    | 84.58                     | 1. 2020                     |
| 111.81                 | 109.70                                 | 97.50                 | 100.61                    | 85.38                     | 2                           |
| 111.77                 | 106.75                                 | 97.45                 | 99.59                     | 86.59                     | 3                           |
| 111.63                 | 106.04                                 | 98.15                 | 99.59                     | 86.84                     | 4                           |
| Manufacturing products |  |                       |                           |                           |                             |
| Precision equipment    | Electrical equipment                   | Machinery & equipment | General purpose machinery | Special purpose machinery |                             |
|                        |  |                       |                           |                           |                             |
| 10.5                   | 34.7                                   | 46.8                  | 22.6                      | 24.2                      | <b>Weight <sup>2)</sup></b> |
| 99.07                  | 100.67                                 | 100.64                | 100.67                    | 100.59                    | 2017                        |
| 97.76                  | 101.96                                 | 100.84                | 100.78                    | 100.89                    | 2018                        |
| 98.39                  | 102.34                                 | 101.49                | 102.23                    | 100.63                    | 2019                        |
| 98.25                  | 102.52                                 | 101.47                | 102.24                    | 100.60                    | 4. 2019                     |
| 98.50                  | 102.55                                 | 101.50                | 102.25                    | 100.62                    | 5                           |
| 98.46                  | 102.35                                 | 101.55                | 102.34                    | 100.62                    | 6                           |
| 98.43                  | 102.34                                 | 101.56                | 102.36                    | 100.62                    | 7                           |
| 98.55                  | 102.59                                 | 101.56                | 102.36                    | 100.62                    | 8                           |
| 98.51                  | 102.48                                 | 101.56                | 102.36                    | 100.62                    | 9                           |
| 98.45                  | 102.24                                 | 101.57                | 102.34                    | 100.67                    | 10                          |
| 98.39                  | 102.15                                 | 101.56                | 102.32                    | 100.67                    | 11                          |
| 98.41                  | 102.67                                 | 101.58                | 102.35                    | 100.69                    | 12                          |
| 98.37                  | 102.50                                 | 101.66                | 102.46                    | 100.73                    | 1. 2020                     |
| 98.41                  | 102.40                                 | 101.60                | 102.52                    | 100.56                    | 2                           |
| 98.54                  | 101.50                                 | 101.55                | 102.42                    | 100.56                    | 3                           |
| 98.54                  | 101.31                                 | 101.44                | 102.29                    | 100.48                    | 4                           |

1. 가 ( )<sup>1)</sup>

2015=100

|       |    | Transport equipment                            | Motorvehicles | Other transport equipment | Other manufacturing products  |  |                                  |
|-------|----|--|---------------|---------------------------|-------------------------------|--|----------------------------------|
| 가     | 2) | 57.5   | 57.4          | 0.1                       | 10.0                          |  | 60.2                             |
| 2017  |    | 100.66   | 100.65        | 103.36                    | 101.59                        |  | 95.69                            |
| 2018  |    | 101.43   | 101.41        | 105.44                    | 103.25                        |  | 96.17                            |
| 2019  |    | 101.68   | 101.66        | 105.44                    | 105.32                        |  | 98.42                            |
| 2019. | 4  | 101.39   | 101.37        | 105.44                    | 105.11                        |  | 97.78                            |
|       | 5  | 101.51   | 101.50        | 105.44                    | 105.40                        |  | 97.93                            |
|       | 6  | 101.68   | 101.66        | 105.44                    | 105.43                        |  | 97.97                            |
|       | 7  | 101.77   | 101.76        | 105.44                    | 105.49                        |  | 98.32                            |
|       | 8  | 101.91   | 101.89        | 105.44                    | 105.60                        |  | 98.41                            |
|       | 9  | 101.80   | 101.78        | 105.44                    | 105.67                        |  | 99.51                            |
|       | 10 | 101.79   | 101.77        | 105.44                    | 106.06                        |  | 99.55                            |
|       | 11 | 101.69   | 101.67        | 105.44                    | 106.07                        |  | 99.37                            |
|       | 12 | 101.96   | 101.94        | 105.44                    | 106.07                        |  | 99.83                            |
| 2020. | 1  | 102.07   | 102.05        | 108.77                    | 106.10                        |  | 100.31                           |
|       | 2  | 102.14   | 102.12        | 108.77                    | 106.09                        |  | 100.34                           |
|       | 3  | 101.98   | 101.96        | 108.77                    | 106.09                        |  | 100.31                           |
|       | 4  | 102.14   | 102.12        | 108.77                    | 106.41                        |  | 100.21                           |
|       |    |  |               |                           |                               |  |                                  |
|       |    | Waste treatment & resources recycling services |               | Transportation            | Accommodation & food services | Information, telecommunication & broadcasting services | Financial & insurance activities |
|       |    |  |               |                           |                               |  |                                  |
| 가     | 2) | 9.3  | 398.1         | 59.4                      | 69.1                          | 60.0   | 30.6                             |
| 2017  |    | 112.69   | 102.45        | 101.43                    | 104.60                        | 100.53   | 98.38                            |
| 2018  |    | 122.61   | 103.93        | 102.93                    | 107.91                        | 99.57  | 97.01                            |
| 2019  |    | 131.33   | 105.20        | 104.86                    | 110.64                        | 99.24  | 93.26                            |
| 2019. | 4  | 126.95   | 105.14        | 104.82                    | 110.27                        | 99.18  | 93.81                            |
|       | 5  | 129.95   | 105.21        | 105.21                    | 110.55                        | 99.26  | 92.88                            |
|       | 6  | 129.95   | 105.26        | 105.17                    | 110.65                        | 99.24  | 93.30                            |
|       | 7  | 133.95   | 105.47        | 105.24                    | 111.14                        | 99.39  | 92.96                            |
|       | 8  | 133.95   | 105.55        | 105.58                    | 111.49                        | 99.41  | 91.99                            |
|       | 9  | 133.95   | 105.34        | 104.85                    | 110.86                        | 99.40  | 92.84                            |
|       | 10 | 133.95   | 105.44        | 105.10                    | 111.03                        | 99.18  | 92.97                            |
|       | 11 | 133.95   | 105.43        | 105.27                    | 111.05                        | 98.89  | 93.05                            |
|       | 12 | 138.50   | 105.47        | 104.98                    | 111.32                        | 98.91  | 93.16                            |
| 2020. | 1  | 141.70   | 106.20        | 105.81                    | 111.62                        | 99.89  | 93.04                            |
|       | 2  | 141.70   | 106.25        | 105.58                    | 111.52                        | 99.93  | 93.13                            |
|       | 3  | 141.70   | 105.89        | 105.00                    | 111.31                        | 99.80  | 90.43                            |
|       | 4  | 141.70   | 105.94        | 105.26                    | 111.40                        | 99.63  | 90.73                            |

1. Producer Price Indexes (Cont'd) <sup>1)</sup>

2015=100

| Electric power, gas, water & waste |                |                        |  |              |                               |                      |
|------------------------------------|----------------|------------------------|--|--------------|-------------------------------|----------------------|
| 가                                  | 가              | 가                      | 가  | 가            | 가                             | 가                    |
| Electric power, gas & steam        | Electric power | Gas, steam & hot water | Water, waste treatment & recycling service | Water supply | Wastewater treatment services | Weight <sup>2)</sup> |
| 46.5                               | 31.0           | 15.5                   | 13.7                                       | 2.2          | 2.2                           |                      |
| 91.97                              | 98.64          | 82.26                  | 111.07                                     | 105.74       | 113.42                        | 2017                 |
| 90.69                              | 98.26          | 79.78                  | 118.78                                     | 107.53       | 119.74                        | 2018                 |
| 92.07                              | 98.28          | 83.68                  | 124.99                                     | 108.05       | 123.42                        | 2019                 |
| 91.91                              | 98.65          | 82.56                  | 122.11                                     | 107.66       | 123.21                        | 4. 2019              |
| 91.68                              | 98.65          | 81.92                  | 124.02                                     | 107.66       | 123.32                        | 5                    |
| 91.72                              | 98.65          | 82.03                  | 124.06                                     | 107.83       | 123.32                        | 6                    |
| 91.59                              | 96.42          | 85.65                  | 126.68                                     | 108.33       | 123.32                        | 7                    |
| 91.70                              | 96.42          | 85.96                  | 126.68                                     | 108.33       | 123.32                        | 8                    |
| 92.99                              | 98.65          | 85.62                  | 126.77                                     | 108.46       | 123.70                        | 9                    |
| 93.04                              | 98.65          | 85.75                  | 126.77                                     | 108.46       | 123.70                        | 10                   |
| 92.83                              | 98.65          | 85.18                  | 126.77                                     | 108.46       | 123.70                        | 11                   |
| 92.76                              | 98.65          | 84.95                  | 129.66                                     | 108.46       | 123.78                        | 12                   |
| 92.84                              | 98.65          | 85.17                  | 132.03                                     | 108.48       | 125.76                        | 1. 2020              |
| 92.86                              | 98.65          | 85.22                  | 132.11                                     | 108.48       | 126.27                        | 2                    |
| 92.82                              | 98.65          | 85.09                  | 132.15                                     | 108.48       | 126.47                        | 3                    |
| 92.69                              | 98.65          | 84.75                  | 132.16                                     | 108.48       | 126.54                        | 4                    |

## Services

| 가                      | 가   | 가                         | 가         | 가  | 가              | 가                    |
|------------------------|---|---------------------------|-----------|--|----------------|----------------------|
| Real estate activities | Professional, scientific and technical services | Business support services | Education | Arts, sports and recreation related services | Other services | Weight <sup>2)</sup> |
| 67.8                   | 31.3  | 31.2                      | 15.5      | 12.9   | 20.3           |                      |
| 103.09                 | 106.12  | 103.58                    | 103.52    | 103.50                                       | 104.09         | 2017                 |
| 104.07                 | 108.13  | 108.04                    | 106.05    | 106.38                                       | 107.46         | 2018                 |
| 104.91                 | 112.07  | 111.26                    | 108.27    | 107.57                                       | 109.39         | 2019                 |
| 104.79                 | 112.51  | 110.73                    | 108.08    | 107.98                                       | 109.04         | 4. 2019              |
| 104.83                 | 112.49  | 111.18                    | 108.23    | 107.56                                       | 109.10         | 5                    |
| 104.85                 | 112.46  | 111.59                    | 108.35    | 106.89                                       | 109.13         | 6                    |
| 104.87                 | 112.31  | 112.54                    | 108.37    | 108.51                                       | 109.24         | 7                    |
| 104.95                 | 112.53  | 112.51                    | 108.41    | 109.43                                       | 109.28         | 8                    |
| 104.97                 | 112.65  | 111.56                    | 108.46    | 108.47                                       | 109.45         | 9                    |
| 105.07                 | 112.34  | 111.64                    | 108.65    | 108.68                                       | 110.15         | 10                   |
| 105.06                 | 112.91  | 111.61                    | 108.79    | 107.04                                       | 110.24         | 11                   |
| 105.21                 | 112.95  | 111.61                    | 108.91    | 106.62                                       | 110.35         | 12                   |
| 105.34                 | 114.36  | 114.52                    | 109.41    | 107.63                                       | 110.71         | 1. 2020              |
| 105.85                 | 114.36  | 114.69                    | 109.76    | 106.59                                       | 110.88         | 2                    |
| 105.88                 | 114.28  | 114.71                    | 109.88    | 106.62                                       | 110.97         | 3                    |
| 105.88                 | 114.26  | 114.77                    | 109.97    | 106.77                                       | 110.80         | 4                    |

2. 가 <sup>1)</sup>

2015=100

|       |    | 2015=100  |                        | 2015=100        |                                     |                       |
|-------|----|-----------|------------------------|-----------------|-------------------------------------|-----------------------|
|       |    | All items | Food & excluding foods |                 | Fresh foods & excluding fresh foods |                       |
|       |    |           | Foods                  | Excluding foods | Fresh foods                         | Excluding fresh foods |
| 가     | 2) | 1,000.0   | 70.0                   | 930.0           | 14.4                                | 985.6                 |
| 2013  |    | 104.74    | 97.83                  | 105.22          | 100.04                              | 104.78                |
| 2014  |    | 104.18    | 98.59                  | 104.56          | 95.56                               | 104.29                |
| 2015  |    | 100.00    | 100.00                 | 100.00          | 100.00                              | 100.00                |
| 2016  |    | 98.18     | 103.37                 | 97.82           | 120.57                              | 97.89                 |
| 2017  |    | 101.57    | 107.94                 | 101.13          | 125.65                              | 101.26                |
| 2018  |    | 103.48    | 109.98                 | 103.02          | 128.60                              | 103.15                |
| 2019  |    | 103.50    | 108.80                 | 103.12          | 121.06                              | 103.28                |
| 2018. | 4  | 103.04    | 109.49                 | 102.58          | 128.22                              | 102.71                |
|       | 5  | 103.34    | 109.01                 | 102.94          | 123.98                              | 103.06                |
|       | 6  | 103.37    | 107.54                 | 103.08          | 113.38                              | 103.22                |
|       | 7  | 103.85    | 110.37                 | 103.39          | 123.86                              | 103.58                |
|       | 8  | 104.32    | 115.10                 | 103.55          | 145.80                              | 103.77                |
|       | 9  | 104.62    | 115.96                 | 103.82          | 147.75                              | 104.06                |
|       | 10 | 104.26    | 109.59                 | 103.89          | 123.70                              | 104.00                |
|       | 11 | 103.53    | 107.75                 | 103.25          | 120.10                              | 103.32                |
|       | 12 | 103.03    | 109.34                 | 102.58          | 126.42                              | 102.73                |
| 2019. | 1  | 102.92    | 109.41                 | 102.45          | 128.94                              | 102.58                |
|       | 2  | 103.02    | 107.42                 | 102.71          | 122.13                              | 102.78                |
|       | 3  | 103.38    | 108.28                 | 103.03          | 121.58                              | 103.14                |
|       | 4  | 103.68    | 109.19                 | 103.29          | 119.47                              | 103.48                |
|       | 5  | 103.79    | 107.95                 | 103.50          | 113.97                              | 103.66                |
|       | 6  | 103.50    | 107.72                 | 103.21          | 112.43                              | 103.39                |
|       | 7  | 103.50    | 107.69                 | 103.22          | 113.08                              | 103.39                |
|       | 8  | 103.74    | 109.60                 | 103.32          | 122.65                              | 103.50                |
|       | 9  | 103.80    | 110.99                 | 103.29          | 124.97                              | 103.53                |
|       | 10 | 103.56    | 108.05                 | 103.24          | 121.43                              | 103.33                |
|       | 11 | 103.41    | 108.56                 | 103.04          | 120.07                              | 103.19                |
|       | 12 | 103.70    | 110.76                 | 103.19          | 132.02                              | 103.34                |
| 2020. | 1  | 104.08    | 112.80                 | 103.46          | 142.21                              | 103.61                |
|       | 2  | 103.74    | 110.88                 | 103.23          | 132.11                              | 103.38                |
|       | 3  | 102.82    | 111.60                 | 102.19          | 131.62                              | 102.45                |
|       | 4  | 102.08    | 111.67                 | 101.39          | 129.29                              | 101.74                |

: 1)

2) 2010 가 , 2020 가

: 가

2. Producer Price Indexes for Specialized Classification <sup>1)</sup>

2015=100

| Energy & excluding energy |                  | IT, IT<br>Information technology & excluding<br>information technology |   | Excluding foods<br>& energy | Excluding fresh<br>foods & energy |                      |
|---------------------------|------------------|--|---|-----------------------------|-----------------------------------|----------------------|
| Energy                    | Excluding energy | IT<br>Information<br>technology  | IT<br>Excluding information<br>technology |                             |                                   |                      |
| 71.6                      | 928.4            | 105.8  | 894.2                                     | 858.4                       | 914.0                             | Weight <sup>2)</sup> |
| 121.07                    | 103.27           | 103.51   | 104.90                                    | 103.68                      | 103.31                            | 2013                 |
| 120.28                    | 102.73           | 101.42   | 104.54                                    | 103.05                      | 102.83                            | 2014                 |
| 100.00                    | 100.00           | 100.00   | 100.00                                    | 100.00                      | 100.00                            | 2015                 |
| 89.69                     | 98.94            | 96.31  | 98.42                                     | 98.61                       | 98.66                             | 2016                 |
| 95.93                     | 102.08           | 97.39  | 102.13                                    | 101.64                      | 101.76                            | 2017                 |
| 100.77                    | 103.76           | 94.25  | 104.69                                    | 103.28                      | 103.41                            | 2018                 |
| 101.05                    | 103.76           | 92.06  | 104.99                                    | 103.39                      | 103.53                            | 2019                 |
| 98.59                     | 103.45           | 94.37  | 104.19                                    | 103.00                      | 103.11                            | 4. 2018              |
| 100.50                    | 103.63           | 94.24  | 104.54                                    | 103.22                      | 103.34                            | 5                    |
| 100.93                    | 103.63           | 94.26  | 104.57                                    | 103.33                      | 103.49                            | 6                    |
| 101.69                    | 104.08           | 93.99  | 105.14                                    | 103.60                      | 103.81                            | 7                    |
| 101.99                    | 104.56           | 93.83  | 105.69                                    | 103.75                      | 104.00                            | 8                    |
| 104.39                    | 104.71           | 94.08  | 106.00                                    | 103.84                      | 104.12                            | 9                    |
| 105.53                    | 104.23           | 93.99  | 105.61                                    | 103.82                      | 103.97                            | 10                   |
| 102.85                    | 103.66           | 93.62  | 104.83                                    | 103.35                      | 103.42                            | 11                   |
| 99.10                     | 103.40           | 93.17  | 104.32                                    | 102.96                      | 103.09                            | 12                   |
| 97.46                     | 103.40           | 92.87  | 104.23                                    | 102.96                      | 103.06                            | 1. 2019              |
| 98.48                     | 103.44           | 92.60  | 104.38                                    | 103.16                      | 103.19                            | 2                    |
| 100.43                    | 103.67           | 92.58  | 104.78                                    | 103.33                      | 103.43                            | 3                    |
| 101.95                    | 103.89           | 92.34  | 105.15                                    | 103.50                      | 103.68                            | 4                    |
| 102.74                    | 103.94           | 92.38  | 105.28                                    | 103.66                      | 103.81                            | 5                    |
| 101.20                    | 103.75           | 92.10  | 104.99                                    | 103.46                      | 103.64                            | 6                    |
| 100.94                    | 103.77           | 91.94  | 105.01                                    | 103.50                      | 103.66                            | 7                    |
| 101.32                    | 104.00           | 92.14  | 105.25                                    | 103.58                      | 103.75                            | 8                    |
| 102.02                    | 104.01           | 91.94  | 105.34                                    | 103.49                      | 103.73                            | 9                    |
| 102.02                    | 103.74           | 91.62  | 105.10                                    | 103.42                      | 103.50                            | 10                   |
| 101.85                    | 103.60           | 91.04  | 105.01                                    | 103.24                      | 103.38                            | 11                   |
| 102.22                    | 103.88           | 91.17  | 105.32                                    | 103.36                      | 103.49                            | 12                   |
| 102.39                    | 104.27           | 91.53  | 105.70                                    | 103.63                      | 103.77                            | 1. 2020              |
| 100.04                    | 104.10           | 91.85  | 105.28                                    | 103.59                      | 103.71                            | 2                    |
| 94.51                     | 103.54           | 92.19  | 104.18                                    | 102.93                      | 103.15                            | 3                    |
| 88.31                     | 103.23           | 92.25  | 103.33                                    | 102.58                      | 102.86                            | 4                    |

Note: 1) The figures for the latest month are preliminary.

2) Since 2010, KOSTAT has revised weights on an annual basis. The table shows weights revised in 2020.

Source: The Bank of Korea.

3. 가 <sup>1)2)</sup>

2015=100

|                 | All items | Raw materials |          |        |                   |                                    |             |                     |
|-----------------|-----------|---------------|----------|--------|-------------------|------------------------------------|-------------|---------------------|
|                 |           |               | Domestic | Import | For manufacturing | ( )<br>For construction (domestic) | Crude fuels | Other raw materials |
| 가 <sup>3)</sup> | 1,000.00  | 81.90         | 17.96    | 63.94  | 67.85             | 0.26                               | 10.40       | 3.39                |
| 2004            | 80.92     | 60.73         | 73.06    | 58.23  | 59.36             | 54.53                              | 62.89       | 80.33               |
| 2005            | 83.04     | 71.71         | 71.97    | 71.20  | 70.35             | 59.30                              | 79.12       | 80.00               |
| 2006            | 83.53     | 80.75         | 69.74    | 82.41  | 81.06             | 55.86                              | 81.96       | 77.47               |
| 2007            | 85.25     | 86.09         | 72.49    | 88.19  | 87.83             | 61.79                              | 79.49       | 75.13               |
| 2008            | 100.67    | 128.49        | 83.91    | 136.38 | 133.55            | 70.48                              | 115.31      | 85.21               |
| 2009            | 98.90     | 109.63        | 86.95    | 113.37 | 112.30            | 76.74                              | 99.95       | 91.77               |
| 2010            | 103.67    | 126.39        | 91.98    | 132.31 | 130.01            | 89.68                              | 118.85      | 92.07               |
| 2011            | 112.05    | 158.69        | 99.48    | 169.39 | 165.20            | 90.22                              | 141.93      | 93.83               |
| 2012            | 112.55    | 163.42        | 102.51   | 174.39 | 170.21            | 92.99                              | 146.56      | 94.70               |
| 2013            | 109.01    | 151.45        | 102.69   | 160.26 | 158.79            | 94.76                              | 130.27      | 97.31               |
| 2014            | 106.83    | 141.20        | 102.88   | 148.24 | 147.48            | 98.24                              | 122.32      | 98.88               |
| 2015            | 100.00    | 100.00        | 100.00   | 100.00 | 100.00            | 100.00                             | 100.00      | 100.00              |
| 2016            | 97.35     | 84.72         | 103.17   | 81.08  | 84.83             | 109.35                             | 80.20       | 98.63               |
| 2017            | 101.38    | 104.01        | 112.43   | 102.59 | 102.57            | 117.59                             | 109.02      | 106.48              |
| 2018            | 104.46    | 119.36        | 116.80   | 121.04 | 120.12            | 124.86                             | 117.30      | 104.00              |
| 2019            | 104.71    | 118.78        | 115.45   | 120.70 | 119.20            | 123.57                             | 118.23      | 105.73              |
| 2018. 3         | 102.89    | 111.31        | 114.04   | 111.41 | 110.85            | 124.71                             | 113.44      | 103.91              |
| 4               | 102.92    | 111.43        | 115.80   | 111.06 | 111.04            | 125.66                             | 112.54      | 106.00              |
| 5               | 103.92    | 115.99        | 115.48   | 117.06 | 116.54            | 125.66                             | 113.81      | 104.67              |
| 6               | 104.67    | 121.21        | 113.52   | 124.36 | 122.86            | 125.66                             | 115.41      | 102.33              |
| 7               | 105.61    | 125.08        | 117.48   | 128.25 | 126.23            | 124.85                             | 121.86      | 106.94              |
| 8               | 105.85    | 125.23        | 122.89   | 126.90 | 126.52            | 124.85                             | 119.67      | 112.15              |
| 9               | 106.02    | 125.00        | 125.50   | 125.85 | 126.18            | 124.85                             | 120.93      | 108.70              |
| 10              | 106.29    | 127.82        | 117.21   | 131.85 | 129.25            | 124.85                             | 124.69      | 103.93              |
| 11              | 105.84    | 129.04        | 114.61   | 134.18 | 130.83            | 124.85                             | 125.76      | 99.40               |
| 12              | 104.21    | 119.64        | 117.05   | 121.33 | 118.64            | 124.85                             | 126.86      | 105.24              |
| 2019. 1         | 103.48    | 114.20        | 116.10   | 114.46 | 111.57            | 124.90                             | 127.98      | 105.97              |
| 2               | 103.52    | 114.06        | 113.11   | 115.21 | 112.26            | 124.90                             | 124.70      | 102.07              |
| 3               | 104.31    | 118.25        | 114.46   | 120.30 | 117.73            | 124.90                             | 122.61      | 105.08              |
| 4               | 104.87    | 119.92        | 116.37   | 121.91 | 120.53            | 124.90                             | 117.92      | 108.26              |
| 5               | 105.95    | 125.54        | 114.94   | 129.76 | 126.80            | 124.87                             | 122.23      | 107.12              |
| 6               | 105.38    | 123.90        | 114.26   | 127.82 | 125.18            | 124.87                             | 120.38      | 106.23              |
| 7               | 104.74    | 117.77        | 113.71   | 119.91 | 118.14            | 124.87                             | 117.10      | 105.90              |
| 8               | 105.64    | 122.08        | 115.27   | 125.09 | 122.46            | 124.87                             | 122.51      | 106.44              |
| 9               | 105.17    | 120.24        | 118.81   | 121.57 | 120.42            | 124.87                             | 120.38      | 108.80              |
| 10              | 104.75    | 118.05        | 114.23   | 120.12 | 119.47            | 120.84                             | 112.60      | 104.30              |
| 11              | 104.17    | 115.15        | 115.50   | 115.89 | 116.86            | 119.44                             | 107.26      | 104.29              |
| 12              | 104.52    | 116.23        | 118.58   | 116.36 | 119.02            | 118.62                             | 103.05      | 104.33              |
| 2020. 1         | 104.80    | 117.94        | 120.89   | 117.91 | 121.63            | 118.45                             | 100.55      | 103.53              |
| 2               | 105.14    | 119.55        | 118.40   | 120.67 | 122.92            | 118.45                             | 104.67      | 102.82              |
| 3               | 104.02    | 113.53        | 118.98   | 112.80 | 114.66            | 118.20                             | 108.84      | 104.49              |
| 4               | 101.80    | 96.97         | 119.86   | 91.31  | 93.97             | 116.82                             | 109.73      | 105.53              |

: 1) 가 가 , 가

2) 가 , 2020 가

3) 2010 가 , 2020 가

3. Domestic Supply Price Indexes <sup>1)2)</sup>

2015=100

| Intermediate materials |          |        |                   |                  |                          |                              | Weight <sup>3)</sup> |
|------------------------|----------|--------|-------------------|------------------|--------------------------|------------------------------|----------------------|
|                        | Domestic | Import | For manufacturing | For construction | Processed fuels & energy | Other intermediate materials |                      |
| 521.57                 | 428.17   | 93.39  | 273.64            | 44.88            | 44.00                    | 159.05                       |                      |
| 84.80                  | 82.02    | 96.92  | 96.20             | 72.49            | 64.60                    | 65.79                        | 2004                 |
| 85.59                  | 84.71    | 91.72  | 95.28             | 74.90            | 71.02                    | 66.20                        | 2005                 |
| 85.23                  | 85.42    | 88.08  | 93.33             | 76.17            | 77.81                    | 67.21                        | 2006                 |
| 87.36                  | 86.90    | 92.18  | 95.13             | 78.76            | 81.04                    | 70.49                        | 2007                 |
| 103.37                 | 99.74    | 118.67 | 110.60            | 97.90            | 99.78                    | 88.13                        | 2008                 |
| 101.64                 | 97.45    | 118.63 | 108.38            | 98.92            | 91.94                    | 94.21                        | 2009                 |
| 105.85                 | 102.32   | 120.97 | 112.57            | 102.43           | 101.04                   | 94.54                        | 2010                 |
| 114.42                 | 110.87   | 129.61 | 122.65            | 109.33           | 117.74                   | 97.82                        | 2011                 |
| 113.80                 | 110.86   | 126.65 | 119.28            | 109.96           | 125.62                   | 99.47                        | 2012                 |
| 109.76                 | 108.14   | 117.03 | 112.85            | 106.56           | 125.13                   | 98.90                        | 2013                 |
| 106.91                 | 106.45   | 108.95 | 108.21            | 104.19           | 122.99                   | 99.54                        | 2014                 |
| 100.00                 | 100.00   | 100.00 | 100.00            | 100.00           | 100.00                   | 100.00                       | 2015                 |
| 96.79                  | 96.75    | 96.98  | 95.97             | 97.76            | 90.07                    | 100.42                       | 2016                 |
| 100.86                 | 101.04   | 100.03 | 100.52            | 102.77           | 98.63                    | 101.93                       | 2017                 |
| 103.59                 | 103.25   | 105.52 | 103.10            | 105.53           | 106.87                   | 103.62                       | 2018                 |
| 103.47                 | 103.05   | 105.76 | 101.86            | 105.46           | 107.15                   | 105.01                       | 2019                 |
| 102.19                 | 102.57   | 100.45 | 101.41            | 104.59           | 102.05                   | 103.31                       | 3. 2018              |
| 102.20                 | 102.62   | 100.23 | 101.20            | 104.80           | 103.13                   | 103.33                       | 4                    |
| 103.21                 | 103.07   | 104.04 | 102.72            | 105.05           | 105.65                   | 103.44                       | 5                    |
| 103.86                 | 103.32   | 106.77 | 103.65            | 105.87           | 107.01                   | 103.48                       | 6                    |
| 104.73                 | 103.84   | 109.41 | 104.79            | 105.99           | 109.05                   | 103.88                       | 7                    |
| 104.81                 | 104.01   | 109.04 | 104.74            | 106.09           | 109.45                   | 104.06                       | 8                    |
| 104.95                 | 104.20   | 108.97 | 104.83            | 106.00           | 111.21                   | 103.98                       | 9                    |
| 105.28                 | 104.28   | 110.47 | 105.21            | 106.52           | 112.64                   | 103.90                       | 10                   |
| 104.56                 | 103.51   | 110.03 | 104.10            | 106.33           | 111.01                   | 103.84                       | 11                   |
| 103.08                 | 102.62   | 105.59 | 101.93            | 106.10           | 106.20                   | 103.86                       | 12                   |
| 102.42                 | 102.36   | 102.86 | 100.81            | 105.64           | 103.48                   | 104.28                       | 1. 2019              |
| 102.54                 | 102.66   | 102.05 | 100.76            | 105.56           | 104.16                   | 104.58                       | 2                    |
| 103.15                 | 103.02   | 103.95 | 101.53            | 105.88           | 106.53                   | 104.62                       | 3                    |
| 103.72                 | 103.30   | 106.02 | 102.12            | 105.96           | 108.59                   | 104.90                       | 4                    |
| 104.61                 | 103.56   | 110.14 | 103.55            | 106.15           | 109.69                   | 105.12                       | 5                    |
| 103.99                 | 103.19   | 108.25 | 102.59            | 105.80           | 107.94                   | 105.19                       | 6                    |
| 103.72                 | 103.23   | 106.40 | 102.00            | 105.63           | 108.04                   | 105.28                       | 7                    |
| 104.29                 | 103.34   | 109.31 | 102.83            | 105.86           | 109.25                   | 105.40                       | 8                    |
| 103.70                 | 103.16   | 106.56 | 102.13            | 105.31           | 107.67                   | 105.17                       | 9                    |
| 103.46                 | 103.03   | 105.85 | 101.69            | 104.87           | 108.27                   | 105.11                       | 10                   |
| 102.95                 | 102.83   | 103.67 | 100.99            | 104.35           | 106.33                   | 105.15                       | 11                   |
| 103.12                 | 102.96   | 104.09 | 101.31            | 104.51           | 105.87                   | 105.28                       | 12                   |
| 103.17                 | 103.17   | 103.42 | 100.88            | 104.32           | 106.65                   | 106.04                       | 1. 2020              |
| 103.51                 | 102.94   | 106.38 | 101.54            | 104.51           | 106.34                   | 106.04                       | 2                    |
| 102.40                 | 101.60   | 106.29 | 100.57            | 104.17           | 100.81                   | 105.66                       | 3                    |
| 100.81                 | 100.60   | 102.03 | 98.67             | 103.96           | 94.07                    | 105.70                       | 4                    |

Note: 1) The index aggregates and reclassifies the items in the producer price index and import price index.

2) The figures for the latest month are preliminary.

3) Since 2010, KOSTAT has revised weights on an annual basis. The table shows weights revised in 2020.

Source: The Bank of Korea.



3. 가 ( ) <sup>1)2)</sup>

2015=100

|       |    | Finished goods |        |                   |                   |                           |                               |                |        |
|-------|----|----------------|--------|-------------------|-------------------|---------------------------|-------------------------------|----------------|--------|
|       |    | Domestic       | Import | Capital equipment | Consumption goods | Durable consumption goods | Non-durable consumption goods | Final services |        |
| 가     | 3) | 396.54         | 338.39 | 58.15             | 65.58             | 142.29                    | 46.86                         | 95.43          | 188.67 |
| 2004  |    | 84.85          | 83.37  | 97.38             | 91.59             | 85.97                     | 132.83                        | 75.71          | -      |
| 2005  |    | 85.12          | 84.78  | 88.61             | 89.73             | 87.09                     | 125.55                        | 77.97          | -      |
| 2006  |    | 84.22          | 84.86  | 82.22             | 87.43             | 86.65                     | 118.24                        | 79.01          | -      |
| 2007  |    | 84.09          | 84.81  | 81.64             | 86.68             | 86.74                     | 110.93                        | 80.68          | -      |
| 2008  |    | 89.81          | 88.27  | 100.06            | 94.99             | 91.77                     | 109.33                        | 87.05          | -      |
| 2009  |    | 93.70          | 90.24  | 114.79            | 103.14            | 94.28                     | 110.41                        | 89.85          | -      |
| 2010  |    | 95.57          | 93.72  | 107.71            | 100.16            | 97.96                     | 108.86                        | 94.61          | 90.67  |
| 2011  |    | 98.56          | 97.16  | 107.27            | 102.25            | 102.02                    | 107.49                        | 100.20         | 92.96  |
| 2012  |    | 100.06         | 99.02  | 106.54            | 103.03            | 103.34                    | 105.88                        | 102.38         | 94.91  |
| 2013  |    | 99.41          | 98.95  | 101.90            | 100.77            | 101.62                    | 102.92                        | 101.10         | 96.13  |
| 2014  |    | 100.11         | 100.32 | 98.76             | 99.19             | 102.14                    | 102.03                        | 102.17         | 98.25  |
| 2015  |    | 100.00         | 100.00 | 100.00            | 100.00            | 100.00                    | 100.00                        | 100.00         | 100.00 |
| 2016  |    | 100.61         | 100.44 | 101.51            | 101.49            | 99.17                     | 98.16                         | 99.58          | 101.79 |
| 2017  |    | 101.40         | 101.91 | 98.73             | 100.43            | 100.08                    | 97.08                         | 101.35         | 103.33 |
| 2018  |    | 102.18         | 103.09 | 97.36             | 100.20            | 100.31                    | 95.59                         | 102.53         | 105.21 |
| 2019  |    | 103.21         | 103.56 | 101.60            | 102.61            | 100.49                    | 95.75                         | 102.71         | 106.58 |
| 2018. | 3  | 101.79         | 102.83 | 96.24             | 99.23             | 100.14                    | 96.40                         | 101.84         | 104.85 |
|       | 4  | 101.83         | 103.01 | 95.51             | 99.27             | 99.91                     | 95.30                         | 102.08         | 105.15 |
|       | 5  | 102.00         | 103.08 | 96.24             | 99.55             | 100.07                    | 95.39                         | 102.26         | 105.30 |
|       | 6  | 101.92         | 102.87 | 96.93             | 99.87             | 99.89                     | 95.64                         | 101.86         | 105.15 |
|       | 7  | 102.29         | 103.06 | 98.32             | 100.83            | 100.23                    | 94.97                         | 102.73         | 105.33 |
|       | 8  | 102.85         | 103.75 | 98.06             | 100.88            | 101.33                    | 94.86                         | 104.48         | 105.54 |
|       | 9  | 103.13         | 104.12 | 97.84             | 100.92            | 101.88                    | 94.86                         | 105.31         | 105.65 |
|       | 10 | 102.75         | 103.47 | 99.05             | 101.50            | 100.71                    | 95.13                         | 103.37         | 105.68 |
|       | 11 | 102.38         | 102.93 | 99.65             | 101.25            | 100.09                    | 96.04                         | 101.95         | 105.52 |
|       | 12 | 102.24         | 102.91 | 98.83             | 100.86            | 99.88                     | 96.13                         | 101.57         | 105.55 |
| 2019. | 1  | 102.40         | 103.08 | 98.89             | 101.13            | 99.90                     | 96.25                         | 101.53         | 105.81 |
|       | 2  | 102.31         | 103.04 | 98.57             | 101.13            | 99.43                     | 95.73                         | 101.10         | 106.08 |
|       | 3  | 102.70         | 103.33 | 99.55             | 101.53            | 100.05                    | 95.97                         | 101.93         | 106.23 |
|       | 4  | 103.02         | 103.60 | 100.09            | 101.84            | 100.44                    | 95.46                         | 102.78         | 106.47 |
|       | 5  | 103.48         | 103.54 | 103.51            | 103.27            | 100.89                    | 96.50                         | 102.92         | 106.54 |
|       | 6  | 103.20         | 103.40 | 102.43            | 102.88            | 100.39                    | 96.00                         | 102.42         | 106.54 |
|       | 7  | 103.11         | 103.39 | 101.86            | 102.94            | 99.92                     | 95.39                         | 102.04         | 106.76 |
|       | 8  | 103.83         | 103.75 | 104.72            | 104.14            | 101.09                    | 96.37                         | 103.30         | 106.86 |
|       | 9  | 103.87         | 104.01 | 103.42            | 103.60            | 101.48                    | 95.76                         | 104.22         | 106.75 |
|       | 10 | 103.51         | 103.83 | 102.05            | 103.04            | 100.59                    | 95.40                         | 103.05         | 107.01 |
|       | 11 | 103.29         | 103.69 | 101.40            | 102.58            | 100.37                    | 94.78                         | 103.04         | 106.90 |
|       | 12 | 103.81         | 104.09 | 102.68            | 103.27            | 101.31                    | 95.38                         | 104.16         | 106.95 |
| 2020. | 1  | 104.15         | 104.61 | 101.99            | 102.89            | 101.57                    | 95.24                         | 104.63         | 107.61 |
|       | 2  | 104.21         | 104.24 | 104.61            | 104.03            | 101.07                    | 95.89                         | 103.51         | 107.75 |
|       | 3  | 104.02         | 103.76 | 106.01            | 104.79            | 100.53                    | 96.28                         | 102.48         | 107.48 |
|       | 4  | 103.60         | 103.28 | 105.96            | 104.84            | 99.31                     | 96.38                         | 100.56         | 107.54 |

3. Domestic Supply Price Indexes (Cont'd) <sup>1)2)</sup>

2015=100

| ( + )    |        | Raw & intermediate materials(raw + intermediate) |                  |                    |                                    |        |                      |
|----------|--------|--|------------------|--------------------|------------------------------------|--------|----------------------|
| Domestic | Import | For manufacturing                                | For construction | For fuels & energy | Other raw & intermediate materials |        |                      |
| 603.46   | 446.13 | 157.33   | 341.48           | 45.14              | 54.40                              | 162.45 | Weight <sup>3)</sup> |
| 81.13    | 83.72  | 80.35  | 86.48            | 72.35              | 65.77                              | 67.69  | 2004                 |
| 84.24    | 86.28  | 84.54  | 89.12            | 74.78              | 73.30                              | 68.04  | 2005                 |
| 85.41    | 86.88  | 86.86  | 89.58            | 76.01              | 79.59                              | 68.62  | 2006                 |
| 88.07    | 88.48  | 91.69  | 92.30            | 78.62              | 81.99                              | 71.24  | 2007                 |
| 108.54   | 101.58 | 127.28   | 113.28           | 97.70              | 103.64                             | 88.01  | 2008                 |
| 104.03   | 99.43  | 117.95   | 107.48           | 98.76              | 94.52                              | 94.16  | 2009                 |
| 110.31   | 104.44 | 127.02   | 114.15           | 102.36             | 105.24                             | 94.48  | 2010                 |
| 120.77   | 112.50 | 145.03   | 127.93           | 109.23             | 123.44                             | 97.73  | 2011                 |
| 118.85   | 110.67 | 142.89   | 125.91           | 109.87             | 130.37                             | 99.38  | 2012                 |
| 113.88   | 108.02 | 131.67   | 118.74           | 106.50             | 126.12                             | 98.85  | 2013                 |
| 110.24   | 106.38 | 122.23   | 113.19           | 104.17             | 122.87                             | 99.51  | 2014                 |
| 100.00   | 100.00 | 100.00   | 100.00           | 100.00             | 100.00                             | 100.00 | 2015                 |
| 95.68    | 96.88  | 91.91  | 94.63            | 97.83              | 88.48                              | 100.40 | 2016                 |
| 101.24   | 101.30 | 101.11   | 100.97           | 102.86             | 100.31                             | 102.04 | 2017                 |
| 105.42   | 103.57 | 111.44   | 106.05           | 105.65             | 108.85                             | 103.65 | 2018                 |
| 105.25   | 103.34 | 111.47   | 104.86           | 105.58             | 109.26                             | 105.04 | 2019                 |
| 103.24   | 102.83 | 104.63   | 103.04           | 104.71             | 104.23                             | 103.34 | 3. 2018              |
| 103.26   | 102.94 | 104.37   | 102.91           | 104.93             | 104.92                             | 103.39 | 4                    |
| 104.68   | 103.36 | 109.01   | 105.11           | 105.17             | 107.19                             | 103.48 | 5                    |
| 105.86   | 103.53 | 113.47   | 106.99           | 105.99             | 108.59                             | 103.48 | 6                    |
| 107.08   | 104.16 | 116.59   | 108.51           | 106.11             | 111.48                             | 103.95 | 7                    |
| 107.17   | 104.51 | 115.85   | 108.52           | 106.21             | 111.38                             | 104.20 | 8                    |
| 107.28   | 104.77 | 115.40   | 108.54           | 106.12             | 113.05                             | 104.07 | 9                    |
| 107.88   | 104.59 | 118.61   | 109.39           | 106.63             | 114.93                             | 103.93 | 10                   |
| 107.38   | 103.75 | 119.22   | 108.75           | 106.45             | 113.83                             | 103.78 | 11                   |
| 104.99   | 102.98 | 111.59   | 104.83           | 106.22             | 110.16                             | 103.90 | 12                   |
| 103.80   | 102.70 | 107.33   | 102.72           | 105.76             | 108.19                             | 104.33 | 1. 2019              |
| 103.91   | 102.89 | 107.09   | 102.80           | 105.68             | 108.10                             | 104.55 | 2                    |
| 104.91   | 103.28 | 110.17   | 104.35           | 106.01             | 109.60                             | 104.65 | 3                    |
| 105.59   | 103.61 | 112.08   | 105.30           | 106.08             | 110.37                             | 104.98 | 4                    |
| 107.00   | 103.81 | 117.58   | 107.53           | 106.27             | 112.09                             | 105.17 | 5                    |
| 106.27   | 103.44 | 115.66   | 106.47           | 105.92             | 110.31                             | 105.23 | 6                    |
| 105.36   | 103.45 | 111.58   | 104.80           | 105.75             | 109.76                             | 105.30 | 7                    |
| 106.33   | 103.62 | 115.33   | 106.21           | 105.98             | 111.78                             | 105.44 | 8                    |
| 105.60   | 103.57 | 112.29   | 105.29           | 105.44             | 110.09                             | 105.25 | 9                    |
| 105.16   | 103.28 | 111.31   | 104.76           | 104.98             | 109.08                             | 105.11 | 10                   |
| 104.38   | 103.12 | 108.38   | 103.76           | 104.45             | 106.48                             | 105.15 | 11                   |
| 104.65   | 103.35 | 108.81   | 104.37           | 104.61             | 105.30                             | 105.28 | 12                   |
| 104.90   | 103.63 | 108.98   | 104.47           | 104.42             | 105.44                             | 106.01 | 1. 2020              |
| 105.39   | 103.32 | 111.87   | 105.24           | 104.60             | 105.99                             | 105.99 | 2                    |
| 103.69   | 102.06 | 108.82   | 103.00           | 104.26             | 102.36                             | 105.66 | 3                    |
| 100.28   | 101.12 | 98.01  | 97.82            | 104.05             | 97.11                              | 105.71 | 4                    |

## 4. 가

가 가  
2015=100 , 460 , 가 가  
1,000 가 ( , ) 38 가 , 3 ,  
1 가 ( , )

, 2015=100

|       |    | Total item |                                |        |                         |                               |                     |         |                     |          |          |   |                            |                                      |
|-------|----|------------|--------------------------------|--------|-------------------------|-------------------------------|---------------------|---------|---------------------|----------|----------|---|----------------------------|--------------------------------------|
|       |    |            | Food & non-alcoholic beverages | Food   | Non-alcoholic beverages | Alcoholic beverages & tobacco | Alcoholic beverages | Tobacco | Clothing & footwear | Clothing | Footwear | Housing, water, electricity & other fuels | Actual rentals for housing | Maintenance & repair of the dwelling |
| 가     | 1) | 1,000.0    | 137.6                          | 128.7  | 8.9                     | 15.8                          | 5.5                 | 10.3    | 61.1                | 52.8     | 8.3      | 165.9                                     | 93.7                       | 8.2                                  |
| 2014  |    | 99.30      | 98.38                          | 98.39  | 98.17                   | 66.63                         | 99.22               | 56.30   | 98.68               | 98.64    | 98.92    | 100.65                                    | 97.52                      | 96.89                                |
| 2015  |    | 100.00     | 100.00                         | 100.00 | 100.00                  | 100.00                        | 100.00              | 100.00  | 100.00              | 100.00   | 100.00   | 100.00                                    | 100.00                     | 100.00                               |
| 2016  |    | 100.97     | 102.31                         | 102.47 | 99.83                   | 100.69                        | 102.22              | 100.00  | 101.80              | 101.63   | 102.82   | 99.19                                     | 101.86                     | 101.85                               |
| 2017  |    | 102.93     | 105.78                         | 106.22 | 99.18                   | 102.21                        | 107.12              | 100.00  | 102.90              | 102.80   | 103.52   | 100.87                                    | 103.51                     | 106.04                               |
| 2018  |    | 104.45     | 108.72                         | 109.30 | 100.18                  | 102.47                        | 107.92              | 100.00  | 104.04              | 103.77   | 105.77   | 101.58                                    | 104.15                     | 111.00                               |
| 2019  |    | 104.85     | 108.77                         | 109.24 | 101.61                  | 103.11                        | 109.86              | 100.00  | 104.15              | 103.71   | 106.95   | 102.75                                    | 104.04                     | 115.30                               |
| 2019. | 5  | 105.05     | 108.83                         | 109.31 | 101.57                  | 103.12                        | 109.90              | 100.00  | 103.92              | 103.47   | 106.78   | 102.84                                    | 104.07                     | 115.18                               |
|       | 6  | 104.88     | 107.64                         | 108.02 | 101.69                  | 103.31                        | 110.45              | 100.00  | 103.97              | 103.41   | 107.58   | 102.90                                    | 104.00                     | 115.50                               |
|       | 7  | 104.56     | 106.68                         | 106.98 | 101.95                  | 103.33                        | 110.51              | 100.00  | 103.98              | 103.42   | 107.57   | 101.47                                    | 103.98                     | 115.73                               |
|       | 8  | 104.81     | 107.70                         | 108.06 | 102.15                  | 103.38                        | 110.66              | 100.00  | 103.98              | 103.42   | 107.57   | 101.55                                    | 103.95                     | 115.89                               |
|       | 9  | 105.20     | 110.52                         | 111.14 | 101.49                  | 103.60                        | 111.35              | 100.00  | 104.02              | 103.42   | 107.86   | 103.18                                    | 103.95                     | 115.90                               |
| 2020. | 10 | 105.46     | 110.74                         | 111.29 | 102.57                  | 103.67                        | 111.52              | 100.00  | 104.20              | 103.63   | 107.86   | 103.34                                    | 103.96                     | 116.29                               |
|       | 11 | 104.87     | 107.89                         | 108.36 | 100.70                  | 103.40                        | 110.71              | 100.00  | 104.80              | 104.32   | 107.85   | 103.33                                    | 103.97                     | 116.44                               |
|       | 12 | 105.12     | 109.01                         | 109.56 | 100.71                  | 103.45                        | 110.87              | 100.00  | 104.80              | 104.32   | 107.86   | 103.50                                    | 103.99                     | 116.65                               |
|       | 1  | 105.79     | 110.81                         | 111.44 | 101.51                  | 103.51                        | 111.06              | 100.00  | 104.43              | 104.34   | 105.00   | 103.43                                    | 104.03                     | 117.04                               |
|       | 2  | 105.80     | 110.27                         | 110.91 | 100.84                  | 103.56                        | 111.22              | 100.00  | 104.78              | 104.35   | 107.54   | 104.09                                    | 104.06                     | 117.13                               |
|       | 3  | 105.54     | 111.26                         | 111.92 | 101.49                  | 103.37                        | 110.62              | 100.00  | 104.73              | 104.29   | 107.53   | 104.11                                    | 104.08                     | 117.30                               |
|       | 4  | 104.95     | 111.29                         | 111.90 | 102.27                  | 103.35                        | 110.58              | 100.00  | 103.92              | 104.05   | 103.04   | 103.95                                    | 104.11                     | 117.41                               |
|       | 5  | 104.71     | 111.48                         | 112.09 | 102.56                  | 103.44                        | 110.82              | 100.00  | 104.79              | 104.33   | 107.71   | 103.57                                    | 104.14                     | 117.58                               |

|       |    | Transport | Purchase of vehicles | Operation of personal transport equipment | Transport services | Communication | Postal services | Telephone & telefax equipment | Telephone & telefax services | Recreation & culture | Audio-visual, photographic & information processing equipment | Other major durables for recreation & culture | Other recreational items, equipment, gardens & pets | Recreational & cultural services |
|-------|----|-----------|----------------------|---|--------------------|---------------|-----------------|-------------------------------|------------------------------|----------------------|---|---|---|----------------------------------|
| 가     | 1) | 112.6     | 31.9                 | 53.8                                      | 26.9               | 53.5          | 0.1             | 9.9                           | 43.5                         | 61.2                 | 6.3   | 0.7   | 8.7   | 21.9                             |
| 2014  |    | 108.51    | 100.98               | 117.70                                    | 97.19              | 100.19        | 100.00          | 105.51                        | 99.96                        | 100.49               | 103.91  | 100.80  | 98.78   | 99.03                            |
| 2015  |    | 100.00    | 100.00               | 100.00                                    | 100.00             | 100.00        | 100.00          | 100.00                        | 100.00                       | 100.00               | 100.00  | 100.00  | 100.00  | 100.00                           |
| 2016  |    | 97.79     | 100.30               | 94.13                                     | 102.95             | 100.09        | 100.00          | 100.28                        | 100.05                       | 101.84               | 100.11  | 99.61   | 103.55  | 101.75                           |
| 2017  |    | 101.29    | 101.17               | 100.12                                    | 103.98             | 100.38        | 106.81          | 101.89                        | 100.09                       | 101.90               | 97.89   | 101.94  | 103.65  | 102.76                           |
| 2018  |    | 103.74    | 99.98                | 105.46                                    | 104.87             | 99.52         | 109.07          | 102.93                        | 98.80                        | 102.39               | 92.81   | 103.51  | 104.06  | 104.57                           |
| 2019  |    | 101.88    | 98.74                | 100.91                                    | 107.85             | 97.24         | 117.47          | 102.26                        | 96.14                        | 102.14               | 89.35   | 103.26  | 102.66  | 106.21                           |
| 2019. | 5  | 103.06    | 99.19                | 103.15                                    | 107.74             | 97.32         | 121.67          | 102.57                        | 96.17                        | 102.32               | 90.75   | 105.66  | 102.99  | 106.22                           |
|       | 6  | 103.31    | 98.89                | 103.75                                    | 107.93             | 97.17         | 121.67          | 102.57                        | 95.98                        | 101.29               | 90.53   | 105.02  | 100.71  | 106.25                           |
|       | 7  | 102.58    | 99.17                | 101.74                                    | 108.62             | 96.76         | 121.67          | 100.70                        | 95.89                        | 102.81               | 89.88   | 101.68  | 100.57  | 106.35                           |
|       | 8  | 102.59    | 98.69                | 101.73                                    | 109.25             | 97.13         | 121.67          | 103.23                        | 95.78                        | 103.65               | 88.36   | 101.49  | 100.67  | 106.37                           |
|       | 9  | 102.99    | 98.34                | 103.21                                    | 108.29             | 97.40         | 121.67          | 105.09                        | 95.70                        | 102.54               | 87.38   | 98.73   | 101.95  | 106.38                           |
|       | 10 | 103.60    | 98.40                | 103.90                                    | 109.42             | 97.33         | 121.67          | 105.09                        | 95.62                        | 102.90               | 88.54   | 101.21  | 102.32  | 106.45                           |
|       | 11 | 103.12    | 97.28                | 103.65                                    | 109.25             | 96.57         | 121.67          | 101.36                        | 95.51                        | 101.20               | 88.70   | 100.57  | 102.37  | 106.48                           |
|       | 12 | 103.58    | 98.08                | 104.11                                    | 109.30             | 96.52         | 121.67          | 101.36                        | 95.46                        | 100.52               | 88.99   | 100.17  | 103.26  | 106.65                           |
| 2020. | 1  | 105.03    | 100.77               | 105.06                                    | 110.32             | 96.14         | 121.67          | 99.64                         | 95.37                        | 101.82               | 87.83   | 101.14  | 106.45  | 106.63                           |
|       | 2  | 104.82    | 101.49               | 104.32                                    | 110.03             | 96.09         | 121.67          | 99.64                         | 95.32                        | 100.56               | 86.90   | 100.98  | 106.72  | 106.67                           |
|       | 3  | 101.99    | 98.31                | 100.64                                    | 109.37             | 96.05         | 121.67          | 99.64                         | 95.26                        | 100.34               | 86.40   | 101.61  | 105.65  | 106.67                           |
|       | 4  | 98.47     | 98.24                | 93.44                                     | 109.32             | 96.68         | 121.67          | 103.37                        | 95.20                        | 100.22               | 86.82   | 100.23  | 104.62  | 106.69                           |
|       | 5  | 96.00     | 98.44                | 88.24                                     | 109.29             | 96.62         | 121.67          | 103.37                        | 95.13                        | 100.65               | 87.92   | 99.75   | 105.47  | 106.77                           |

: 1) 가 2017 가 , 가  
: 가

## 4. CPI by Category

A Consumer Price Index (CPI) is designed to measure changes in prices of commodities and services which households purchase for their daily lives. The base year for the CPI is 2015. The CPI is constructed by using the prices of 460 representative items. The weights are derived from the share of each survey item in the monthly average consumption expenditures (the population for weights) of the Household Income and Expenditure Survey. The price data are collected in 38 regions (Seoul, Busan, Sejong, etc.) three times per month for agricultural, livestock & fishery products' and oils, and one time per month for industrial products and services and housing. The CPI is calculated by using a weighted arithmetic mean (Laspeyres formula).

All regions, 2015=100

| 가  | 가                              |  |  |                    |                      |   |  |  | 가      |  |                     |                   | 가                    |
|--|--------------------------------|--|--|--------------------|----------------------|---|--|--|--------|--|---------------------|-------------------|----------------------|
|  | 가                              | 가  | 가  | 가                  | 가                    | 가   | 가                                      | 가  | 가      | 가  | 가                   | 가                 |                      |
| Water supply & miscellaneous services relating to the dwelling | Electricity, gas & other fuels | Furnishings, household equipment and routine household maintenance | Furniture and furnishings, carpets and other floor coverings | Household textiles | Household appliances | Glassware, tableware and household utensils | Tools & equipment for house and garden | Goods & services for routine household maintenance | Health | Medical products, appliances & equipment | Outpatient services | Hospital services | Weight <sup>1)</sup> |
| 28.0   | 36.0                           | 44.2   | 8.6  | 3.2                | 16.4                 | 4.0   | 2.4                                    | 9.6  | 69.8   | 27.3                                     | 32.2                | 10.3              | 2014                 |
| 96.17  | 110.61                         | 97.48  | 98.01  | 100.41             | 96.55                | 95.23                                       | 101.44                                 | 97.57  | 98.77  | 98.71                                    | 98.76               | 98.91             | 2015                 |
| 100.00   | 100.00                         | 100.00   | 100.00   | 100.00             | 100.00               | 100.00                                      | 100.00                                 | 100.00   | 100.00 | 100.00                                   | 100.00              | 100.00            | 2016                 |
| 104.72   | 89.05                          | 101.55   | 105.20   | 101.02             | 101.61               | 100.66                                      | 100.20                                 | 99.19  | 100.99 | 99.97                                    | 101.63              | 101.70            | 2017                 |
| 110.01   | 87.97                          | 102.67   | 108.61   | 101.98             | 101.48               | 100.78                                      | 101.30                                 | 100.54   | 101.88 | 99.41                                    | 103.50              | 103.50            | 2018                 |
| 114.60   | 85.60                          | 104.99   | 114.63   | 102.93             | 101.91               | 102.12                                      | 102.05                                 | 104.22   | 101.83 | 98.52                                    | 104.89              | 101.26            | 2019                 |
| 118.92   | 87.05                          | 107.23   | 121.83   | 104.58             | 102.48               | 102.36                                      | 100.96                                 | 107.03   | 102.30 | 99.37                                    | 105.66              | 99.81             | 2020                 |
| 118.62   | 87.57                          | 106.95   | 118.14   | 104.51             | 102.97               | 103.98                                      | 101.61                                 | 107.15   | 102.20 | 99.09                                    | 105.60              | 100.09            | 5. 2019              |
| 119.06   | 87.60                          | 106.67   | 117.98   | 104.55             | 102.65               | 103.24                                      | 101.63                                 | 106.91   | 102.51 | 99.89                                    | 105.57              | 100.09            | 6                    |
| 118.77   | 82.03                          | 107.65   | 123.11   | 104.50             | 102.62               | 102.15                                      | 99.96                                  | 108.00   | 102.31 | 99.47                                    | 105.56              | 99.82             | 7                    |
| 119.19   | 82.14                          | 107.28   | 122.79   | 104.37             | 101.76               | 104.99                                      | 100.01                                 | 106.85   | 102.32 | 99.49                                    | 105.57              | 99.82             | 8                    |
| 118.92   | 88.86                          | 106.53   | 122.54   | 104.54             | 101.41               | 97.05                                       | 100.20                                 | 107.49   | 102.41 | 99.87                                    | 105.57              | 99.39             | 9                    |
| 119.73   | 88.88                          | 107.80   | 122.34   | 104.37             | 102.83               | 105.69                                      | 100.16                                 | 107.45   | 102.46 | 99.98                                    | 105.59              | 99.39             | 10                   |
| 119.57   | 88.93                          | 106.96   | 122.60   | 106.08             | 102.22               | 98.96                                       | 100.79                                 | 106.56   | 102.43 | 100.01                                   | 105.58              | 99.15             | 11                   |
| 120.50   | 88.94                          | 107.47   | 122.51   | 106.30             | 101.84               | 105.86                                      | 100.84                                 | 106.66   | 102.53 | 100.27                                   | 105.58              | 99.15             | 12                   |
| 119.79   | 88.95                          | 107.26   | 121.89   | 106.24             | 102.05               | 101.37                                      | 100.08                                 | 107.91   | 103.83 | 100.40                                   | 107.77              | 100.87            | 1. 2020              |
| 123.78   | 89.05                          | 107.85   | 122.51   | 106.22             | 102.44               | 106.62                                      | 100.36                                 | 107.17   | 103.68 | 100.48                                   | 107.81              | 99.49             | 2                    |
| 123.90   | 88.94                          | 107.23   | 122.50   | 106.23             | 101.38               | 103.44                                      | 100.39                                 | 107.49   | 103.74 | 100.42                                   | 107.82              | 99.99             | 3                    |
| 123.36   | 88.56                          | 107.14   | 122.17   | 106.23             | 101.40               | 102.65                                      | 100.44                                 | 107.66   | 103.83 | 100.63                                   | 107.84              | 100.02            | 4                    |
| 121.48   | 88.09                          | 107.58   | 122.51   | 106.15             | 101.11               | 106.68                                      | 100.30                                 | 108.19   | 103.81 | 100.55                                   | 107.88              | 100.02            | 5                    |

| Books ,<br>newspapers<br>&<br>stationery | Package<br>holidays |           |                                       |                        |                       |                    |                         |                      |                                |  |                  |                              |                   |   |  |
|--|---------------------|-----------|---------------------------------------|------------------------|-----------------------|--------------------|-------------------------|----------------------|--------------------------------|--|------------------|------------------------------|-------------------|---|--|
|  |                     | Education | Pre-primary<br>& primary<br>education | Secondary<br>education | Tertiary<br>education | Other<br>education | Restaurants<br>& hotels | Catering<br>services | Accommo-<br>dation<br>services | Miscellan-<br>ous goods<br>&<br>services | Personal<br>care | Personal<br>effects<br>n.e.c | Other<br>services |   |  |
| 7.1                                      | 16.5                | 89.6      | 3.2                                   | 4.9                    | 20.2                  | 61.3               | 131.8                   | 126.6                | 5.2                            | 56.9                                     | 29.8             | 7.4                          | 19.7              | Weight 1)<br>2014<br>2015<br>2016<br><br>2017<br>2018<br>2019<br><br>5. 2019<br>6<br><br>7<br>8<br>9<br><br>10<br>11<br>12<br><br>1. 2020<br>2<br>3<br><br>4<br>5 |  |
| 97.03                                    | 106.21              | 98.31     | 92.84                                 | 99.81                  | 100.07                | 97.98              | 97.72                   | 97.72                | 98.08                          | 97.41                                    | 98.09            | 92.88                        | 98.44             |   |  |
| 100.00                                   | 100.00              | 100.00    | 100.00                                | 100.00                 | 100.00                | 100.00             | 100.00                  | 100.00               | 100.00                         | 100.00                                   | 100.00           | 100.00                       | 100.00            |   |  |
| 100.58                                   | 102.50              | 101.64    | 102.74                                | 100.10                 | 100.02                | 102.18             | 102.51                  | 102.54               | 101.49                         | 103.44                                   | 100.20           | 102.31                       | 108.98            |   |  |
| 102.04                                   | 100.92              | 102.80    | 103.85                                | 100.39                 | 99.99                 | 103.78             | 104.97                  | 105.02               | 103.42                         | 106.31                                   | 99.78            | 104.47                       | 117.29            |   |  |
| 103.12                                   | 101.64              | 104.21    | 105.78                                | 100.47                 | 99.70                 | 105.85             | 108.14                  | 108.22               | 105.74                         | 106.94                                   | 100.42           | 105.70                       | 117.63            |   |  |
| 104.78                                   | 99.97               | 104.76    | 105.63                                | 86.90                  | 99.43                 | 107.87             | 110.10                  | 110.23               | 106.68                         | 108.65                                   | 101.62           | 107.95                       | 120.04            |   |  |
| 104.63                                   | 99.87               | 105.34    | 105.70                                | 97.85                  | 99.39                 | 107.83             | 110.01                  | 110.20               | 104.94                         | 109.00                                   | 102.34           | 107.85                       | 119.91            |   |  |
| 104.91                                   | 97.19               | 105.39    | 105.70                                | 97.45                  | 99.39                 | 107.95             | 110.11                  | 110.33               | 104.67                         | 108.73                                   | 101.86           | 107.23                       | 120.18            |   |  |
| 105.06                                   | 103.06              | 105.39    | 105.70                                | 97.26                  | 99.39                 | 107.96             | 110.35                  | 110.40               | 108.60                         | 108.81                                   | 101.96           | 107.38                       | 120.18            |   |  |
| 104.94                                   | 106.71              | 105.42    | 105.70                                | 97.26                  | 99.39                 | 108.00             | 110.64                  | 110.48               | 113.86                         | 108.77                                   | 101.89           | 107.33                       | 120.19            |   |  |
| 105.00                                   | 102.43              | 103.58    | 105.27                                | 64.07                  | 99.39                 | 108.05             | 110.09                  | 110.18               | 107.44                         | 108.77                                   | 101.32           | 109.76                       | 120.20            |   |  |
| 104.74                                   | 103.07              | 103.72    | 105.27                                | 64.07                  | 99.39                 | 108.25             | 110.27                  | 110.38               | 107.13                         | 108.85                                   | 101.40           | 109.60                       | 120.35            |   |  |
| 105.09                                   | 96.56               | 103.77    | 105.26                                | 64.07                  | 99.39                 | 108.33             | 110.29                  | 110.42               | 106.73                         | 108.92                                   | 101.53           | 109.59                       | 120.36            |   |  |
| 105.08                                   | 93.28               | 103.83    | 105.26                                | 64.07                  | 99.39                 | 108.44             | 110.45                  | 110.52               | 108.41                         | 108.94                                   | 101.66           | 109.23                       | 120.34            |   |  |
| 105.30                                   | 96.76               | 104.08    | 105.26                                | 64.07                  | 99.39                 | 108.79             | 110.97                  | 110.82               | 114.24                         | 110.02                                   | 102.01           | 108.92                       | 123.30            |   |  |
| 105.38                                   | 92.28               | 104.26    | 105.26                                | 64.07                  | 99.39                 | 109.07             | 110.93                  | 110.86               | 112.07                         | 110.49                                   | 102.40           | 108.97                       | 124.06            |   |  |
| 105.21                                   | 92.25               | 104.26    | 105.26                                | 64.07                  | 99.01                 | 109.19             | 110.82                  | 110.83               | 109.96                         | 110.43                                   | 102.21           | 109.36                       | 124.06            |   |  |
| 103.79                                   | 92.85               | 102.69    | 105.26                                | 35.18                  | 99.01                 | 109.26             | 110.90                  | 110.92               | 110.09                         | 110.11                                   | 101.86           | 106.78                       | 124.76            |   |  |
| 103.83                                   | 93.44               | 102.44    | 98.91                                 | 33.08                  | 99.01                 | 109.40             | 110.86                  | 110.81               | 111.41                         | 110.51                                   | 102.04           | 109.00                       | 124.77            |   |  |

Note: 1) Weights are based on 2017. In other words, weights can't be applied to the indices prior to 2017.

Source: Statistics Korea.

5. ( 가 )

2015 = 100

|         | Agricultural products |                 |        |        |        |                  |            |                   |                 |                 |
|---------|-----------------------|-----------------|--------|--------|--------|------------------|------------|-------------------|-----------------|-----------------|
|         | White rice            | Chinese cabbage | Garlic | Apple  | Grape  | Mandarine orange | Watermelon | Red pepper powder | Beef (domestic) | Beef (imported) |
| 가 1)    | 4.3                   | 1.5             | 1.4    | 3.0    | 1.2    | 1.9              | 1.4        | 1.6               | 7.6             | 3.1             |
| 2014    | 102.32                | 88.45           | 81.13  | 100.42 | 115.06 | 112.87           | 112.95     | 94.62             | 93.16           | 96.55           |
| 2015    | 100.00                | 100.00          | 100.00 | 100.00 | 100.00 | 100.00           | 100.00     | 100.00            | 100.00          | 100.00          |
| 2016    | 89.68                 | 169.62          | 132.15 | 86.57  | 99.27  | 107.89           | 105.66     | 96.04             | 114.60          | 102.20          |
| 2017    | 84.82                 | 138.53          | 123.72 | 92.20  | 113.75 | 192.25           | 120.71     | 103.52            | 113.73          | 104.82          |
| 2018    | 107.79                | 141.15          | 118.72 | 97.49  | 120.12 | 160.81           | 135.98     | 137.64            | 116.53          | 106.50          |
| 2019    | 116.83                | 124.55          | 102.00 | 96.14  | 116.83 | 146.82           | 124.08     | 135.06            | 119.33          | 110.28          |
| 2019. 5 | 117.41                | 79.82           | 112.60 | 99.49  | 107.35 | 166.89           | 145.94     | 139.47            | 118.24          | 108.97          |
| 6       | 116.82                | 96.24           | 110.56 | 91.14  | 112.54 | 152.78           | 117.87     | 139.11            | 117.78          | 110.05          |
| 7       | 116.47                | 121.19          | 100.67 | 82.11  | 122.21 | 137.71           | 107.47     | 138.35            | 118.39          | 108.94          |
| 8       | 115.82                | 132.95          | 92.69  | 79.11  | 136.91 | 132.77           | 113.30     | 136.60            | 119.23          | 109.83          |
| 9       | 116.02                | 190.04          | 91.98  | 108.83 | 121.38 | 133.60           | 114.02     | 131.49            | 120.71          | 112.00          |
| 10      | 116.16                | 233.75          | 89.67  | 91.72  | 113.08 | 180.85           | 102.59     | 127.14            | 121.75          | 112.35          |
| 11      | 116.39                | 163.48          | 87.78  | 91.98  | 103.11 | 124.73           | 94.20      | 122.41            | 121.45          | 112.35          |
| 12      | 115.48                | 147.54          | 86.78  | 90.45  | 104.01 | 106.30           | 92.32      | 121.52            | 121.72          | 113.18          |
| 2020. 1 | 115.04                | 155.52          | 86.95  | 92.93  | 111.18 | 101.82           | 95.11      | 120.18            | 123.55          | 112.83          |
| 2       | 114.89                | 152.33          | 86.30  | 95.13  | 124.52 | 119.79           | 93.76      | 120.53            | 124.39          | 112.30          |
| 3       | 114.64                | 155.91          | 85.95  | 94.96  | 121.14 | 159.84           | 94.85      | 121.06            | 123.97          | 111.52          |
| 4       | 114.29                | 149.34          | 84.79  | 98.22  | 113.51 | 160.14           | 95.29      | 120.86            | 124.61          | 110.85          |
| 5       | 114.20                | 161.28          | 86.43  | 90.43  | 113.44 | 147.48           | 135.46     | 120.61            | 126.04          | 110.02          |

|         | 가 Processed food |               |        |                |                |         |            |           |              |                |
|---------|------------------|---------------|--------|----------------|----------------|---------|------------|-----------|--------------|----------------|
|         | Rice cake        | Ham and Bacon | Milk   | Fermented milk | Ice-cream cone | Biscuit | Snack food | Side dish | Instant food | Instant coffee |
| 가 1)    | 1.7              | 2.9           | 4.3    | 2.1            | 2.3            | 1.8     | 3.0        | 1.9       | 2.1          | 2.4            |
| 2014    | 99.32            | 98.31         | 99.98  | 98.75          | 96.16          | 99.20   | 99.43      | 97.80     | 99.18        | 98.39          |
| 2015    | 100.00           | 100.00        | 100.00 | 100.00         | 100.00         | 100.00  | 100.00     | 100.00    | 100.00       | 100.00         |
| 2016    | 100.41           | 95.85         | 99.54  | 101.77         | 99.84          | 100.49  | 99.28      | 102.13    | 99.38        | 100.42         |
| 2017    | 100.98           | 92.37         | 98.83  | 101.03         | 97.06          | 103.44  | 103.00     | 104.61    | 100.94       | 94.84          |
| 2018    | 104.33           | 93.80         | 100.39 | 104.13         | 96.27          | 100.93  | 104.24     | 108.61    | 105.14       | 95.66          |
| 2019    | 112.30           | 92.28         | 105.03 | 105.31         | 98.14          | 100.95  | 107.86     | 112.01    | 109.03       | 96.28          |
| 2019. 5 | 111.66           | 92.86         | 105.20 | 105.92         | 98.86          | 102.33  | 108.74     | 111.69    | 109.37       | 95.01          |
| 6       | 111.93           | 92.08         | 105.29 | 105.19         | 97.11          | 99.01   | 109.28     | 111.90    | 109.32       | 96.07          |
| 7       | 112.46           | 91.20         | 105.36 | 105.43         | 95.35          | 98.46   | 105.46     | 111.80    | 109.29       | 97.58          |
| 8       | 112.54           | 88.24         | 105.20 | 105.37         | 94.91          | 101.61  | 106.96     | 112.03    | 109.95       | 97.15          |
| 9       | 112.71           | 93.16         | 105.33 | 105.35         | 96.89          | 101.17  | 109.27     | 112.41    | 109.76       | 95.50          |
| 10      | 113.71           | 92.03         | 105.30 | 105.07         | 100.53         | 102.26  | 104.15     | 113.12    | 109.70       | 96.58          |
| 11      | 113.76           | 92.01         | 105.24 | 105.45         | 100.22         | 101.40  | 109.19     | 112.89    | 109.88       | 97.23          |
| 12      | 113.94           | 90.25         | 105.34 | 104.36         | 101.05         | 101.56  | 106.26     | 112.73    | 109.83       | 94.95          |
| 2020. 1 | 113.68           | 92.84         | 105.26 | 105.52         | 99.67          | 101.97  | 109.23     | 113.99    | 109.99       | 95.57          |
| 2       | 114.21           | 93.34         | 105.47 | 105.57         | 99.61          | 97.44   | 105.83     | 113.85    | 110.33       | 94.22          |
| 3       | 114.61           | 97.65         | 105.42 | 108.07         | 100.69         | 100.25  | 108.91     | 113.73    | 110.10       | 94.53          |
| 4       | 114.28           | 97.71         | 105.43 | 107.34         | 100.99         | 95.25   | 108.62     | 113.75    | 110.31       | 96.10          |
| 5       | 114.06           | 98.05         | 105.51 | 108.02         | 100.33         | 102.12  | 108.86     | 113.92    | 111.21       | 95.78          |

: 1) 가 2017 가 , 가  
: 가

## 5. CPI by Item (By Expenditure Category)

2015 = 100

| Stock products |         |        | Marine products |                |          |                 |           |        |              | Weight 1) |
|----------------|---------|--------|-----------------|----------------|----------|-----------------|-----------|--------|--------------|-----------|
| Pork           | Chicken | Egg    | Hairtail        | Yellow corvina | Mackerel | Instant noodles | Bean curd | Cake   | Sliced bread |           |
| 9.2            | 1.5     | 2.6    | 1.2             | 1.0            | 2.1      | 2.4             | 1.2       | 1.4    | 5.5          |           |
| 96.47          | 102.17  | 102.69 | 94.48           | 100.72         | 99.88    | 100.00          | 100.14    | 98.11  | 98.90        | 2014      |
| 100.00         | 100.00  | 100.00 | 100.00          | 100.00         | 100.00   | 100.00          | 100.00    | 100.00 | 100.00       | 2015      |
| 100.65         | 96.67   | 91.47  | 109.16          | 100.03         | 96.54    | 99.37           | 101.62    | 104.33 | 103.78       | 2016      |
| 106.87         | 101.46  | 131.40 | 106.66          | 97.95          | 96.39    | 104.77          | 99.16     | 111.20 | 105.80       | 2017      |
| 102.99         | 99.15   | 94.49  | 95.28           | 97.36          | 97.46    | 105.11          | 99.08     | 114.55 | 112.53       | 2018      |
| 98.97          | 100.49  | 94.75  | 93.17           | 95.35          | 94.30    | 104.99          | 100.88    | 117.81 | 118.04       | 2019      |
| 101.85         | 101.00  | 94.70  | 94.69           | 94.62          | 95.24    | 105.44          | 101.29    | 117.83 | 119.00       | 5. 2019   |
| 101.74         | 98.56   | 93.03  | 97.14           | 95.06          | 97.48    | 106.01          | 100.55    | 117.83 | 119.03       | 6         |
| 101.41         | 95.53   | 94.54  | 96.48           | 95.63          | 99.82    | 105.73          | 100.19    | 117.86 | 119.07       | 7         |
| 100.84         | 96.89   | 92.44  | 91.59           | 96.01          | 91.45    | 106.21          | 101.43    | 117.90 | 119.06       | 8         |
| 106.78         | 97.09   | 95.74  | 92.50           | 95.67          | 93.92    | 104.47          | 101.34    | 117.91 | 119.06       | 9         |
| 106.27         | 99.43   | 101.00 | 92.31           | 95.65          | 94.35    | 105.34          | 101.87    | 117.95 | 119.07       | 10        |
| 94.47          | 96.45   | 102.40 | 91.46           | 94.92          | 94.84    | 104.37          | 101.18    | 117.95 | 119.14       | 11        |
| 98.58          | 95.50   | 102.31 | 91.89           | 95.08          | 98.33    | 104.46          | 102.38    | 117.95 | 119.20       | 12        |
| 95.23          | 95.93   | 102.27 | 97.98           | 95.66          | 101.48   | 103.84          | 102.38    | 118.81 | 119.31       | 1. 2020   |
| 92.66          | 97.59   | 100.09 | 103.21          | 95.83          | 105.22   | 104.23          | 102.24    | 119.61 | 120.14       | 2         |
| 100.60         | 98.73   | 103.39 | 103.05          | 95.54          | 105.49   | 105.52          | 103.48    | 119.82 | 120.28       | 3         |
| 102.70         | 95.69   | 104.68 | 106.80          | 95.85          | 109.85   | 106.05          | 103.38    | 119.95 | 120.48       | 4         |
| 114.25         | 96.14   | 103.34 | 104.81          | 95.65          | 110.86   | 105.42          | 103.45    | 119.98 | 120.50       | 5         |

| Processed food |        |                       |        |             |                    |          |        |        |              | Weight 1) |
|----------------|--------|-----------------------|--------|-------------|--------------------|----------|--------|--------|--------------|-----------|
| Juice          | Soda   | Korean spirits (soju) | Beer   | Red ginseng | Health supplements | Wardrobe | Bed    | Sofa   | Kitchen sink |           |
| 1.7            | 1.8    | 1.5                   | 2.9    | 1.6         | 3.6                | 1.5      | 2.7    | 1.8    | 0.8          |           |
| 101.18         | 93.32  | 99.04                 | 99.37  | 100.00      | 96.68              | 98.40    | 99.59  | 94.65  | 99.76        | 2014      |
| 100.00         | 100.00 | 100.00                | 100.00 | 100.00      | 100.00             | 100.00   | 100.00 | 100.00 | 100.00       | 2015      |
| 99.05          | 99.54  | 106.40                | 100.76 | 100.00      | 100.40             | 107.36   | 103.98 | 108.52 | 103.96       | 2016      |
| 98.30          | 104.21 | 112.37                | 107.02 | 100.00      | 98.85              | 109.42   | 107.87 | 115.90 | 105.46       | 2017      |
| 96.93          | 104.54 | 113.35                | 107.45 | 100.00      | 94.87              | 116.77   | 115.06 | 120.68 | 109.23       | 2018      |
| 96.78          | 105.60 | 117.47                | 108.72 | 100.00      | 93.97              | 122.52   | 127.22 | 126.07 | 115.98       | 2019      |
| 94.84          | 108.29 | 119.12                | 108.76 | 100.00      | 93.91              | 114.40   | 127.22 | 114.79 | 118.84       | 5. 2019   |
| 95.83          | 107.64 | 119.46                | 109.30 | 100.00      | 98.02              | 119.46   | 127.22 | 111.52 | 119.48       | 6         |
| 95.55          | 104.90 | 119.31                | 109.33 | 100.00      | 93.18              | 123.36   | 127.22 | 128.65 | 120.69       | 7         |
| 99.38          | 104.04 | 119.53                | 108.65 | 100.00      | 93.18              | 123.36   | 127.22 | 128.65 | 117.26       | 8         |
| 98.85          | 103.94 | 119.56                | 109.54 | 100.00      | 93.18              | 123.36   | 127.22 | 128.65 | 113.89       | 9         |
| 98.79          | 106.76 | 119.75                | 109.82 | 100.00      | 93.18              | 123.36   | 127.22 | 128.65 | 111.90       | 10        |
| 95.76          | 103.64 | 119.79                | 109.19 | 100.00      | 93.18              | 123.36   | 127.22 | 128.65 | 114.65       | 11        |
| 95.42          | 104.94 | 119.81                | 108.97 | 100.00      | 93.18              | 123.36   | 127.22 | 128.65 | 113.45       | 12        |
| 96.00          | 105.41 | 120.01                | 109.13 | 100.00      | 93.18              | 123.36   | 127.22 | 124.98 | 114.66       | 1. 2020   |
| 95.00          | 105.79 | 120.58                | 109.02 | 100.00      | 93.18              | 123.36   | 127.22 | 124.98 | 118.26       | 2         |
| 95.41          | 106.98 | 120.51                | 109.02 | 100.00      | 93.18              | 123.36   | 127.22 | 124.98 | 118.26       | 3         |
| 95.62          | 110.29 | 120.37                | 109.05 | 100.00      | 93.18              | 123.36   | 127.22 | 124.98 | 114.89       | 4         |
| 95.81          | 111.11 | 120.37                | 109.03 | 100.00      | 93.18              | 123.36   | 127.22 | 124.98 | 118.38       | 5         |

Note: 1) Weights are based on 2017. In other words, weights can't be applied to the indices prior to 2017.

Source: Statistics Korea.

# 5. 가 ( )

## ( )

2015 = 100

|       |    | Electric rice -<br>cooker | Refrigerator | Refrigerator<br>for Kimchi | Air<br>conditioner | Washing<br>machine | Boiler | Passenger car<br>(small size) | Passenger car<br>(medium size) | Passenger car<br>(large size) | Multipurpose<br>car |
|-------|----|---------------------------|--------------|----------------------------|--------------------|--------------------|--------|-------------------------------|--------------------------------|-------------------------------|---------------------|
| 가     | 1) | 0.6                       | 3.1          | 1.8                        | 2.3                | 1.6                | 1.3    | 2.5                           | 3.3                            | 6.5                           | 10.2                |
| 2014  |    | 100.83                    | 96.74        | 95.61                      | 97.84              | 93.00              | 100.27 | 101.33                        | 100.58                         | 102.23                        | 100.64              |
| 2015  |    | 100.00                    | 100.00       | 100.00                     | 100.00             | 100.00             | 100.00 | 100.00                        | 100.00                         | 100.00                        | 100.00              |
| 2016  |    | 101.47                    | 98.22        | 96.05                      | 102.38             | 102.37             | 99.91  | 101.86                        | 97.77                          | 99.24                         | 100.15              |
| 2017  |    | 96.08                     | 94.28        | 92.36                      | 108.30             | 105.79             | 100.17 | 102.50                        | 98.21                          | 102.31                        | 99.79               |
| 2018  |    | 105.53                    | 92.14        | 90.80                      | 109.95             | 106.64             | 100.60 | 102.44                        | 98.75                          | 102.42                        | 98.57               |
| 2019  |    | 93.82                     | 92.85        | 92.61                      | 112.12             | 107.40             | 101.08 | 101.68                        | 96.62                          | 101.84                        | 96.89               |
| 2019. | 5  | 95.62                     | 92.73        | 93.50                      | 114.33             | 106.77             | 101.04 | 101.92                        | 97.38                          | 102.08                        | 97.44               |
|       | 6  | 92.12                     | 92.66        | 93.50                      | 113.93             | 106.95             | 100.86 | 102.06                        | 97.66                          | 102.08                        | 97.43               |
|       | 7  | 93.08                     | 91.37        | 93.50                      | 114.32             | 107.07             | 100.86 | 102.06                        | 98.52                          | 102.75                        | 97.32               |
|       | 8  | 91.01                     | 91.73        | 93.50                      | 111.49             | 106.77             | 100.86 | 101.47                        | 97.30                          | 102.43                        | 96.88               |
|       | 9  | 86.65                     | 91.69        | 92.64                      | 111.61             | 106.45             | 100.86 | 101.17                        | 96.99                          | 102.43                        | 96.22               |
|       | 10 | 87.66                     | 92.71        | 93.21                      | 111.61             | 107.60             | 100.75 | 101.78                        | 96.46                          | 99.67                         | 95.98               |
|       | 11 | 93.15                     | 93.19        | 89.75                      | 111.61             | 107.25             | 101.85 | 100.13                        | 96.09                          | 98.87                         | 95.06               |
|       | 12 | 92.06                     | 93.39        | 89.15                      | 111.61             | 107.04             | 101.91 | 101.02                        | 96.56                          | 102.74                        | 95.83               |
| 2020. | 1  | 83.54                     | 93.92        | 92.26                      | 111.61             | 107.60             | 101.72 | 104.12                        | 100.17                         | 104.65                        | 98.69               |
|       | 2  | 91.87                     | 94.82        | 89.21                      | 111.61             | 106.99             | 101.77 | 104.12                        | 100.17                         | 104.65                        | 97.93               |
|       | 3  | 93.02                     | 94.10        | 89.21                      | 111.61             | 106.19             | 101.77 | 99.69                         | 95.62                          | 100.92                        | 95.26               |
|       | 4  | 90.38                     | 94.11        | 89.21                      | 112.27             | 105.98             | 101.86 | 99.16                         | 95.62                          | 100.92                        | 95.29               |
|       | 5  | 92.32                     | 93.47        | 89.21                      | 110.01             | 107.21             | 101.83 | 98.75                         | 96.23                          | 100.92                        | 95.14               |

|       |    | Men's<br>bottoms | Men's<br>underwear | Women's<br>Outer<br>garment | One-piece | Women's top | Women's<br>bottoms | Women's<br>underwear | Jumper | T-shirt | Sweater |
|-------|----|------------------|--------------------|-----------------------------|-----------|-------------|--------------------|----------------------|--------|---------|---------|
| 가     | 1) | 1.6              | 0.9                | 7.1                         | 2.1       | 2.1         | 3.2                | 2.0                  | 6.7    | 3.4     | 0.9     |
| 2014  |    | 95.64            | 99.43              | 99.57                       | 97.27     | 98.25       | 98.66              | 98.31                | 98.20  | 97.94   | 98.92   |
| 2015  |    | 100.00           | 100.00             | 100.00                      | 100.00    | 100.00      | 100.00             | 100.00               | 100.00 | 100.00  | 100.00  |
| 2016  |    | 101.71           | 100.41             | 104.18                      | 101.00    | 101.60      | 103.41             | 102.45               | 100.04 | 101.35  | 104.84  |
| 2017  |    | 101.92           | 100.37             | 105.24                      | 102.94    | 102.44      | 105.28             | 102.58               | 100.33 | 102.19  | 104.91  |
| 2018  |    | 102.66           | 100.36             | 107.49                      | 105.98    | 100.93      | 104.76             | 104.54               | 101.61 | 102.20  | 104.91  |
| 2019  |    | 103.14           | 100.81             | 107.47                      | 105.41    | 100.08      | 104.75             | 105.33               | 105.09 | 102.54  | 105.79  |
| 2019. | 5  | 103.14           | 101.09             | 106.84                      | 105.41    | 100.08      | 105.01             | 105.22               | 104.90 | 102.20  | 104.91  |
|       | 6  | 103.14           | 101.00             | 106.84                      | 105.41    | 100.08      | 105.01             | 105.28               | 104.90 | 102.20  | 104.91  |
|       | 7  | 103.14           | 100.35             | 106.84                      | 105.41    | 100.08      | 105.01             | 105.28               | 104.90 | 102.20  | 104.91  |
|       | 8  | 103.14           | 100.39             | 106.84                      | 105.41    | 100.08      | 105.01             | 105.34               | 104.90 | 102.20  | 104.91  |
|       | 9  | 103.14           | 100.35             | 106.84                      | 105.41    | 100.08      | 105.01             | 105.30               | 104.90 | 102.20  | 104.91  |
|       | 10 | 103.14           | 99.72              | 108.28                      | 105.41    | 100.08      | 105.01             | 105.40               | 104.90 | 102.20  | 104.91  |
|       | 11 | 103.35           | 100.82             | 109.90                      | 105.41    | 100.08      | 108.24             | 105.65               | 106.02 | 104.26  | 110.19  |
|       | 12 | 103.35           | 100.84             | 109.90                      | 105.41    | 100.08      | 108.24             | 105.69               | 106.02 | 104.26  | 110.19  |
| 2020. | 1  | 103.35           | 100.84             | 109.90                      | 105.41    | 100.08      | 108.24             | 105.68               | 106.02 | 104.26  | 110.19  |
|       | 2  | 103.35           | 100.67             | 109.90                      | 105.41    | 100.08      | 108.24             | 105.71               | 106.02 | 104.26  | 110.19  |
|       | 3  | 103.35           | 101.29             | 109.90                      | 105.41    | 100.08      | 108.24             | 105.72               | 106.02 | 104.26  | 110.19  |
|       | 4  | 103.35           | 101.23             | 109.90                      | 105.41    | 100.08      | 108.24             | 105.78               | 106.02 | 104.26  | 110.19  |
|       | 5  | 103.35           | 101.31             | 109.90                      | 105.41    | 100.08      | 108.24             | 105.89               | 106.02 | 106.78  | 110.19  |

## 5. CPI by Item (Cont'd)

### (By Expenditure Category)

2015 = 100

| Durable goods          |              |        |                     |        |          |                               |             |                     |           |                      |
|------------------------|--------------|--------|---------------------|--------|----------|-------------------------------|-------------|---------------------|-----------|----------------------|
| Imported passenger car | Mobile phone | TV     | Audio-visual Device | Camera | Computer | Portable multimedia equipment | Accessories | Men's Outer garment | Men's top |                      |
| 7.9                    | 9.9          | 2.1    | 0.3                 | 0.3    | 2.4      | 0.3                           | 0.9         | 6.4                 | 1.5       | Weight <sup>1)</sup> |
| 102.15                 | 105.51       | 112.78 | 99.66               | 102.35 | 101.15   | 106.39                        | 100.43      | 95.90               | 100.31    | 2014                 |
| 100.00                 | 100.00       | 100.00 | 100.00              | 100.00 | 100.00   | 100.00                        | 100.00      | 100.00              | 100.00    | 2015                 |
| 102.31                 | 100.28       | 91.21  | 100.35              | 113.02 | 101.89   | 104.35                        | 99.45       | 101.49              | 102.02    | 2016                 |
| 102.95                 | 101.89       | 83.30  | 97.71               | 106.99 | 103.10   | 110.15                        | 102.06      | 101.98              | 103.04    | 2017                 |
| 99.23                  | 102.93       | 74.43  | 95.11               | 98.65  | 101.52   | 115.11                        | 104.85      | 103.06              | 101.53    | 2018                 |
| 97.90                  | 102.26       | 69.08  | 93.98               | 93.46  | 98.76    | 116.54                        | 110.77      | 103.61              | 102.47    | 2019                 |
| 98.47                  | 102.57       | 72.50  | 93.89               | 91.56  | 99.53    | 116.54                        | 107.75      | 103.80              | 102.45    | 5. 2019              |
| 96.91                  | 102.57       | 72.32  | 93.89               | 90.32  | 99.68    | 116.54                        | 107.75      | 103.80              | 102.45    | 6                    |
| 97.32                  | 100.70       | 71.72  | 93.83               | 91.24  | 97.14    | 116.54                        | 110.62      | 103.80              | 102.45    | 7                    |
| 96.88                  | 103.23       | 65.64  | 93.73               | 91.58  | 99.56    | 116.54                        | 110.62      | 103.80              | 102.45    | 8                    |
| 96.74                  | 105.09       | 66.10  | 94.08               | 92.52  | 96.00    | 116.54                        | 117.33      | 103.80              | 102.45    | 9                    |
| 99.64                  | 105.09       | 65.95  | 93.78               | 95.89  | 99.06    | 116.54                        | 117.33      | 103.80              | 102.45    | 10                   |
| 97.73                  | 101.36       | 65.97  | 93.57               | 98.38  | 99.17    | 116.54                        | 117.33      | 103.49              | 102.45    | 11                   |
| 96.16                  | 101.36       | 66.13  | 93.90               | 98.64  | 99.72    | 116.54                        | 117.33      | 103.49              | 102.45    | 12                   |
| 99.06                  | 99.64        | 63.73  | 94.04               | 98.42  | 99.14    | 116.54                        | 117.33      | 103.49              | 102.45    | 1. 2020              |
| 103.24                 | 99.64        | 63.60  | 93.77               | 98.42  | 96.47    | 114.86                        | 117.33      | 103.49              | 102.45    | 2                    |
| 100.24                 | 99.64        | 63.27  | 93.86               | 99.46  | 95.19    | 114.86                        | 117.33      | 103.49              | 102.45    | 3                    |
| 100.24                 | 103.37       | 63.23  | 93.95               | 99.99  | 96.49    | 114.86                        | 117.33      | 103.49              | 102.45    | 4                    |
| 100.69                 | 103.37       | 66.77  | 92.93               | 100.13 | 96.16    | 112.84                        | 117.33      | 104.15              | 102.63    | 5                    |

| Textile products |            |               |                     |                 |         |                                     |                                    |                                |                              |                      |
|------------------|------------|---------------|---------------------|-----------------|---------|-------------------------------------|------------------------------------|--------------------------------|------------------------------|----------------------|
| Blue jeans       | Sportswear | Hiking outfit | Children's clothing | Baby's clothing | Bedding | Infant & toddler teaching materials | Reference book (elementary school) | Reference book (middle school) | Reference book (high school) |                      |
| 1.8              | 2.3        | 1.0           | 4.1                 | 1.1             | 2.8     | 0.8                                 | 0.6                                | 0.6                            | 0.6                          | Weight <sup>1)</sup> |
| 96.57            | 96.40      | 97.87         | 98.69               | 99.15           | 100.31  | 95.92                               | 91.95                              | 99.50                          | 99.89                        | 2014                 |
| 100.00           | 100.00     | 100.00        | 100.00              | 100.00          | 100.00  | 100.00                              | 100.00                             | 100.00                         | 100.00                       | 2015                 |
| 100.00           | 99.82      | 100.43        | 102.12              | 101.54          | 101.45  | 100.52                              | 101.56                             | 100.00                         | 101.72                       | 2016                 |
| 100.00           | 102.07     | 100.43        | 105.90              | 104.06          | 102.73  | 103.12                              | 105.47                             | 100.00                         | 103.33                       | 2017                 |
| 100.00           | 102.87     | 102.21        | 106.63              | 103.32          | 103.83  | 103.12                              | 110.20                             | 101.39                         | 105.23                       | 2018                 |
| 102.70           | 103.39     | 102.14        | 105.07              | 102.03          | 105.77  | 103.15                              | 113.24                             | 106.23                         | 108.11                       | 2019                 |
| 103.91           | 103.13     | 101.66        | 104.36              | 102.60          | 105.61  | 103.15                              | 112.45                             | 106.47                         | 107.16                       | 5. 2019              |
| 103.91           | 103.13     | 101.66        | 104.36              | 102.60          | 105.61  | 103.15                              | 112.45                             | 106.47                         | 108.78                       | 6                    |
| 103.91           | 103.64     | 101.66        | 104.36              | 102.60          | 105.61  | 103.15                              | 113.85                             | 106.47                         | 108.78                       | 7                    |
| 103.91           | 103.64     | 101.66        | 104.36              | 102.60          | 105.61  | 103.15                              | 113.85                             | 106.47                         | 108.78                       | 8                    |
| 103.91           | 103.64     | 101.66        | 104.36              | 102.60          | 105.61  | 103.15                              | 113.85                             | 106.47                         | 108.78                       | 9                    |
| 103.91           | 103.64     | 101.66        | 104.36              | 102.60          | 105.61  | 103.15                              | 113.85                             | 106.47                         | 108.78                       | 10                   |
| 104.46           | 103.64     | 101.66        | 104.36              | 97.71           | 107.57  | 103.15                              | 113.85                             | 106.47                         | 108.78                       | 11                   |
| 104.46           | 103.64     | 101.66        | 104.36              | 97.71           | 107.57  | 103.15                              | 114.96                             | 106.47                         | 108.78                       | 12                   |
| 104.46           | 103.64     | 101.66        | 104.36              | 97.71           | 107.57  | 103.15                              | 114.96                             | 106.47                         | 109.63                       | 1. 2020              |
| 104.46           | 103.64     | 101.66        | 104.36              | 97.71           | 107.57  | 103.15                              | 114.96                             | 106.47                         | 109.63                       | 2                    |
| 104.46           | 103.64     | 101.66        | 104.36              | 97.71           | 107.57  | 105.21                              | 114.96                             | 106.47                         | 109.63                       | 3                    |
| 104.46           | 101.12     | 101.66        | 104.36              | 97.71           | 107.57  | 105.21                              | 114.96                             | 106.47                         | 109.63                       | 4                    |
| 104.46           | 103.64     | 101.66        | 104.36              | 95.97           | 107.57  | 105.21                              | 114.96                             | 106.47                         | 109.63                       | 5                    |



# 5. 가 ( )

2015 = 100

|                           | Publications                    |                   |               | Oils          |                 |            |              |                   | Medicines             |                 |
|---------------------------|---------------------------------|-------------------|---------------|---------------|-----------------|------------|--------------|-------------------|-----------------------|-----------------|
|                           | Teaching materials (university) | Books             | Newspaper     | LPG (forcook) | Kerosene        | Gasoline   | Diesel       | LPG (forcar)      | Prescription medicine | Herbal medicine |
| 가 1)                      | 0.3                             | 2.1               | 0.6           | 0.9           | 1.5             | 23.4       | 13.8         | 3.3               | 5.1                   | 3.1             |
| 2014                      | 96.63                           | 96.68             | 100.00        | 117.92        | 135.44          | 120.97     | 125.81       | 130.52            | 99.92                 | 98.51           |
| 2015                      | 100.00                          | 100.00            | 100.00        | 100.00        | 100.00          | 100.00     | 100.00       | 100.00            | 100.00                | 100.00          |
| 2016                      | 102.36                          | 100.00            | 100.00        | 94.47         | 82.79           | 93.01      | 91.00        | 90.94             | 98.75                 | 101.26          |
| 2017                      | 102.36                          | 102.29            | 100.00        | 102.54        | 89.49           | 98.98      | 98.79        | 102.52            | 97.49                 | 101.95          |
| 2018                      | 102.69                          | 102.71            | 105.56        | 107.66        | 98.30           | 104.88     | 107.01       | 108.39            | 96.29                 | 104.77          |
| 2019                      | 104.33                          | 102.94            | 111.11        | 104.80        | 100.73          | 97.39      | 102.84       | 99.91             | 95.10                 | 113.33          |
| 2019. 5                   | 104.33                          | 103.10            | 111.11        | 107.76        | 101.65          | 100.03     | 106.02       | 104.70            | 95.19                 | 112.64          |
| 6                         | 104.33                          | 103.10            | 111.11        | 108.14        | 101.87          | 100.93     | 106.48       | 105.64            | 95.19                 | 113.79          |
| 7                         | 104.33                          | 103.10            | 111.11        | 103.92        | 101.32          | 98.67      | 103.90       | 99.06             | 95.19                 | 114.48          |
| 8                         | 104.33                          | 102.71            | 111.11        | 103.39        | 101.18          | 98.84      | 103.84       | 97.64             | 95.19                 | 114.48          |
| 9                         | 104.33                          | 102.71            | 111.11        | 102.59        | 101.22          | 101.11     | 105.88       | 97.12             | 95.14                 | 115.91          |
| 10                        | 104.33                          | 102.71            | 111.11        | 102.83        | 101.78          | 102.16     | 106.75       | 97.07             | 95.14                 | 116.60          |
| 11                        | 104.33                          | 102.71            | 111.11        | 105.34        | 101.57          | 101.57     | 105.89       | 100.41            | 94.67                 | 116.89          |
| 12                        | 104.33                          | 102.71            | 111.11        | 105.96        | 101.43          | 102.33     | 106.20       | 101.68            | 94.67                 | 117.43          |
| 2020. 1                   | 104.33                          | 102.71            | 111.11        | 106.05        | 101.97          | 103.79     | 107.40       | 101.71            | 94.48                 | 117.89          |
| 2                         | 105.79                          | 102.71            | 111.11        | 110.90        | 101.45          | 102.45     | 105.55       | 108.40            | 94.48                 | 117.79          |
| 3                         | 105.79                          | 102.71            | 111.11        | 111.10        | 98.66           | 98.21      | 99.79        | 108.42            | 94.48                 | 118.20          |
| 4                         | 105.79                          | 102.71            | 111.11        | 105.91        | 92.26           | 89.15      | 88.79        | 101.55            | 94.48                 | 118.39          |
| 5                         | 105.79                          | 102.71            | 111.11        | 98.11         | 85.12           | 82.79      | 81.60        | 89.60             | 94.38                 | 118.29          |
| Other industrial products |                                 |                   |               |               |                 |            |              |                   |                       |                 |
|                           | Digital door lock               | Laundry detergent | Kitchen towel | Paper diaper  | Sanitary napkin | Eyeglasses | Contact lens | Computer supplies | Toy                   | Sporting goods  |
| 가 1)                      | 0.9                             | 1.8               | 1.1           | 1.7           | 0.8             | 1.4        | 1.1          | 0.4               | 2.9                   | 1.2             |
| 2014                      | 104.51                          | 100.58            | 100.28        | 96.45         | 99.80           | 99.70      | 100.09       | 91.57             | 97.77                 | 101.19          |
| 2015                      | 100.00                          | 100.00            | 100.00        | 100.00        | 100.00          | 100.00     | 100.00       | 100.00            | 100.00                | 100.00          |
| 2016                      | 99.59                           | 91.24             | 99.05         | 99.25         | 98.97           | 99.97      | 99.37        | 107.18            | 104.47                | 102.07          |
| 2017                      | 100.85                          | 89.58             | 97.41         | 97.79         | 98.57           | 99.72      | 98.44        | 107.46            | 105.23                | 98.39           |
| 2018                      | 102.04                          | 87.63             | 97.53         | 93.40         | 97.95           | 99.65      | 97.11        | 104.83            | 105.99                | 99.75           |
| 2019                      | 97.92                           | 87.14             | 99.88         | 95.15         | 97.63           | 98.71      | 94.70        | 107.99            | 105.88                | 92.78           |
| 2019. 5                   | 100.03                          | 86.30             | 101.21        | 93.64         | 98.28           | 98.64      | 93.42        | 104.00            | 106.11                | 96.15           |
| 6                         | 100.03                          | 85.30             | 102.26        | 95.69         | 96.03           | 98.56      | 92.93        | 104.10            | 106.13                | 94.97           |
| 7                         | 95.80                           | 89.19             | 102.71        | 94.33         | 98.47           | 98.71      | 93.95        | 111.48            | 105.75                | 93.76           |
| 8                         | 95.80                           | 88.25             | 95.72         | 94.57         | 96.11           | 98.69      | 94.91        | 111.18            | 105.26                | 93.67           |
| 9                         | 95.80                           | 88.45             | 99.62         | 95.91         | 98.90           | 98.65      | 95.08        | 112.00            | 105.05                | 91.27           |
| 10                        | 95.80                           | 87.29             | 100.31        | 96.17         | 97.97           | 98.69      | 95.63        | 112.00            | 105.34                | 86.02           |
| 11                        | 95.80                           | 82.63             | 102.29        | 97.42         | 99.79           | 98.79      | 95.29        | 112.21            | 106.20                | 86.58           |
| 12                        | 95.80                           | 85.08             | 94.84         | 100.22        | 97.42           | 98.39      | 95.08        | 112.28            | 106.21                | 85.68           |
| 2020. 1                   | 94.68                           | 87.91             | 100.50        | 100.71        | 99.47           | 98.34      | 95.14        | 112.28            | 106.10                | 97.00           |
| 2                         | 94.68                           | 85.65             | 95.13         | 101.64        | 100.21          | 98.39      | 94.98        | 112.32            | 106.34                | 102.03          |
| 3                         | 94.68                           | 87.06             | 97.16         | 100.68        | 98.42           | 98.36      | 94.89        | 112.32            | 106.42                | 103.86          |
| 4                         | 94.68                           | 83.59             | 101.22        | 102.14        | 100.00          | 98.60      | 95.04        | 112.32            | 106.45                | 102.68          |
| 5                         | 94.68                           | 86.18             | 100.77        | 101.75        | 99.44           | 98.53      | 94.51        | 112.17            | 106.65                | 102.97          |

## 5. CPI by Item (Cont'd)

### (By Expenditure Category)

2015 = 100

| Cosmetics |                    |                      |            |        |                |  |                  |           |                    | Weight 1) |
|-----------|--------------------|----------------------|------------|--------|----------------|--|------------------|-----------|--------------------|-----------|
| Shampoo   | Skincare cosmetics | Functional cosmetics | Cigarettes | Shoes  | Athletic shoes | Materials for maintenance and repair of the dwelling | Plates and bowls | Sauce pan | Airtight container |           |
| 1.0       | 5.4                | 4.8                  | 10.3       | 3.3    | 3.9            | 3.2  | 1.0              | 0.6       | 0.7                |           |
| 101.25    | 98.46              | 99.38                | 56.30      | 99.09  | 98.39          | 99.87  | 90.29            | 100.10    | 90.88              | 2014      |
| 100.00    | 100.00             | 100.00               | 100.00     | 100.00 | 100.00         | 100.00   | 100.00           | 100.00    | 100.00             | 2015      |
| 91.67     | 99.80              | 98.70                | 100.00     | 104.44 | 102.55         | 99.82  | 101.63           | 100.93    | 101.19             | 2016      |
| 78.03     | 100.41             | 97.76                | 100.00     | 105.79 | 103.24         | 100.16   | 106.50           | 99.79     | 96.81              | 2017      |
| 79.54     | 99.61              | 96.29                | 100.00     | 111.29 | 103.25         | 103.27   | 109.42           | 99.28     | 101.91             | 2018      |
| 83.49     | 100.52             | 94.90                | 100.00     | 113.13 | 103.25         | 105.56   | 112.48           | 98.47     | 99.83              | 2019      |
| 91.06     | 101.58             | 95.61                | 100.00     | 113.89 | 103.25         | 105.49   | 112.05           | 101.11    | 105.18             | 5. 2019   |
| 83.80     | 101.15             | 95.72                | 100.00     | 113.89 | 103.25         | 105.53   | 111.82           | 102.36    | 100.98             | 6         |
| 80.98     | 101.18             | 96.09                | 100.00     | 113.89 | 103.25         | 105.68   | 110.11           | 97.85     | 97.91              | 7         |
| 83.69     | 101.06             | 94.16                | 100.00     | 113.89 | 103.25         | 105.85   | 113.92           | 102.46    | 104.65             | 8         |
| 80.44     | 100.01             | 93.45                | 100.00     | 114.62 | 103.25         | 105.92   | 115.02           | 90.56     | 81.21              | 9         |
| 81.90     | 100.00             | 93.24                | 100.00     | 114.62 | 103.25         | 105.98   | 117.48           | 101.03    | 104.16             | 10        |
| 80.16     | 100.30             | 93.51                | 100.00     | 114.62 | 103.25         | 106.09   | 116.44           | 88.98     | 92.33              | 11        |
| 79.84     | 101.06             | 94.22                | 100.00     | 114.62 | 103.25         | 106.14   | 117.51           | 102.34    | 103.26             | 12        |
| 77.93     | 101.07             | 94.41                | 100.00     | 107.27 | 103.25         | 106.23   | 114.12           | 92.55     | 104.62             | 1. 2020   |
| 82.77     | 100.70             | 95.48                | 100.00     | 113.78 | 103.25         | 106.26   | 119.16           | 102.35    | 105.31             | 2         |
| 80.63     | 100.98             | 95.69                | 100.00     | 113.78 | 103.25         | 106.36   | 116.17           | 93.17     | 104.88             | 3         |
| 84.12     | 99.05              | 95.49                | 100.00     | 102.24 | 103.25         | 106.30   | 110.41           | 98.03     | 105.47             | 4         |
| 78.42     | 101.17             | 92.96                | 100.00     | 114.25 | 103.25         | 106.38   | 119.13           | 101.73    | 106.09             | 5         |

|              |               |        |         | 가 Electricity and Water and gas |             |        |                        | Rentals for housing |              | Weight 1) |
|--------------|---------------|--------|---------|---------------------------------|-------------|--------|------------------------|---------------------|--------------|-----------|
| Pet products | Toilet tissue | 가 Bag  | Handbag | Water charge                    | Electricity | Gas    | Regional heating bills | Deposit money rent  | Monthly rent |           |
| 1.9          | 1.3           | 2.9    | 1.1     | 4.9                             | 17.0        | 14.8   | 1.6                    | 48.9                | 44.8         |           |
| 98.80        | 100.93        | 86.97  | 96.91   | 98.03                           | 101.71      | 118.82 | 100.14                 | 96.50               | 99.71        | 2014      |
| 100.00       | 100.00        | 100.00 | 100.00  | 100.00                          | 100.00      | 100.00 | 100.00                 | 100.00              | 100.00       | 2015      |
| 102.37       | 99.74         | 104.00 | 102.01  | 102.70                          | 95.88       | 82.68  | 83.19                  | 103.17              | 100.37       | 2016      |
| 103.02       | 94.68         | 105.08 | 103.56  | 104.23                          | 89.83       | 85.55  | 81.12                  | 106.14              | 100.51       | 2017      |
| 100.78       | 92.79         | 106.70 | 106.06  | 105.56                          | 87.20       | 81.87  | 79.03                  | 107.67              | 100.23       | 2018      |
| 100.13       | 94.78         | 110.62 | 106.78  | 105.46                          | 87.41       | 84.75  | 80.31                  | 107.86              | 99.81        | 2019      |
| 98.66        | 94.12         | 110.40 | 106.06  | 105.41                          | 89.83       | 83.24  | 79.21                  | 107.92              | 99.80        | 5. 2019   |
| 101.11       | 92.39         | 110.40 | 106.06  | 105.41                          | 89.83       | 83.24  | 79.21                  | 107.84              | 99.76        | 6         |
| 101.01       | 93.05         | 110.40 | 106.06  | 105.44                          | 75.29       | 86.25  | 79.21                  | 107.81              | 99.75        | 7         |
| 101.24       | 96.35         | 110.40 | 106.06  | 105.44                          | 75.29       | 86.27  | 81.84                  | 107.78              | 99.72        | 8         |
| 98.60        | 94.61         | 111.06 | 109.69  | 105.47                          | 89.83       | 86.25  | 81.84                  | 107.78              | 99.72        | 9         |
| 100.65       | 98.12         | 111.06 | 109.69  | 105.59                          | 89.83       | 86.25  | 81.84                  | 107.78              | 99.74        | 10        |
| 97.27        | 97.11         | 111.06 | 109.69  | 105.59                          | 89.83       | 86.26  | 81.84                  | 107.79              | 99.74        | 11        |
| 101.86       | 97.54         | 111.06 | 109.69  | 105.50                          | 89.83       | 86.26  | 81.84                  | 107.80              | 99.77        | 12        |
| 102.41       | 96.95         | 111.06 | 109.69  | 105.58                          | 89.83       | 86.26  | 81.84                  | 107.83              | 99.80        | 1. 2020   |
| 103.20       | 97.27         | 111.06 | 109.69  | 105.59                          | 89.83       | 86.26  | 81.84                  | 107.88              | 99.82        | 2         |
| 102.65       | 95.29         | 111.06 | 109.69  | 105.69                          | 89.83       | 86.26  | 81.84                  | 107.91              | 99.84        | 3         |
| 103.17       | 96.16         | 107.80 | 99.77   | 104.32                          | 89.83       | 86.26  | 81.84                  | 107.97              | 99.84        | 4         |
| 103.53       | 97.18         | 111.21 | 106.23  | 103.90                          | 89.83       | 86.26  | 81.84                  | 108.03              | 99.84        | 5         |

# 5. 가 ( ) ( )

2015 = 100

|       |    | Sewage disposal charge | Trash bag             | Excrement collection charge | Out-patients treatment fee | Traditional oriental treatment fee | Dental treatment fee | Hospital charges | Train fare            | Subway fare   | Local bus fare          |
|-------|----|------------------------|-----------------------|-----------------------------|----------------------------|------------------------------------|----------------------|------------------|-----------------------|---|-------------------------|
| 가     | 1) | 2.8                    | 0.7                   | 0.6                         | 16.3                       | 1.2                                | 5.5                  | 8.7              | 2.1                   | 3.4   | 9.4                     |
| 2014  |    | 91.06                  | 97.54                 | 98.59                       | 98.04                      | 97.56                              | 99.77                | 98.91            | 96.02                 | 92.96   | 95.51                   |
| 2015  |    | 100.00                 | 100.00                | 100.00                      | 100.00                     | 100.00                             | 100.00               | 100.00           | 100.00                | 100.00  | 100.00                  |
| 2016  |    | 116.98                 | 105.44                | 101.36                      | 102.31                     | 102.24                             | 101.94               | 101.52           | 100.00                | 105.94  | 104.94                  |
| 2017  |    | 131.46                 | 109.74                | 102.42                      | 104.94                     | 105.26                             | 103.94               | 103.10           | 98.34                 | 107.57  | 105.91                  |
| 2018  |    | 141.38                 | 111.31                | 104.98                      | 107.52                     | 108.29                             | 104.69               | 101.98           | 97.15                 | 107.93  | 105.67                  |
| 2019  |    | 147.65                 | 111.87                | 107.20                      | 109.91                     | 107.14                             | 103.60               | 101.91           | 97.15                 | 107.93  | 107.01                  |
| 2019. | 5  | 147.28                 | 111.80                | 107.20                      | 109.91                     | 105.88                             | 103.53               | 102.07           | 97.15                 | 107.93  | 105.85                  |
|       | 6  | 147.28                 | 111.80                | 107.20                      | 109.91                     | 105.88                             | 103.53               | 102.07           | 97.15                 | 107.93  | 105.85                  |
|       | 7  | 147.28                 | 111.99                | 107.35                      | 109.91                     | 105.54                             | 103.53               | 101.74           | 97.15                 | 107.93  | 105.85                  |
|       | 8  | 147.28                 | 111.99                | 107.40                      | 109.91                     | 105.54                             | 103.53               | 101.74           | 97.15                 | 107.93  | 105.85                  |
|       | 9  | 148.00                 | 111.99                | 107.40                      | 109.91                     | 105.54                             | 103.53               | 101.74           | 97.15                 | 107.93  | 106.30                  |
|       | 10 | 148.35                 | 111.99                | 107.40                      | 109.91                     | 105.54                             | 103.53               | 101.74           | 97.15                 | 107.93  | 110.33                  |
|       | 11 | 148.35                 | 111.99                | 107.40                      | 109.91                     | 105.54                             | 103.53               | 101.74           | 97.15                 | 107.93  | 110.33                  |
|       | 12 | 148.68                 | 111.99                | 107.40                      | 109.91                     | 105.54                             | 103.53               | 101.74           | 97.15                 | 107.93  | 110.33                  |
| 2020. | 1  | 151.88                 | 112.44                | 109.53                      | 112.55                     | 108.66                             | 106.70               | 103.59           | 97.15                 | 107.93  | 111.08                  |
|       | 2  | 152.19                 | 112.44                | 109.53                      | 112.55                     | 108.66                             | 106.70               | 103.59           | 97.15                 | 107.93  | 111.08                  |
|       | 3  | 152.60                 | 112.44                | 109.99                      | 112.55                     | 108.66                             | 106.70               | 103.59           | 97.15                 | 107.93  | 111.08                  |
|       | 4  | 149.77                 | 112.44                | 110.16                      | 112.55                     | 108.66                             | 106.70               | 103.59           | 97.15                 | 107.93  | 111.08                  |
|       | 5  | 149.21                 | 112.44                | 110.16                      | 112.55                     | 108.66                             | 106.70               | 103.59           | 97.15                 | 107.93  | 111.08                  |
|       |    |                        |                       |                             |                            |                                    |                      |                  |                       |   |                         |
|       |    |                        |                       |                             | ( )                        | ( )                                | ( )                  |                  |                       | Services for maintenance and repair of the dwelling | Apt. management expense |
|       |    | Nursery expense        | Real estate agent fee | Administrati on service fee | Samgyeopsal (eating out)   | Sashimi (eating out)               | Beer (eating out)    | School lunch fee | Meal in the cafeteria |   |                         |
| 가     | 1) | 1.7                    | 1.7                   | 1.0                         | 6.5                        | 9.0                                | 6.5                  | 2.0              | 12.9                  | 5.0   | 19.0                    |
| 2014  |    | 94.28                  | 101.94                | 100.00                      | 96.98                      | 99.52                              | 98.12                | 93.48            | 95.13                 | 95.68   | 96.25                   |
| 2015  |    | 100.00                 | 100.00                | 100.00                      | 100.00                     | 100.00                             | 100.00               | 100.00           | 100.00                | 100.00  | 100.00                  |
| 2016  |    | 104.35                 | 98.68                 | 100.00                      | 102.38                     | 104.28                             | 102.30               | 103.23           | 102.53                | 102.83  | 103.72                  |
| 2017  |    | 104.38                 | 98.68                 | 100.00                      | 105.04                     | 106.80                             | 104.89               | 105.41           | 105.37                | 108.87  | 109.00                  |
| 2018  |    | 103.10                 | 98.68                 | 100.00                      | 108.47                     | 111.03                             | 106.87               | 101.06           | 109.06                | 115.05  | 114.00                  |
| 2019  |    | 99.03                  | 98.68                 | 100.00                      | 110.71                     | 110.11                             | 109.40               | 59.44            | 112.34                | 120.70  | 119.46                  |
| 2019. | 5  | 98.30                  | 98.68                 | 100.00                      | 110.28                     | 110.20                             | 109.22               | 61.39            | 112.43                | 120.54  | 119.08                  |
|       | 6  | 98.30                  | 98.68                 | 100.00                      | 110.68                     | 110.26                             | 109.59               | 61.46            | 112.43                | 121.06  | 119.73                  |
|       | 7  | 98.30                  | 98.68                 | 100.00                      | 110.87                     | 110.22                             | 109.80               | 61.46            | 112.76                | 121.33  | 119.29                  |
|       | 8  | 98.30                  | 98.68                 | 100.00                      | 110.87                     | 110.23                             | 109.90               | 61.53            | 112.69                | 121.49  | 119.91                  |
|       | 9  | 98.30                  | 98.68                 | 100.00                      | 110.95                     | 110.08                             | 109.90               | 39.39            | 112.93                | 121.45  | 119.40                  |
|       | 10 | 98.30                  | 98.68                 | 100.00                      | 111.20                     | 109.59                             | 110.15               | 39.39            | 113.39                | 122.07  | 120.52                  |
|       | 11 | 98.30                  | 98.68                 | 100.00                      | 111.39                     | 108.92                             | 110.20               | 39.39            | 113.39                | 122.26  | 120.27                  |
|       | 12 | 98.30                  | 98.68                 | 100.00                      | 111.48                     | 109.32                             | 110.23               | 39.39            | 113.39                | 122.57  | 121.62                  |
| 2020. | 1  | 98.30                  | 98.68                 | 100.00                      | 112.34                     | 109.25                             | 110.26               | 39.39            | 114.20                | 123.16  | 120.08                  |
|       | 2  | 97.41                  | 98.68                 | 100.00                      | 112.04                     | 108.65                             | 110.26               | 39.39            | 114.37                | 123.30  | 125.87                  |
|       | 3  | 97.41                  | 98.68                 | 100.00                      | 112.04                     | 108.42                             | 110.28               | 39.39            | 114.47                | 123.52  | 125.96                  |
|       | 4  | 97.41                  | 98.68                 | 100.00                      | 111.88                     | 108.32                             | 110.43               | 39.39            | 114.77                | 123.74  | 125.89                  |
|       | 5  | 97.41                  | 98.68                 | 100.00                      | 111.93                     | 109.31                             | 110.54               | 22.73            | 114.83                | 123.97  | 123.31                  |

## 5. CPI by Item (Cont'd)

### (By Expenditure Category)

2015 = 100

| Public services                  |                                 |                                 |                           |                                |                               |                     |                                |                             |                                    | Weight 1) |
|----------------------------------|---------------------------------|---------------------------------|---------------------------|--------------------------------|-------------------------------|---------------------|--------------------------------|-----------------------------|------------------------------------|-----------|
| Taxi fare                        | International<br>airfare        | Landline<br>telephone<br>charge | Mobile<br>phone<br>charge | Internet fee                   | Broadcasting<br>reception fee | Kindergarten<br>fee | Tuition<br>(high school)       | Tuition<br>(junior college) | Tuition<br>(private<br>university) |           |
| 3.5                              | 2.9                             | 1.4                             | 36.1                      | 5.6                            | 3.2                           | 3.2                 | 4.9                            | 2.7                         | 13.1                               |           |
| 100.00                           | 111.65                          | 99.41                           | 100.00                    | 100.00                         | 100.00                        | 92.84               | 99.81                          | 100.03                      | 100.11                             | 2014      |
| 100.00                           | 100.00                          | 100.00                          | 100.00                    | 100.00                         | 100.00                        | 100.00              | 100.00                         | 100.00                      | 100.00                             | 2015      |
| 100.00                           | 98.77                           | 100.15                          | 100.00                    | 100.00                         | 99.88                         | 102.74              | 100.10                         | 100.00                      | 99.99                              | 2016      |
| 100.43                           | 101.73                          | 100.14                          | 100.00                    | 100.00                         | 99.34                         | 103.85              | 100.39                         | 100.00                      | 99.93                              | 2017      |
| 101.32                           | 107.20                          | 100.14                          | 98.43                     | 100.00                         | 99.36                         | 105.78              | 100.47                         | 100.07                      | 99.52                              | 2018      |
| 113.91                           | 105.89                          | 100.14                          | 95.19                     | 100.07                         | 99.44                         | 105.63              | 86.90                          | 100.08                      | 99.07                              | 2019      |
| 116.39                           | 104.64                          | 100.14                          | 95.25                     | 100.08                         | 99.45                         | 105.70              | 97.85                          | 100.08                      | 98.99                              | 5. 2019   |
| 116.61                           | 106.07                          | 100.14                          | 95.02                     | 100.08                         | 99.45                         | 105.70              | 97.45                          | 100.08                      | 98.99                              | 6         |
| 116.88                           | 111.13                          | 100.14                          | 94.88                     | 100.08                         | 99.45                         | 105.70              | 97.26                          | 100.08                      | 98.99                              | 7         |
| 116.95                           | 115.01                          | 100.14                          | 94.75                     | 100.08                         | 99.45                         | 105.70              | 97.26                          | 100.08                      | 98.99                              | 8         |
| 116.95                           | 106.65                          | 100.14                          | 94.62                     | 100.08                         | 99.45                         | 105.27              | 64.07                          | 100.08                      | 98.99                              | 9         |
| 116.95                           | 104.56                          | 100.14                          | 94.53                     | 100.08                         | 99.45                         | 105.27              | 64.07                          | 100.08                      | 98.99                              | 10        |
| 116.95                           | 103.28                          | 100.14                          | 94.40                     | 100.08                         | 99.45                         | 105.26              | 64.07                          | 100.08                      | 98.99                              | 11        |
| 116.95                           | 103.57                          | 100.14                          | 94.33                     | 100.08                         | 99.45                         | 105.26              | 64.07                          | 100.08                      | 98.99                              | 12        |
| 116.96                           | 109.43                          | 100.14                          | 94.23                     | 100.08                         | 99.45                         | 105.26              | 64.07                          | 100.08                      | 98.99                              | 1. 2020   |
| 116.96                           | 104.88                          | 100.14                          | 94.16                     | 100.08                         | 99.41                         | 105.26              | 64.07                          | 100.08                      | 98.99                              | 2         |
| 116.96                           | 100.42                          | 100.14                          | 94.08                     | 100.08                         | 99.41                         | 105.26              | 64.07                          | 100.27                      | 98.28                              | 3         |
| 116.96                           | 100.45                          | 100.24                          | 94.00                     | 100.08                         | 99.41                         | 105.26              | 35.18                          | 100.27                      | 98.28                              | 4         |
| 116.96                           | 100.04                          | 100.24                          | 93.92                     | 100.08                         | 99.41                         | 98.91               | 33.08                          | 100.27                      | 98.28                              | 5         |
| Personal services                |                                 |                                 |                           |                                |                               |                     |                                |                             |                                    | Weight 1) |
| 가                                | 가                               | 가                               |                           |                                |                               |                     |                                |                             |                                    |           |
| Home<br>appliance<br>repair cost | Home<br>appliance<br>rental fee | Housekeeper<br>wage             | Nursing aid<br>fee        | Physical<br>examination<br>fee | Dental<br>prosthesis<br>fee   | Car repair<br>cost  | Mobile<br>phone<br>repair cost | Fitness<br>center fee       | Golf practice<br>range fee         |           |
| 1.6                              | 1.8                             | 3.1                             | 1.4                       | 1.2                            | 6.3                           | 5.7                 | 0.4                            | 1.0                         | 1.3                                |           |
| 94.28                            | 95.60                           | 96.15                           | 98.52                     | 99.51                          | 99.77                         | 99.73               | -                              | 100.06                      | 101.01                             | 2014      |
| 100.00                           | 100.00                          | 100.00                          | 100.00                    | 100.00                         | 100.00                        | 100.00              | 100.00                         | 100.00                      | 100.00                             | 2015      |
| 108.12                           | 101.31                          | 101.85                          | 101.59                    | 101.13                         | 99.44                         | 100.58              | 104.91                         | 100.70                      | 98.92                              | 2016      |
| 115.06                           | 102.85                          | 105.50                          | 105.13                    | 101.70                         | 98.98                         | 101.31              | 109.95                         | 101.49                      | 97.48                              | 2017      |
| 123.32                           | 103.13                          | 115.74                          | 112.41                    | 102.42                         | 97.44                         | 103.14              | 111.62                         | 101.62                      | 96.81                              | 2018      |
| 125.77                           | 103.51                          | 120.68                          | 117.62                    | 103.32                         | 95.41                         | 104.98              | 114.03                         | 103.41                      | 96.86                              | 2019      |
| 123.43                           | 103.51                          | 120.51                          | 117.40                    | 103.43                         | 95.36                         | 104.93              | 111.62                         | 103.19                      | 96.93                              | 5. 2019   |
| 123.43                           | 103.51                          | 120.99                          | 117.40                    | 103.33                         | 95.25                         | 104.87              | 111.62                         | 102.99                      | 96.96                              | 6         |
| 123.43                           | 103.51                          | 121.25                          | 117.47                    | 103.33                         | 95.27                         | 104.97              | 114.70                         | 103.40                      | 96.74                              | 7         |
| 123.43                           | 103.51                          | 121.04                          | 118.00                    | 103.33                         | 95.29                         | 104.95              | 114.70                         | 103.69                      | 96.63                              | 8         |
| 123.43                           | 103.51                          | 121.04                          | 118.41                    | 103.33                         | 95.33                         | 105.03              | 117.32                         | 103.89                      | 96.77                              | 9         |
| 132.79                           | 103.51                          | 121.79                          | 118.45                    | 103.30                         | 95.40                         | 105.13              | 117.32                         | 104.12                      | 96.83                              | 10        |
| 132.79                           | 103.51                          | 121.73                          | 118.46                    | 103.30                         | 95.37                         | 105.23              | 117.32                         | 104.00                      | 96.69                              | 11        |
| 132.79                           | 103.51                          | 121.98                          | 118.46                    | 103.30                         | 95.37                         | 105.57              | 117.32                         | 103.97                      | 96.86                              | 12        |
| 132.79                           | 94.85                           | 122.24                          | 118.97                    | 103.47                         | 95.44                         | 105.64              | 117.32                         | 104.48                      | 96.84                              | 1. 2020   |
| 133.58                           | 94.85                           | 122.48                          | 119.16                    | 103.53                         | 95.63                         | 105.67              | 117.32                         | 104.51                      | 96.92                              | 2         |
| 133.58                           | 94.85                           | 122.71                          | 119.42                    | 103.65                         | 95.66                         | 105.80              | 118.78                         | 104.53                      | 96.97                              | 3         |
| 133.58                           | 94.85                           | 122.81                          | 120.03                    | 103.85                         | 95.70                         | 105.84              | 118.78                         | 104.36                      | 96.98                              | 4         |
| 133.58                           | 94.85                           | 122.90                          | 120.10                    | 104.20                         | 95.85                         | 105.97              | 118.78                         | 104.47                      | 97.07                              | 5         |

# 5. 가 ( ) ( ) CPI by Item (Cont'd) (By Expenditure Category)

2015 = 100

|                   |    | Golf course fee                               | Amusement park fee | Movie tickets                      | Cultural lesson fee | Online contents fee            | Photography services | Group tour cost (domestic) | Group tour cost (overseas) | Private institutions fee(elementary school student) | Private institutions fee(middle school student) |
|-------------------|----|---|--------------------|------------------------------------|---------------------|--------------------------------|----------------------|----------------------------|----------------------------|---|---|
| 가                 | 1) | 1.7   | 1.4                | 2.0                                | 1.3                 | 4.5                            | 1.6                  | 2.7                        | 13.8                       | 7.7   | 15.9  |
| Weight            |    | 99.10   | 98.99              | 98.03                              | 98.33               | 100.00                         | 97.52                | 107.29                     | 105.83                     | 98.42   | 97.07   |
| 2014              |    | 100.00  | 100.00             | 100.00                             | 100.00              | 100.00                         | 100.00               | 100.00                     | 100.00                     | 100.00  | 100.00  |
| 2015              |    | 101.96  | 102.69             | 102.67                             | 100.77              | 103.75                         | 101.88               | 100.61                     | 103.03                     | 102.08  | 101.87  |
| 2016              |    | 103.81  | 104.65             | 103.50                             | 101.75              | 104.56                         | 104.72               | 102.83                     | 100.38                     | 103.13  | 102.88  |
| 2017              |    | 105.76  | 109.15             | 111.16                             | 104.77              | 104.56                         | 106.85               | 103.04                     | 101.20                     | 104.83  | 104.71  |
| 2018              |    | 108.15  | 112.62             | 114.01                             | 107.33              | 105.87                         | 109.65               | 101.13                     | 99.58                      | 105.90  | 106.59  |
| 2019              |    | 108.04  | 112.61             | 113.99                             | 107.12              | 105.99                         | 109.68               | 104.18                     | 98.87                      | 105.92  | 106.43  |
| 5                 |    | 108.18  | 112.69             | 113.99                             | 107.46              | 105.99                         | 109.92               | 100.49                     | 96.40                      | 105.94  | 106.78  |
| 6                 |    | 108.93  | 112.69             | 113.99                             | 107.61              | 105.99                         | 110.04               | 103.80                     | 102.74                     | 105.94  | 106.83  |
| 7                 |    | 108.93  | 112.81             | 113.99                             | 107.70              | 105.99                         | 110.17               | 107.37                     | 106.40                     | 105.98  | 106.85  |
| 8                 |    | 109.23  | 112.80             | 113.99                             | 107.91              | 105.99                         | 110.13               | 100.73                     | 102.58                     | 105.92  | 106.82  |
| 9                 |    | 109.23  | 112.84             | 113.99                             | 108.01              | 105.99                         | 110.39               | 104.39                     | 102.64                     | 106.05  | 107.01  |
| 10                |    | 109.23  | 112.95             | 114.12                             | 108.01              | 105.99                         | 110.56               | 99.37                      | 95.85                      | 106.05  | 107.02  |
| 11                |    | 110.85  | 113.14             | 114.12                             | 108.09              | 105.99                         | 110.67               | 99.51                      | 91.93                      | 106.19  | 107.03  |
| 12                |    | 109.55  | 112.67             | 114.12                             | 108.23              | 105.99                         | 110.90               | 98.14                      | 96.33                      | 106.88  | 107.90  |
| 2020              | 1  | 109.53  | 112.71             | 114.12                             | 108.30              | 105.99                         | 111.16               | 99.31                      | 90.77                      | 107.07  | 108.24  |
| 2                 |    | 109.59  | 112.63             | 114.12                             | 108.30              | 105.99                         | 111.12               | 96.70                      | 91.24                      | 107.25  | 108.28  |
| 3                 |    | 109.72  | 112.74             | 114.12                             | 108.30              | 105.99                         | 111.21               | 100.47                     | 91.24                      | 107.07  | 108.39  |
| 4                 |    | 110.33  | 112.65             | 114.12                             | 108.30              | 105.99                         | 111.69               | 104.09                     | 91.24                      | 107.15  | 108.62  |
| 5                 |    |   |                    |                                    |                     |                                |                      |                            |                            |   |   |
| Personal services |    |   |                    |                                    |                     |                                |                      |                            |                            |   |   |
|                   |    | Private institutions fee(high school student) | Music class fee    | 가<br>Worksheet-based study program | Public bath fee     | Using fee for Korean dry sauna | Beauty parlor charge | Beauty care charge         | Insurance service          | Automobile insurance                                | Funeral expenses                                |
| 가                 | 1) | 14.0  | 3.9                | 5.0                                | 1.5                 | 1.5                            | 8.6                  | 1.6                        | 6.9                        | 3.1   | 2.7   |
| Weight            |    | 97.43   | 98.06              | 101.16                             | 98.10               | 96.45                          | 97.80                | 99.19                      | -                          | 100.00  | 98.29   |
| 2014              |    | 100.00  | 100.00             | 100.00                             | 100.00              | 100.00                         | 100.00               | 100.00                     | 100.00                     | 100.00  | 100.00  |
| 2015              |    | 102.94  | 103.09             | 101.61                             | 101.50              | 101.23                         | 101.24               | 101.10                     | 123.54                     | 102.43  | 102.36  |
| 2016              |    | 105.22  | 106.31             | 101.66                             | 104.16              | 103.94                         | 102.76               | 102.69                     | 147.61                     | 102.51  | 104.40  |
| 2017              |    | 107.55  | 109.50             | 102.06                             | 108.52              | 107.42                         | 106.02               | 105.83                     | 147.62                     | 101.74  | 105.24  |
| 2018              |    | 109.54  | 111.39             | 105.12                             | 111.87              | 110.96                         | 108.33               | 107.14                     | 152.58                     | 106.02  | 106.24  |
| 2019              |    | 109.41  | 111.44             | 105.12                             | 111.62              | 110.77                         | 108.34               | 107.04                     | 152.96                     | 105.24  | 106.35  |
| 5                 |    | 109.53  | 111.44             | 105.12                             | 111.62              | 111.08                         | 108.35               | 107.10                     | 152.96                     | 106.68  | 106.32  |
| 6                 |    | 109.52  | 111.47             | 105.12                             | 111.66              | 111.34                         | 108.36               | 107.22                     | 152.96                     | 106.68  | 106.32  |
| 7                 |    | 109.55  | 111.47             | 105.12                             | 111.84              | 111.21                         | 108.56               | 107.22                     | 152.96                     | 106.68  | 106.32  |
| 8                 |    | 109.67  | 111.56             | 105.12                             | 112.25              | 111.36                         | 108.63               | 107.41                     | 152.96                     | 106.68  | 106.32  |
| 9                 |    | 109.88  | 111.77             | 105.12                             | 112.49              | 111.72                         | 108.71               | 107.56                     | 152.96                     | 106.68  | 106.34  |
| 10                |    | 110.18  | 111.84             | 105.12                             | 112.68              | 111.83                         | 109.11               | 107.51                     | 152.96                     | 106.68  | 106.38  |
| 11                |    | 110.45  | 111.88             | 105.12                             | 112.95              | 111.99                         | 109.11               | 107.61                     | 152.96                     | 106.68  | 106.40  |
| 12                |    | 110.53  | 112.57             | 105.12                             | 113.97              | 112.88                         | 109.55               | 107.79                     | 162.82                     | 106.68  | 106.55  |
| 2020              | 1  | 110.72  | 113.15             | 105.12                             | 114.37              | 112.90                         | 109.65               | 107.89                     | 162.82                     | 111.33  | 106.63  |
| 2                 |    | 110.91  | 113.63             | 105.12                             | 114.39              | 112.76                         | 109.68               | 108.02                     | 162.82                     | 111.33  | 106.60  |
| 3                 |    | 110.89  | 113.97             | 105.12                             | 114.39              | 112.34                         | 109.70               | 108.37                     | 165.23                     | 111.33  | 106.79  |
| 4                 |    | 111.04  | 114.04             | 105.12                             | 114.60              | 112.06                         | 109.68               | 108.48                     | 165.29                     | 111.33  | 106.81  |
| 5                 |    |   |                    |                                    |                     |                                |                      |                            |                            |   |   |

## 6. 가 CPI by Special Group

2015 = 100

|                           | 가         |                        |                                       |            |
|---------------------------|-----------|------------------------|---------------------------------------|------------|
|                           | All items | For living necessities | For living necessities including rent | Fresh food |
| 가 <sup>1)</sup><br>Weight | 1,000.0   | 532.8                  | 626.5                                 | 40.8       |
| 2017                      | 102.93    | 103.14                 | 103.20                                | 113.14     |
| 2018                      | 104.45    | 104.77                 | 104.67                                | 117.23     |
| 2019                      | 104.85    | 104.99                 | 104.85                                | 111.22     |
| 2019. 5                   | 105.05    | 105.29                 | 105.10                                | 110.19     |
| 6                         | 104.88    | 105.19                 | 105.01                                | 106.33     |
| 7                         | 104.56    | 104.40                 | 104.34                                | 103.66     |
| 8                         | 104.81    | 104.73                 | 104.61                                | 107.19     |
| 9                         | 105.20    | 105.57                 | 105.33                                | 115.38     |
| 10                        | 105.46    | 105.96                 | 105.65                                | 115.29     |
| 11                        | 104.87    | 105.37                 | 105.15                                | 108.22     |
| 12                        | 105.12    | 105.51                 | 105.29                                | 111.68     |
| 2020. 1                   | 105.79    | 106.26                 | 105.93                                | 118.71     |
| 2                         | 105.80    | 106.39                 | 106.04                                | 117.10     |
| 3                         | 105.54    | 106.31                 | 105.97                                | 117.04     |
| 4                         | 104.95    | 105.11                 | 104.96                                | 116.88     |
| 5                         | 104.71    | 104.55                 | 104.49                                | 113.95     |

|                           | All items  |                  |              |                      | 가   |
|---------------------------|------------|------------------|--------------|----------------------|---|
|                           | Fresh food |                  |              |                      |   |
|                           | Fresh fish | Fresh vegetables | Fresh fruits |                      |   |
|                           |            |                  |              | Excluding fresh food | Including owner<br>occupied equivalent rent |
| 가 <sup>1)</sup><br>Weight | 9.7        | 15.7             | 15.4         | 959.2                | 1,243.6                                     |
| 2017                      | 108.77     | 116.03           | 113.13       | 102.51               | 103.05                                      |
| 2018                      | 111.48     | 122.04           | 116.20       | 103.93               | 104.40                                      |
| 2019                      | 110.78     | 111.59           | 111.13       | 104.57               | 104.70                                      |
| 2019. 5                   | 110.38     | 101.66           | 118.56       | 104.82               | 104.86                                      |
| 6                         | 110.88     | 100.14           | 109.52       | 104.79               | 104.72                                      |
| 7                         | 111.08     | 99.93            | 102.51       | 104.56               | 104.45                                      |
| 8                         | 108.23     | 113.55           | 100.19       | 104.68               | 104.65                                      |
| 9                         | 109.89     | 124.65           | 109.77       | 104.77               | 104.95                                      |
| 10                        | 111.56     | 128.46           | 104.64       | 105.04               | 105.16                                      |
| 11                        | 112.69     | 117.81           | 95.77        | 104.71               | 104.70                                      |
| 12                        | 115.54     | 117.32           | 103.55       | 104.83               | 104.90                                      |
| 2020. 1                   | 117.46     | 129.35           | 108.96       | 105.25               | 105.44                                      |
| 2                         | 118.76     | 124.72           | 108.44       | 105.32               | 105.46                                      |
| 3                         | 118.32     | 123.90           | 109.37       | 105.06               | 105.25                                      |
| 4                         | 119.94     | 115.04           | 116.70       | 104.45               | 104.79                                      |
| 5                         | 120.22     | 111.66           | 112.11       | 104.32               | 104.60                                      |

: 1) 가 2017 가 ,  
가  
:

Note: 1) Weights are based on 2017. In other words,  
weights can't be applied to the indices prior to 2017.  
Source: Statistics Korea

## 7. 가

2015=100

|         | All items | Commodities | Agricultural & marine products | Agricultural products | Stock products | Marine products |
|---------|-----------|-------------|--------------------------------|-----------------------|----------------|-----------------|
| 가 1)    | 1,000.0   | 448.5       | 77.1                           | 40.9                  | 24.5           | 11.7            |
| 2017    | 102.93    | 101.31      | 109.54                         | 108.53                | 111.18         | 109.82          |
| 2018    | 104.45    | 102.65      | 113.56                         | 117.30                | 107.32         | 113.30          |
| 2019    | 104.85    | 102.35      | 111.66                         | 113.73                | 107.28         | 113.46          |
| 2019. 5 | 105.05    | 102.75      | 111.54                         | 113.22                | 107.93         | 113.10          |
| 6       | 104.88    | 102.40      | 109.36                         | 109.23                | 107.59         | 113.51          |
| 7       | 104.56    | 101.41      | 107.82                         | 106.38                | 107.43         | 113.83          |
| 8       | 104.81    | 101.66      | 109.54                         | 110.23                | 107.49         | 111.40          |
| 9       | 105.20    | 103.26      | 114.74                         | 117.58                | 110.85         | 112.78          |
| 10      | 105.46    | 103.55      | 114.86                         | 116.95                | 111.64         | 114.20          |
| 11      | 104.87    | 102.52      | 109.67                         | 109.77                | 106.87         | 115.20          |
| 12      | 105.12    | 103.05      | 111.92                         | 112.25                | 108.59         | 117.72          |
| 2020. 1 | 105.79    | 103.88      | 115.23                         | 118.41                | 107.81         | 119.42          |
| 2       | 105.80    | 103.81      | 114.01                         | 116.36                | 106.91         | 120.48          |
| 3       | 105.54    | 103.33      | 114.92                         | 116.22                | 110.15         | 120.25          |
| 4       | 104.95    | 102.30      | 115.01                         | 115.52                | 110.98         | 121.58          |
| 5       | 104.71    | 101.91      | 115.02                         | 112.71                | 115.72         | 121.85          |

|  | Commodities         |           |           |                           | . 가                        |
|--|---------------------|-----------|-----------|---------------------------|----------------------------|
|  | Industrial products |           |           |                           |                            |
|  | Oils                | Medicines | Cosmetics | Other industrial products |                            |
|  |                     |           |           |                           | Electricity, Water and gas |

|         |        |        |       |        |       |
|---------|--------|--------|-------|--------|-------|
| 가 1)    | 43.0   | 14.4   | 13.0  | 56.6   | 38.3  |
| 2017    | 98.98  | 99.57  | 96.63 | 100.95 | 89.52 |
| 2018    | 105.70 | 99.67  | 95.22 | 101.14 | 86.91 |
| 2019    | 99.69  | 101.58 | 95.47 | 101.58 | 88.22 |
| 2019. 5 | 102.60 | 101.29 | 96.94 | 101.83 | 88.62 |
| 6       | 103.33 | 101.69 | 96.15 | 101.50 | 88.62 |
| 7       | 100.67 | 102.03 | 96.11 | 101.64 | 83.41 |
| 8       | 100.62 | 102.10 | 95.32 | 101.69 | 83.54 |
| 9       | 102.46 | 102.50 | 94.32 | 101.52 | 89.97 |
| 10      | 103.34 | 102.71 | 94.02 | 102.10 | 89.98 |
| 11      | 103.03 | 102.55 | 94.23 | 101.47 | 89.99 |
| 12      | 103.65 | 102.92 | 95.02 | 102.05 | 89.97 |
| 2020. 1 | 104.85 | 102.98 | 95.07 | 101.88 | 89.98 |
| 2       | 104.10 | 102.99 | 95.65 | 102.76 | 89.99 |
| 3       | 99.84  | 103.11 | 95.47 | 102.39 | 90.00 |
| 4       | 90.51  | 103.19 | 94.66 | 101.46 | 89.85 |
| 5       | 83.41  | 103.16 | 94.85 | 102.85 | 89.80 |

: 1) 가 2017 가 , 가  
: 가

## 7. CPI by Commodities and Services

2015=100

| Commodities         |                     |                 |                   |              |                      |                      |
|---------------------|---------------------|-----------------|-------------------|--------------|----------------------|----------------------|
|                     |                     |                 |                   |              |                      |                      |
|                     | 가                   |                 |                   |              |                      |                      |
| Industrial products | Processed food      | Durable goods   | Textile products  | Publications |                      |                      |
| 333.1               | 71.9                | 74.2            | 54.2              | 5.8          | Weight <sup>1)</sup> |                      |
| 100.94              | 101.23              | 101.49          | 102.75            | 102.34       | 2017                 |                      |
| 102.22              | 102.57              | 101.31          | 103.68            | 103.41       | 2018                 |                      |
| 102.06              | 104.64              | 101.27          | 103.65            | 104.94       | 2019                 |                      |
| 102.57              | 104.90              | 101.38          | 103.41            | 104.80       | 5. 2019              |                      |
| 102.57              | 105.09              | 101.12          | 103.35            | 104.96       | 6                    |                      |
| 102.23              | 104.54              | 101.50          | 103.35            | 105.11       | 7                    |                      |
| 102.20              | 104.71              | 101.31          | 103.35            | 104.96       | 8                    |                      |
| 102.41              | 104.85              | 101.26          | 103.36            | 104.96       | 9                    |                      |
| 102.76              | 105.14              | 101.51          | 103.55            | 104.96       | 10                   |                      |
| 102.48              | 105.01              | 100.47          | 104.32            | 104.96       | 11                   |                      |
| 102.72              | 104.92              | 100.58          | 104.33            | 105.08       | 12                   |                      |
| 103.12              | 105.04              | 101.68          | 104.33            | 105.16       | 1. 2020              |                      |
| 103.29              | 105.18              | 101.96          | 104.32            | 105.24       | 2                    |                      |
| 102.46              | 105.96              | 100.29          | 104.26            | 105.52       | 3                    |                      |
| 101.07              | 105.88              | 100.81          | 104.02            | 103.74       | 4                    |                      |
| 100.55              | 106.30              | 100.99          | 104.29            | 103.74       | 5                    |                      |
|                     |                     |                 |                   |              |                      |                      |
| Services            |                     |                 |                   |              |                      |                      |
|                     |                     |                 |                   |              |                      |                      |
|                     |                     |                 |                   |              |                      |                      |
| Services            | Rentals for housing | Public services | Personal services | Eating out   | Excluding eating out |                      |
| 551.5               | 93.7                | 142.5           | 315.3             | 126.6        | 188.7                | Weight <sup>1)</sup> |
| 104.25              | 103.51              | 102.45          | 105.31            | 105.02       | 105.51               | 2017                 |
| 105.92              | 104.15              | 102.66          | 107.97            | 108.22       | 107.81               | 2018                 |
| 106.91              | 104.04              | 102.16          | 109.97            | 110.23       | 109.79               | 2019                 |
| 106.94              | 104.07              | 102.54          | 109.85            | 110.20       | 109.61               | 5. 2019              |
| 106.91              | 104.00              | 102.50          | 109.84            | 110.33       | 109.51               | 6                    |
| 107.16              | 103.98              | 102.54          | 110.26            | 110.40       | 110.16               | 7                    |
| 107.40              | 103.95              | 102.59          | 110.66            | 110.48       | 110.79               | 8                    |
| 106.77              | 103.95              | 101.25          | 110.18            | 110.18       | 110.18               | 9                    |
| 107.01              | 103.96              | 101.45          | 110.49            | 110.38       | 110.57               | 10                   |
| 106.80              | 103.97              | 101.39          | 110.16            | 110.42       | 109.99               | 11                   |
| 106.81              | 103.99              | 101.37          | 110.18            | 110.52       | 109.95               | 12                   |
| 107.33              | 104.03              | 102.18          | 110.72            | 110.82       | 110.65               | 1. 2020              |
| 107.40              | 104.06              | 102.07          | 110.89            | 110.86       | 110.91               | 2                    |
| 107.34              | 104.08              | 101.90          | 110.84            | 110.83       | 110.85               | 3                    |
| 107.12              | 104.11              | 100.83          | 110.94            | 110.92       | 110.96               | 4                    |
| 107.02              | 104.14              | 100.58          | 110.87            | 110.81       | 110.91               | 5                    |

Note: 1) Weights are based on 2017. In other words, weights can't be applied to the indices prior to 2017.

Source: Statistics Korea



# 8. 가<sup>1)</sup> ( )

2015=100

|                 | Seoul   | Food & non-alcoholic beverages | Alcoholic beverages & tobacco | Clothing & footwear | Housing, water, electricity, gas & other fuels | 가<br>가<br>Furnishings, household equipment and routine household maintenance | Health | Transport | Communi-cation | Recreation and culture | Education | Restaurants and hotels | Miscellane-ous goods and services |
|-----------------|---------|--------------------------------|-------------------------------|---------------------|--|--|--------|-----------|----------------|------------------------|-----------|------------------------|-----------------------------------|
| 가 <sup>2)</sup> | 1,000.0 | 122.5                          | 13.3                          | 57.7                | 220.3  | 42.9   | 64.2   | 94.3      | 51.3           | 62.6                   | 97.7      | 119.5                  | 53.7                              |
| 2014            | 98.76   | 97.81                          | 67.60                         | 98.41               | 99.71  | 97.78  | 98.94  | 105.18    | 100.09         | 100.95                 | 97.94     | 97.29                  | 97.70                             |
| 2015            | 100.00  | 100.00                         | 100.00                        | 100.00              | 100.00   | 100.00   | 100.00 | 100.00    | 100.00         | 100.00                 | 100.00    | 100.00                 | 100.00                            |
| 2016            | 101.18  | 102.07                         | 100.99                        | 101.75              | 99.74  | 101.63   | 100.98 | 99.56     | 100.09         | 101.95                 | 101.68    | 102.73                 | 103.22                            |
| 2017            | 103.20  | 106.34                         | 102.43                        | 102.70              | 101.87   | 102.80   | 101.91 | 102.19    | 100.41         | 102.03                 | 103.05    | 105.25                 | 105.72                            |
| 2018            | 104.58  | 108.91                         | 102.68                        | 103.78              | 102.59   | 106.12   | 101.97 | 103.92    | 99.54          | 102.43                 | 104.55    | 108.64                 | 106.03                            |
| 2019            | 105.20  | 108.29                         | 103.48                        | 104.38              | 103.78   | 109.06   | 102.60 | 103.22    | 97.26          | 101.97                 | 105.20    | 110.99                 | 107.72                            |
| 2019. 5         | 105.31  | 108.23                         | 103.51                        | 104.22              | 103.85   | 108.74   | 102.52 | 104.01    | 97.35          | 102.04                 | 105.70    | 110.75                 | 108.09                            |
| 6               | 105.17  | 107.33                         | 103.81                        | 104.34              | 103.77   | 108.48   | 102.84 | 104.27    | 97.19          | 100.91                 | 105.85    | 110.90                 | 107.90                            |
| 7               | 104.91  | 105.84                         | 103.71                        | 104.33              | 102.91   | 109.53   | 102.56 | 104.04    | 96.78          | 102.80                 | 105.79    | 111.06                 | 107.95                            |
| 8               | 105.21  | 107.19                         | 103.78                        | 104.33              | 102.95   | 109.36   | 102.62 | 104.21    | 97.15          | 103.82                 | 105.81    | 111.35                 | 107.89                            |
| 9               | 105.57  | 110.46                         | 104.15                        | 104.37              | 104.03   | 108.93   | 102.75 | 104.26    | 97.42          | 102.48                 | 103.96    | 111.18                 | 107.81                            |
| 10              | 105.80  | 110.79                         | 104.23                        | 104.57              | 104.26   | 109.74   | 102.78 | 104.31    | 97.36          | 103.01                 | 104.36    | 111.25                 | 107.99                            |
| 11              | 105.24  | 107.75                         | 104.04                        | 105.17              | 104.27   | 108.95   | 102.75 | 103.73    | 96.60          | 100.99                 | 104.52    | 111.31                 | 108.06                            |
| 12              | 105.44  | 109.03                         | 104.03                        | 105.18              | 104.38   | 109.34   | 102.80 | 104.02    | 96.55          | 100.05                 | 104.59    | 111.60                 | 107.98                            |
| 2020. 1         | 106.09  | 110.68                         | 104.14                        | 104.85              | 104.40   | 109.44   | 104.18 | 105.27    | 96.17          | 101.52                 | 105.09    | 112.20                 | 109.08                            |
| 2               | 106.06  | 110.31                         | 104.12                        | 105.16              | 104.76   | 109.91   | 104.06 | 105.13    | 96.13          | 100.02                 | 105.22    | 112.00                 | 109.62                            |
| 3               | 105.97  | 111.51                         | 103.94                        | 105.19              | 104.84   | 109.29   | 104.00 | 102.91    | 96.08          | 99.84                  | 105.26    | 111.93                 | 109.65                            |
| 4               | 105.55  | 111.94                         | 103.86                        | 104.31              | 104.83   | 109.06   | 104.16 | 100.47    | 96.70          | 99.58                  | 103.54    | 112.03                 | 109.01                            |
| 5               | 105.32  | 111.18                         | 103.95                        | 105.20              | 104.72   | 109.59   | 104.18 | 98.61     | 96.64          | 100.02                 | 103.37    | 111.54                 | 109.46                            |

|                 | Daegu   | Food & non-alcoholic beverages | Alcoholic beverages & tobacco | Clothing & footwear | Housing, water, electricity, gas & other fuels | 가<br>가<br>Furnishings, household equipment and routine household maintenance | Health | Transport | Communi-cation | Recreation and culture | Education | Restaurants and hotels | Miscellane-ous goods and services |
|-----------------|---------|--------------------------------|-------------------------------|---------------------|--|--|--------|-----------|----------------|------------------------|-----------|------------------------|-----------------------------------|
| 가 <sup>2)</sup> | 1,000.0 | 147.1                          | 16.2                          | 60.6                | 142.0  | 40.2   | 73.4   | 100.3     | 52.1           | 62.3                   | 101.1     | 144.8                  | 59.9                              |
| 2014            | 99.26   | 98.65                          | 64.25                         | 98.56               | 100.62   | 96.59  | 98.44  | 110.91    | 100.26         | 100.20                 | 99.00     | 97.88                  | 96.71                             |
| 2015            | 100.00  | 100.00                         | 100.00                        | 100.00              | 100.00   | 100.00   | 100.00 | 100.00    | 100.00         | 100.00                 | 100.00    | 100.00                 | 100.00                            |
| 2016            | 101.00  | 103.02                         | 100.81                        | 101.76              | 98.58  | 101.41   | 101.15 | 96.19     | 100.08         | 102.06                 | 101.87    | 103.15                 | 103.11                            |
| 2017            | 103.06  | 106.30                         | 102.29                        | 102.79              | 99.18  | 102.13   | 101.85 | 101.65    | 100.37         | 102.52                 | 103.70    | 105.71                 | 105.91                            |
| 2018            | 104.85  | 110.09                         | 102.29                        | 103.92              | 99.92  | 103.97   | 102.05 | 104.99    | 99.54          | 103.13                 | 104.88    | 109.04                 | 106.86                            |
| 2019            | 105.55  | 110.08                         | 102.64                        | 104.71              | 101.49   | 106.28   | 102.55 | 102.23    | 97.30          | 103.01                 | 105.78    | 112.59                 | 108.65                            |
| 2019. 5         | 105.88  | 110.26                         | 102.59                        | 104.62              | 101.49   | 105.78   | 102.44 | 104.11    | 97.40          | 103.16                 | 106.65    | 112.71                 | 109.10                            |
| 6               | 105.76  | 109.42                         | 102.64                        | 104.73              | 101.57   | 105.82   | 102.67 | 104.48    | 97.24          | 102.23                 | 106.62    | 112.74                 | 108.99                            |
| 7               | 105.35  | 108.31                         | 102.67                        | 104.68              | 100.16   | 106.90   | 102.44 | 103.09    | 96.82          | 103.70                 | 106.59    | 112.86                 | 108.85                            |
| 8               | 105.63  | 109.45                         | 102.74                        | 104.68              | 100.35   | 106.45   | 102.42 | 103.00    | 97.21          | 104.51                 | 106.68    | 113.16                 | 108.71                            |
| 9               | 106.05  | 112.22                         | 102.90                        | 104.71              | 102.14   | 105.29   | 102.57 | 103.58    | 97.50          | 103.32                 | 104.84    | 112.94                 | 108.85                            |
| 10              | 106.32  | 112.18                         | 103.07                        | 104.90              | 102.50   | 107.29   | 102.68 | 103.99    | 97.44          | 103.70                 | 104.93    | 113.33                 | 108.69                            |
| 11              | 105.58  | 108.48                         | 102.80                        | 105.53              | 102.40   | 105.69   | 102.76 | 103.79    | 96.64          | 102.00                 | 104.97    | 113.32                 | 108.55                            |
| 12              | 105.75  | 109.09                         | 102.88                        | 105.53              | 102.51   | 106.60   | 102.84 | 104.17    | 96.60          | 101.48                 | 104.97    | 113.33                 | 108.87                            |
| 2020. 1         | 106.25  | 110.51                         | 102.97                        | 105.15              | 102.19   | 105.92   | 104.23 | 105.34    | 96.20          | 102.58                 | 105.06    | 113.69                 | 109.93                            |
| 2               | 106.33  | 110.00                         | 102.99                        | 105.54              | 103.33   | 106.89   | 104.17 | 105.00    | 96.16          | 101.28                 | 105.08    | 113.71                 | 110.54                            |
| 3               | 106.09  | 111.77                         | 102.80                        | 105.50              | 103.08   | 106.17   | 104.03 | 101.71    | 96.11          | 100.98                 | 104.92    | 113.61                 | 110.24                            |
| 4               | 105.28  | 110.94                         | 102.79                        | 104.81              | 102.92   | 106.39   | 104.23 | 96.53     | 96.77          | 101.05                 | 103.39    | 113.61                 | 110.11                            |
| 5               | 104.90  | 111.91                         | 102.85                        | 105.69              | 102.50   | 107.27   | 104.23 | 93.53     | 96.72          | 101.46                 | 101.29    | 113.04                 | 110.54                            |

: 1)

2) 가

:

(2015 ) 가

가

가

가

가

가

가

가

가

## 8. CPI by Regions <sup>1)</sup>

### (By Expenditure Category)

2015=100

|         |                                |                               |                     |  |  |        |           |               |                        |           |                        |                                  | Weight <sup>2)</sup> |
|---------|--------------------------------|-------------------------------|---------------------|--|--|--------|-----------|---------------|------------------------|-----------|------------------------|----------------------------------|----------------------|
| Busan   | Food & non-alcoholic beverages | Alcoholic beverages & tobacco | Clothing & footwear | Housing, water, electricity, gas & other fuels | Furnishings, household equipment and routine household maintenance | Health | Transport | Communication | Recreation and culture | Education | Restaurants and hotels | Miscellaneous goods and services |                      |
| 1,000.0 | 150.7                          | 17.4                          | 59.9                | 139.4  | 42.8   | 80.7   | 105.0     | 51.9          | 64.1                   | 81.9      | 145.6                  | 60.6                             | 2014<br>2015<br>2016 |
| 99.17   | 98.49                          | 65.43                         | 98.75               | 102.15   | 97.05  | 98.84  | 107.80    | 100.25        | 100.24                 | 97.88     | 97.96                  | 96.73                            |                      |
| 100.00  | 100.00                         | 100.00                        | 100.00              | 100.00   | 100.00   | 100.00 | 100.00    | 100.00        | 100.00                 | 100.00    | 100.00                 | 100.00                           |                      |
| 101.18  | 102.30                         | 100.38                        | 101.63              | 99.02  | 101.33   | 101.22 | 97.14     | 100.08        | 101.67                 | 102.38    | 103.58                 | 102.74                           |                      |
| 102.99  | 104.96                         | 101.99                        | 103.01              | 100.33   | 102.86   | 102.25 | 100.86    | 100.35        | 101.71                 | 103.27    | 105.70                 | 105.72                           | 2017<br>2018<br>2019 |
| 104.78  | 108.56                         | 102.07                        | 104.32              | 101.43   | 104.43   | 101.96 | 103.98    | 99.48         | 102.30                 | 104.70    | 109.32                 | 106.18                           |                      |
| 105.29  | 108.87                         | 102.31                        | 104.22              | 102.77   | 106.61   | 102.31 | 102.01    | 97.20         | 102.15                 | 106.11    | 111.34                 | 107.61                           |                      |
| 105.36  | 108.42                         | 102.26                        | 103.91              | 102.69   | 106.48   | 102.20 | 103.20    | 97.29         | 102.38                 | 106.98    | 110.92                 | 107.90                           |                      |
| 105.29  | 107.59                         | 102.31                        | 104.05              | 103.08   | 106.20   | 102.61 | 103.52    | 97.13         | 101.37                 | 106.97    | 111.07                 | 107.80                           | 5. 2019<br>6         |
| 105.02  | 107.24                         | 102.35                        | 104.07              | 101.27   | 106.67   | 102.30 | 102.82    | 96.72         | 102.92                 | 107.03    | 111.29                 | 107.82                           |                      |
| 105.15  | 107.61                         | 102.43                        | 104.07              | 101.31   | 106.16   | 102.31 | 102.77    | 97.09         | 103.84                 | 107.03    | 111.47                 | 107.68                           |                      |
| 105.76  | 111.26                         | 102.59                        | 104.13              | 103.38   | 105.57   | 102.50 | 103.12    | 97.35         | 102.59                 | 104.65    | 111.52                 | 107.47                           |                      |
| 105.70  | 109.86                         | 102.59                        | 104.21              | 103.39   | 107.10   | 102.36 | 103.36    | 97.29         | 102.91                 | 104.68    | 111.86                 | 107.45                           | 10<br>11<br>12       |
| 105.21  | 107.64                         | 102.26                        | 104.89              | 103.45   | 106.57   | 102.45 | 102.95    | 96.53         | 101.18                 | 104.68    | 111.70                 | 107.90                           |                      |
| 105.39  | 108.65                         | 102.23                        | 104.89              | 103.49   | 106.99   | 102.62 | 103.32    | 96.49         | 100.32                 | 104.68    | 111.79                 | 107.82                           |                      |
| 105.92  | 109.94                         | 102.23                        | 104.50              | 103.21   | 106.33   | 103.86 | 104.56    | 96.11         | 101.62                 | 104.79    | 112.26                 | 108.92                           |                      |
| 105.93  | 109.46                         | 102.26                        | 104.89              | 104.02   | 107.26   | 103.66 | 104.27    | 96.06         | 100.52                 | 104.80    | 112.32                 | 109.32                           | 1. 2020<br>2<br>3    |
| 105.63  | 109.54                         | 102.12                        | 104.92              | 104.15   | 106.50   | 103.81 | 101.78    | 96.02         | 100.13                 | 104.73    | 112.21                 | 109.30                           |                      |
| 105.14  | 110.30                         | 102.08                        | 103.79              | 104.38   | 106.75   | 103.73 | 98.32     | 96.64         | 100.13                 | 102.61    | 112.00                 | 108.70                           |                      |
| 104.93  | 110.23                         | 102.14                        | 104.73              | 104.06   | 106.82   | 103.68 | 96.18     | 96.58         | 100.55                 | 102.69    | 111.84                 | 109.07                           |                      |

|         |                                |                               |                     |  |  |        |           |               |                        |           |                        |                                  | Weight <sup>2)</sup> |
|---------|--------------------------------|-------------------------------|---------------------|--|--|--------|-----------|---------------|------------------------|-----------|------------------------|----------------------------------|----------------------|
| Incheon | Food & non-alcoholic beverages | Alcoholic beverages & tobacco | Clothing & footwear | Housing, water, electricity, gas & other fuels | Furnishings, household equipment and routine household maintenance | Health | Transport | Communication | Recreation and culture | Education | Restaurants and hotels | Miscellaneous goods and services |                      |
| 1,000.0 | 138.7                          | 17.6                          | 58.5                | 154.7  | 44.3   | 75.6   | 123.1     | 56.8          | 56.0                   | 95.5      | 128.0                  | 51.2                             | 2014<br>2015<br>2016 |
| 99.02   | 98.63                          | 65.61                         | 98.77               | 100.71   | 97.49  | 98.80  | 107.28    | 100.20        | 100.87                 | 98.39     | 97.73                  | 96.34                            |                      |
| 100.00  | 100.00                         | 100.00                        | 100.00              | 100.00   | 100.00   | 100.00 | 100.00    | 100.00        | 100.00                 | 100.00    | 100.00                 | 100.00                           |                      |
| 100.85  | 101.96                         | 100.55                        | 101.81              | 99.05  | 101.51   | 100.80 | 97.96     | 100.09        | 101.90                 | 101.58    | 101.91                 | 103.97                           |                      |
| 102.77  | 105.08                         | 101.75                        | 103.00              | 100.25   | 102.29   | 101.54 | 101.42    | 100.41        | 101.51                 | 102.35    | 104.99                 | 107.54                           | 2017<br>2018<br>2019 |
| 104.43  | 108.84                         | 102.06                        | 104.10              | 101.10   | 104.93   | 101.17 | 103.51    | 99.57         | 102.10                 | 103.25    | 109.23                 | 107.44                           |                      |
| 104.71  | 109.10                         | 102.79                        | 103.53              | 102.50   | 107.39   | 101.82 | 101.49    | 97.30         | 101.83                 | 102.71    | 111.03                 | 109.67                           |                      |
| 104.83  | 108.66                         | 103.10                        | 103.10              | 102.50   | 106.66   | 101.62 | 102.97    | 97.39         | 102.16                 | 102.98    | 111.02                 | 109.98                           |                      |
| 104.64  | 107.58                         | 103.05                        | 103.22              | 102.62   | 106.67   | 101.98 | 102.74    | 97.24         | 100.98                 | 103.12    | 111.05                 | 109.74                           | 5. 2019<br>6         |
| 104.45  | 107.59                         | 103.05                        | 103.23              | 101.01   | 108.32   | 101.86 | 102.03    | 96.81         | 102.58                 | 103.10    | 111.18                 | 109.95                           |                      |
| 104.64  | 108.03                         | 103.06                        | 103.23              | 101.25   | 107.91   | 101.96 | 102.12    | 97.21         | 103.27                 | 103.15    | 111.39                 | 109.88                           |                      |
| 105.09  | 110.62                         | 103.13                        | 103.24              | 103.20   | 107.13   | 102.08 | 102.47    | 97.49         | 102.22                 | 101.47    | 111.23                 | 109.81                           |                      |
| 105.27  | 111.04                         | 103.26                        | 103.40              | 103.09   | 108.35   | 102.04 | 102.73    | 97.43         | 102.48                 | 101.75    | 111.32                 | 109.83                           | 10<br>11<br>12       |
| 104.76  | 109.01                         | 103.09                        | 103.95              | 103.24   | 107.22   | 102.15 | 102.16    | 96.63         | 100.87                 | 101.74    | 111.07                 | 109.68                           |                      |
| 105.03  | 110.01                         | 103.04                        | 103.95              | 103.49   | 107.95   | 102.12 | 102.77    | 96.58         | 100.25                 | 101.84    | 111.09                 | 109.94                           |                      |
| 105.77  | 111.59                         | 102.86                        | 103.55              | 103.51   | 107.26   | 103.26 | 104.41    | 96.19         | 101.72                 | 101.96    | 112.45                 | 110.91                           |                      |
| 105.79  | 110.70                         | 102.93                        | 103.91              | 104.29   | 108.27   | 103.37 | 104.15    | 96.14         | 100.40                 | 102.19    | 112.46                 | 111.38                           | 1. 2020<br>2<br>3    |
| 105.50  | 111.48                         | 102.85                        | 103.94              | 104.40   | 107.41   | 103.49 | 101.07    | 96.10         | 100.10                 | 102.65    | 112.33                 | 111.31                           |                      |
| 105.00  | 111.45                         | 102.80                        | 103.18              | 104.39   | 107.32   | 103.63 | 98.00     | 96.76         | 100.27                 | 101.39    | 112.35                 | 111.20                           |                      |
| 104.87  | 112.07                         | 102.85                        | 104.06              | 104.18   | 107.76   | 103.55 | 95.89     | 96.71         | 100.77                 | 101.03    | 112.50                 | 111.46                           |                      |

Note: 1) The CPIs for individual areas cannot be used to compare prices among areas.

2) Weights are based on 2017. In other words, weights can't be applied to the indices prior to 2017.

Source: Statistics Korea.

# 8. 가 ( )<sup>1)</sup> ( )

2015=100

|         |         |  |                                     |                        |  | 가<br>가  |        |           |                    |                           |           |                           |  |  |
|---------|---------|--|-------------------------------------|------------------------|--|---|--------|-----------|--------------------|---------------------------|-----------|---------------------------|--|--|
|         | Gwangju | Food &<br>non-<br>alcoholic<br>beverages | Alcoholic<br>beverages<br>& tobacco | Clothing &<br>footwear | Housing,<br>water,<br>electricity,<br>gas & other<br>fuels | Furnishings,<br>household<br>equipment and<br>routine<br>household<br>maintenance | Health | Transport | Communi-<br>cation | Recreation<br>and culture | Education | Restaurants<br>and hotels | Miscellane-<br>ous goods<br>and services |  |
| 가 2)    | 1,000.0 | 136.5                                    | 16.3                                | 78.7                   | 120.0  | 42.7  | 71.5   | 129.8     | 51.4               | 66.6                      | 86.0      | 135.9                     | 64.6                                     |  |
| 2014    | 99.72   | 98.18                                    | 64.92                               | 98.90                  | 101.74   | 98.22   | 98.86  | 110.22    | 100.25             | 99.63                     | 98.74     | 98.55                     | 97.72                                    |  |
| 2015    | 100.00  | 100.00                                   | 100.00                              | 100.00                 | 100.00   | 100.00  | 100.00 | 100.00    | 100.00             | 100.00                    | 100.00    | 100.00                    | 100.00                                   |  |
| 2016    | 100.92  | 102.33                                   | 100.30                              | 101.93                 | 98.17  | 101.93  | 100.68 | 97.23     | 100.08             | 101.52                    | 101.03    | 103.44                    | 104.38                                   |  |
| 2017    | 103.03  | 106.29                                   | 102.48                              | 102.99                 | 99.47  | 102.81  | 101.47 | 101.22    | 100.33             | 101.70                    | 102.35    | 105.61                    | 108.13                                   |  |
| 2018    | 104.24  | 107.39                                   | 102.86                              | 104.18                 | 99.90  | 104.79  | 101.36 | 103.92    | 99.46              | 102.12                    | 103.17    | 108.53                    | 108.66                                   |  |
| 2019    | 104.47  | 107.55                                   | 103.08                              | 104.89                 | 101.49   | 106.76  | 101.63 | 101.65    | 97.17              | 102.20                    | 103.26    | 109.78                    | 110.15                                   |  |
| 2019. 5 | 104.75  | 108.47                                   | 103.12                              | 104.73                 | 101.36   | 106.62  | 101.49 | 102.89    | 97.26              | 102.30                    | 103.94    | 109.38                    | 110.56                                   |  |
| 6       | 104.47  | 106.16                                   | 103.16                              | 104.84                 | 101.71   | 106.48  | 101.82 | 103.20    | 97.10              | 101.40                    | 103.93    | 109.40                    | 110.21                                   |  |
| 7       | 104.13  | 104.87                                   | 103.22                              | 104.87                 | 99.96  | 107.44  | 101.65 | 102.25    | 96.69              | 102.89                    | 103.92    | 109.91                    | 110.15                                   |  |
| 8       | 104.36  | 106.09                                   | 103.28                              | 104.87                 | 99.94  | 106.76  | 101.64 | 102.12    | 97.06              | 103.70                    | 103.92    | 110.24                    | 110.12                                   |  |
| 9       | 104.81  | 109.17                                   | 103.36                              | 104.90                 | 102.20   | 105.80  | 102.02 | 102.49    | 97.32              | 102.75                    | 101.90    | 109.84                    | 110.14                                   |  |
| 10      | 105.15  | 110.01                                   | 103.36                              | 105.14                 | 102.44   | 107.15  | 102.17 | 102.94    | 97.26              | 102.92                    | 101.91    | 110.12                    | 110.27                                   |  |
| 11      | 104.65  | 107.29                                   | 102.86                              | 105.74                 | 102.47   | 106.42  | 102.06 | 102.55    | 96.50              | 101.42                    | 101.89    | 110.48                    | 110.29                                   |  |
| 12      | 104.78  | 107.48                                   | 102.90                              | 105.74                 | 102.80   | 106.84  | 102.12 | 103.06    | 96.45              | 100.95                    | 101.90    | 110.42                    | 110.56                                   |  |
| 2020. 1 | 105.42  | 108.90                                   | 103.08                              | 105.35                 | 102.87   | 106.86  | 103.26 | 104.64    | 96.08              | 102.03                    | 101.94    | 110.96                    | 111.37                                   |  |
| 2       | 105.53  | 109.05                                   | 103.17                              | 105.80                 | 103.48   | 107.38  | 103.09 | 104.52    | 96.04              | 101.02                    | 102.16    | 110.99                    | 111.92                                   |  |
| 3       | 105.15  | 109.82                                   | 102.94                              | 105.82                 | 103.10   | 106.83  | 103.23 | 101.63    | 95.99              | 100.83                    | 102.16    | 110.89                    | 111.80                                   |  |
| 4       | 104.50  | 109.69                                   | 102.93                              | 105.12                 | 103.23   | 106.81  | 103.29 | 98.10     | 96.60              | 100.74                    | 100.33    | 110.87                    | 111.84                                   |  |
| 5       | 104.49  | 111.42                                   | 102.97                              | 106.07                 | 103.26   | 106.95  | 103.23 | 95.31     | 96.54              | 101.26                    | 99.78     | 111.31                    | 112.01                                   |  |

|         |         |  |                                     |                        |  | 가<br>가  |        |           |                    |                           |           |                           |  |  |
|---------|---------|--|-------------------------------------|------------------------|--|---|--------|-----------|--------------------|---------------------------|-----------|---------------------------|--|--|
|         | Ulsan   | Food &<br>non-<br>alcoholic<br>beverages | Alcoholic<br>beverages<br>& tobacco | Clothing &<br>footwear | Housing,<br>water,<br>electricity,<br>gas & other<br>fuels | Furnishings,<br>household<br>equipment and<br>routine<br>household<br>maintenance | Health | Transport | Communi-<br>cation | Recreation<br>and culture | Education | Restaurants<br>and hotels | Miscellane-<br>ous goods<br>and services |  |
| 가 2)    | 1,000.0 | 139.3                                    | 16.5                                | 59.5                   | 129.8  | 44.6  | 69.9   | 135.0     | 53.1               | 65.2                      | 82.5      | 146.7                     | 57.9                                     |  |
| 2014    | 99.54   | 98.54                                    | 65.90                               | 99.11                  | 101.66   | 98.20   | 97.90  | 109.28    | 100.07             | 100.41                    | 98.33     | 97.38                     | 97.51                                    |  |
| 2015    | 100.00  | 100.00                                   | 100.00                              | 100.00                 | 100.00   | 100.00  | 100.00 | 100.00    | 100.00             | 100.00                    | 100.00    | 100.00                    | 100.00                                   |  |
| 2016    | 100.99  | 102.57                                   | 100.61                              | 101.69                 | 98.11  | 102.14  | 101.26 | 97.71     | 100.09             | 101.78                    | 101.80    | 102.64                    | 103.65                                   |  |
| 2017    | 102.86  | 105.74                                   | 101.88                              | 102.89                 | 98.59  | 103.71  | 102.16 | 101.04    | 100.42             | 101.67                    | 103.04    | 105.58                    | 106.54                                   |  |
| 2018    | 103.92  | 107.28                                   | 102.54                              | 103.86                 | 98.31  | 105.89  | 102.03 | 103.16    | 99.59              | 102.47                    | 103.79    | 107.92                    | 107.17                                   |  |
| 2019    | 103.59  | 106.49                                   | 102.93                              | 103.48                 | 97.73  | 107.81  | 102.44 | 101.05    | 97.35              | 102.29                    | 103.89    | 108.52                    | 108.66                                   |  |
| 2019. 5 | 103.74  | 105.92                                   | 103.02                              | 103.17                 | 97.65  | 107.56  | 102.30 | 102.41    | 97.44              | 102.66                    | 104.51    | 108.49                    | 108.81                                   |  |
| 6       | 103.52  | 104.79                                   | 103.05                              | 103.31                 | 97.77  | 107.23  | 102.60 | 102.44    | 97.29              | 101.65                    | 104.50    | 108.48                    | 108.58                                   |  |
| 7       | 103.25  | 104.05                                   | 102.99                              | 103.33                 | 96.07  | 108.17  | 102.40 | 101.69    | 96.85              | 103.15                    | 104.48    | 108.74                    | 109.02                                   |  |
| 8       | 103.46  | 105.03                                   | 102.89                              | 103.33                 | 96.07  | 107.77  | 102.39 | 101.52    | 97.26              | 103.93                    | 104.57    | 109.07                    | 108.87                                   |  |
| 9       | 103.89  | 108.22                                   | 103.15                              | 103.31                 | 97.87  | 106.76  | 102.45 | 101.88    | 97.56              | 102.82                    | 102.65    | 108.81                    | 108.72                                   |  |
| 10      | 104.09  | 108.57                                   | 103.23                              | 103.49                 | 97.96  | 108.47  | 102.48 | 102.14    | 97.50              | 102.98                    | 102.67    | 108.81                    | 108.81                                   |  |
| 11      | 103.42  | 105.54                                   | 103.19                              | 104.06                 | 97.81  | 107.59  | 102.48 | 101.66    | 96.68              | 101.25                    | 102.66    | 108.80                    | 108.70                                   |  |
| 12      | 103.68  | 106.82                                   | 102.96                              | 104.06                 | 97.94  | 108.15  | 102.52 | 102.21    | 96.63              | 100.58                    | 102.66    | 108.88                    | 108.86                                   |  |
| 2020. 1 | 104.48  | 109.47                                   | 103.16                              | 103.67                 | 97.78  | 107.65  | 103.75 | 103.99    | 96.23              | 102.04                    | 102.67    | 109.15                    | 109.83                                   |  |
| 2       | 104.49  | 108.62                                   | 103.32                              | 104.02                 | 98.88  | 108.66  | 103.67 | 104.07    | 96.18              | 100.62                    | 102.64    | 109.08                    | 110.05                                   |  |
| 3       | 104.12  | 109.91                                   | 103.23                              | 103.53                 | 98.78  | 107.81  | 103.72 | 101.03    | 96.14              | 100.42                    | 102.55    | 108.91                    | 110.05                                   |  |
| 4       | 103.48  | 109.60                                   | 103.23                              | 102.58                 | 98.61  | 107.94  | 103.76 | 97.89     | 96.82              | 100.17                    | 100.82    | 109.08                    | 110.15                                   |  |
| 5       | 103.28  | 109.40                                   | 103.07                              | 103.72                 | 98.34  | 108.66  | 103.75 | 95.40     | 96.77              | 100.78                    | 100.97    | 109.34                    | 110.63                                   |  |

|       |    | Ulsan   | Food & non-alcoholic beverages | Alcoholic beverages & tobacco | Clothing & footwear | Housing, water, electricity, gas & other fuels | 가<br>가<br>Furnishings, household equipment and routine household maintenance | Health | Transport | Communi-<br>cation | Recreation and culture | Education | Restaurants and hotels | Miscellane-<br>ous goods and services |
|-------|----|---------|--------------------------------|-------------------------------|---------------------|--|--|--------|-----------|--------------------|------------------------|-----------|------------------------|---------------------------------------|
| 가     | 2) | 1,000.0 | 139.3                          | 16.5                          | 59.5                | 129.8  | 44.6   | 69.9   | 135.0     | 53.1               | 65.2                   | 82.5      | 146.7                  | 57.9                                  |
| 2014  |    | 99.54   | 98.54                          | 65.90                         | 99.11               | 101.66   | 98.20  | 97.90  | 109.28    | 100.07             | 100.41                 | 98.33     | 97.38                  | 97.51                                 |
| 2015  |    | 100.00  | 100.00                         | 100.00                        | 100.00              | 100.00   | 100.00   | 100.00 | 100.00    | 100.00             | 100.00                 | 100.00    | 100.00                 | 100.00                                |
| 2016  |    | 100.99  | 102.57                         | 100.61                        | 101.69              | 98.11  | 102.14   | 101.26 | 97.71     | 100.09             | 101.78                 | 101.80    | 102.64                 | 103.65                                |
| 2017  |    | 102.86  | 105.74                         | 101.88                        | 102.89              | 98.59  | 103.71   | 102.16 | 101.04    | 100.42             | 101.67                 | 103.04    | 105.58                 | 106.54                                |
| 2018  |    | 103.92  | 107.28                         | 102.54                        | 103.86              | 98.31  | 105.89   | 102.03 | 103.16    | 99.59              | 102.47                 | 103.79    | 107.92                 | 107.17                                |
| 2019  |    | 103.59  | 106.49                         | 102.93                        | 103.48              | 97.73  | 107.81   | 102.44 | 101.05    | 97.35              | 102.29                 | 103.89    | 108.52                 | 108.66                                |
| 2019. | 5  | 103.74  | 105.92                         | 103.02                        | 103.17              | 97.65  | 107.56   | 102.30 | 102.41    | 97.44              | 102.66                 | 104.51    | 108.49                 | 108.81                                |
|       | 6  | 103.52  | 104.79                         | 103.05                        | 103.31              | 97.77  | 107.23   | 102.60 | 102.44    | 97.29              | 101.65                 | 104.50    | 108.48                 | 108.58                                |
|       | 7  | 103.25  | 104.05                         | 102.99                        | 103.33              | 96.07  | 108.17   | 102.40 | 101.69    | 96.85              | 103.15                 | 104.48    | 108.74                 | 109.02                                |
|       | 8  | 103.46  | 105.03                         | 102.89                        | 103.33              | 96.07  | 107.77   | 102.39 | 101.52    | 97.26              | 103.93                 | 104.57    | 109.07                 | 108.87                                |
|       | 9  | 103.89  | 108.22                         | 103.15                        | 103.31              | 97.87  | 106.76   | 102.45 | 101.88    | 97.56              | 102.82                 | 102.65    | 108.81                 | 108.72                                |
|       | 10 | 104.09  | 108.57                         | 103.23                        | 103.49              | 97.96  | 108.47   | 102.48 | 102.14    | 97.50              | 102.98                 | 102.67    | 108.81                 | 108.81                                |
|       | 11 | 103.42  | 105.54                         | 103.19                        | 104.06              | 97.81  | 107.59   | 102.48 | 101.66    | 96.68              | 101.25                 | 102.66    | 108.80                 | 108.70                                |
|       | 12 | 103.68  | 106.82                         | 102.96                        | 104.06              | 97.94  | 108.15   | 102.52 | 102.21    | 96.63              | 100.58                 | 102.66    | 108.88                 | 108.86                                |
| 2020. | 1  | 104.48  | 109.47                         | 103.16                        | 103.67              | 97.78  | 107.65   | 103.75 | 103.99    | 96.23              | 102.04                 | 102.67    | 109.15                 | 109.83                                |
|       | 2  | 104.49  | 108.62                         | 103.32                        | 104.02              | 98.88  | 108.66   | 103.67 | 104.07    | 96.18              | 100.62                 | 102.64    | 109.08                 | 110.05                                |
|       | 3  | 104.12  | 109.91                         | 103.23                        | 103.53              | 98.78  | 107.81   | 103.72 | 101.03    | 96.14              | 100.42                 | 102.55    | 108.91                 | 110.05                                |
|       | 4  | 103.48  | 109.60                         | 103.23                        | 102.58              | 98.61  | 107.94   | 103.76 | 97.89     | 96.82              | 100.17                 | 100.82    | 109.08                 | 110.15                                |
|       | 5  | 103.28  | 109.40                         | 103.07                        | 103.72              | 98.34  | 108.66   | 103.75 | 95.40     | 96.77              | 100.78                 | 100.97    | 109.34                 | 110.63                                |

## 8. CPI by Regions (Cont'd) <sup>1)</sup>

### (By Expenditure Category)

2015=100

| Daejeon | Food &<br>non-<br>alcoholic<br>beverages | Alcoholic<br>beverages<br>& tobacco | Clothing &<br>footwear | Housing,<br>water,<br>electricity,<br>gas & other<br>fuels | 가<br>가<br>Furnishings,<br>household<br>equipment and<br>routine<br>household<br>maintenance | Health | Transport | Communi-<br>cation | Recreation<br>and culture | Education | Restaurants<br>and hotels | Miscellane-<br>ous goods<br>and services |                      |
|---------|--|-------------------------------------|------------------------|--|---|--------|-----------|--------------------|---------------------------|-----------|---------------------------|--|----------------------|
| 1,000.0 | 138.1                                    | 15.1                                | 63.4                   | 163.4  | 43.6  | 68.8   | 119.5     | 49.7               | 60.0                      | 100.3     | 119.3                     | 58.8                                     | Weight <sup>2)</sup> |
| 99.80   | 99.23                                    | 66.76                               | 99.04                  | 101.94   | 96.77   | 98.70  | 109.71    | 100.13             | 100.11                    | 98.25     | 97.81                     | 97.36                                    | 2014                 |
| 100.00  | 100.00                                   | 100.00                              | 100.00                 | 100.00   | 100.00  | 100.00 | 100.00    | 100.00             | 100.00                    | 100.00    | 100.00                    | 100.00                                   | 2015                 |
| 100.68  | 102.44                                   | 100.97                              | 101.80                 | 97.68  | 101.17  | 101.05 | 97.63     | 100.08             | 101.74                    | 101.15    | 102.44                    | 103.69                                   | 2016                 |
| 102.35  | 106.27                                   | 102.43                              | 102.91                 | 98.51  | 102.05  | 101.57 | 101.03    | 100.34             | 102.09                    | 101.99    | 103.88                    | 106.53                                   | 2017                 |
| 103.93  | 109.22                                   | 102.66                              | 104.31                 | 99.65  | 103.60  | 101.64 | 103.22    | 99.43              | 102.41                    | 103.53    | 107.16                    | 107.59                                   | 2018                 |
| 104.15  | 110.14                                   | 102.97                              | 103.82                 | 100.76   | 105.27  | 102.19 | 101.04    | 97.12              | 102.21                    | 104.54    | 107.53                    | 108.84                                   | 2019                 |
| 104.42  | 110.54                                   | 102.68                              | 104.09                 | 100.87   | 105.20  | 102.14 | 102.33    | 97.20              | 102.53                    | 104.65    | 107.29                    | 109.28                                   | 5. 2019              |
| 104.19  | 108.64                                   | 103.06                              | 103.20                 | 101.06   | 104.75  | 102.23 | 102.38    | 97.04              | 101.41                    | 105.76    | 107.59                    | 108.81                                   | 6                    |
| 103.84  | 107.80                                   | 103.09                              | 103.22                 | 99.60  | 105.26  | 102.28 | 101.55    | 96.66              | 102.98                    | 105.80    | 107.50                    | 109.14                                   | 7                    |
| 104.06  | 108.52                                   | 103.10                              | 103.23                 | 99.77  | 105.37  | 102.21 | 101.50    | 96.98              | 103.87                    | 105.80    | 107.76                    | 109.04                                   | 8                    |
| 104.34  | 110.99                                   | 103.39                              | 103.27                 | 101.38   | 103.96  | 102.25 | 102.09    | 97.21              | 102.59                    | 103.75    | 107.33                    | 108.89                                   | 9                    |
| 104.61  | 111.81                                   | 103.39                              | 103.45                 | 101.34   | 105.83  | 102.36 | 102.37    | 97.15              | 102.89                    | 103.75    | 107.44                    | 108.94                                   | 10                   |
| 104.03  | 109.13                                   | 103.08                              | 104.12                 | 101.29   | 104.86  | 102.09 | 101.91    | 96.46              | 101.15                    | 103.74    | 107.51                    | 108.84                                   | 11                   |
| 104.32  | 110.54                                   | 103.39                              | 104.12                 | 101.44   | 105.79  | 102.27 | 102.44    | 96.41              | 100.39                    | 103.73    | 107.59                    | 108.85                                   | 12                   |
| 105.05  | 113.11                                   | 103.85                              | 103.72                 | 101.43   | 105.59  | 103.49 | 103.89    | 96.05              | 101.85                    | 103.71    | 107.69                    | 110.14                                   | 1. 2020              |
| 105.01  | 111.86                                   | 104.04                              | 104.08                 | 102.30   | 105.81  | 103.27 | 103.55    | 96.00              | 100.56                    | 104.27    | 107.66                    | 110.66                                   | 2                    |
| 104.61  | 112.41                                   | 103.94                              | 104.10                 | 102.44   | 105.15  | 103.21 | 100.21    | 95.96              | 100.30                    | 104.19    | 107.28                    | 110.73                                   | 3                    |
| 104.04  | 112.78                                   | 103.89                              | 103.36                 | 102.42   | 105.38  | 103.31 | 96.52     | 96.52              | 100.30                    | 102.10    | 107.68                    | 110.66                                   | 4                    |
| 103.86  | 112.75                                   | 104.03                              | 104.26                 | 102.22   | 105.26  | 103.13 | 94.55     | 96.46              | 100.72                    | 101.90    | 108.11                    | 110.82                                   | 5                    |

| Gyeonggi | Food &<br>non-<br>alcoholic<br>beverages | Alcoholic<br>beverages<br>& tobacco | Clothing &<br>footwear | Housing,<br>water,<br>electricity,<br>gas & other<br>fuels | 가<br>가<br>Furnishings,<br>household<br>equipment and<br>routine<br>household<br>maintenance | Health | Transport | Communi-<br>cation | Recreation<br>and culture | Education | Restaurants<br>and hotels | Miscellane-<br>ous goods<br>and services |                      |
|----------|--|-------------------------------------|------------------------|--|---|--------|-----------|--------------------|---------------------------|-----------|---------------------------|--|----------------------|
| 1,000.0  | 131.2                                    | 15.2                                | 59.1                   | 176.4  | 45.3  | 63.7   | 113.8     | 53.6               | 58.6                      | 93.0      | 133.4                     | 56.7                                     | Weight <sup>2)</sup> |
| 99.27    | 98.54                                    | 67.66                               | 98.73                  | 99.56  | 97.33   | 98.73  | 108.70    | 100.22             | 100.40                    | 98.31     | 98.13                     | 97.43                                    | 2014                 |
| 100.00   | 100.00                                   | 100.00                              | 100.00                 | 100.00   | 100.00  | 100.00 | 100.00    | 100.00             | 100.00                    | 100.00    | 100.00                    | 100.00                                   | 2015                 |
| 100.94   | 102.04                                   | 100.71                              | 101.84                 | 99.76  | 101.63  | 100.97 | 98.03     | 100.08             | 101.71                    | 101.53    | 102.04                    | 103.42                                   | 2016                 |
| 102.97   | 105.62                                   | 102.50                              | 102.98                 | 101.87   | 102.66  | 101.93 | 101.35    | 100.35             | 101.71                    | 102.67    | 104.58                    | 105.98                                   | 2017                 |
| 104.50   | 108.33                                   | 102.84                              | 104.05                 | 102.53   | 104.91  | 102.09 | 103.86    | 99.50              | 102.11                    | 104.39    | 107.84                    | 106.53                                   | 2018                 |
| 104.92   | 108.54                                   | 103.71                              | 103.94                 | 103.57   | 107.00  | 102.56 | 101.99    | 97.25              | 101.76                    | 105.25    | 109.80                    | 108.46                                   | 2019                 |
| 105.21   | 108.76                                   | 103.78                              | 103.66                 | 103.67   | 106.72  | 102.44 | 103.11    | 97.34              | 101.94                    | 106.03    | 110.07                    | 108.90                                   | 5. 2019              |
| 105.03   | 107.51                                   | 103.96                              | 103.77                 | 103.72   | 106.32  | 102.83 | 103.30    | 97.19              | 100.92                    | 106.00    | 110.21                    | 108.62                                   | 6                    |
| 104.71   | 106.58                                   | 104.04                              | 103.79                 | 102.41   | 107.40  | 102.60 | 102.46    | 96.78              | 102.21                    | 106.03    | 110.47                    | 108.55                                   | 7                    |
| 104.96   | 107.77                                   | 104.11                              | 103.79                 | 102.49   | 107.02  | 102.59 | 102.50    | 97.15              | 102.99                    | 106.03    | 110.73                    | 108.54                                   | 8                    |
| 105.15   | 110.18                                   | 104.46                              | 103.83                 | 103.96   | 106.22  | 102.64 | 103.00    | 97.42              | 102.03                    | 104.09    | 109.25                    | 108.68                                   | 9                    |
| 105.52   | 110.49                                   | 104.47                              | 104.01                 | 104.10   | 107.40  | 102.76 | 104.52    | 97.36              | 102.45                    | 104.12    | 109.51                    | 108.71                                   | 10                   |
| 104.95   | 107.56                                   | 104.05                              | 104.60                 | 104.00   | 106.65  | 102.67 | 104.00    | 96.59              | 100.88                    | 104.14    | 109.59                    | 108.80                                   | 11                   |
| 105.21   | 108.60                                   | 104.19                              | 104.60                 | 104.28   | 107.09  | 102.80 | 104.48    | 96.55              | 100.30                    | 104.27    | 109.79                    | 108.80                                   | 12                   |
| 105.87   | 110.47                                   | 104.28                              | 104.24                 | 104.20   | 107.16  | 104.14 | 105.82    | 96.15              | 101.52                    | 104.66    | 110.21                    | 109.95                                   | 1. 2020              |
| 105.90   | 109.82                                   | 104.26                              | 104.59                 | 104.95   | 107.57  | 103.99 | 105.56    | 96.11              | 100.33                    | 104.90    | 110.25                    | 110.50                                   | 2                    |
| 105.66   | 111.01                                   | 103.96                              | 104.47                 | 104.92   | 107.00  | 104.06 | 102.72    | 96.06              | 100.10                    | 104.86    | 110.17                    | 110.35                                   | 3                    |
| 104.95   | 110.61                                   | 104.02                              | 103.74                 | 104.66   | 106.90  | 104.17 | 99.15     | 96.70              | 99.87                     | 103.11    | 110.25                    | 109.99                                   | 4                    |
| 104.80   | 111.37                                   | 104.14                              | 104.59                 | 104.21   | 107.27  | 104.17 | 96.55     | 96.65              | 100.25                    | 103.16    | 110.34                    | 110.43                                   | 5                    |

8. 가 ( )<sup>1)</sup>  
( )

2015=100

|         |         |  |                                     |                        |  | 가<br>가  |        |           |                    |                           |           |                           |  |  |
|---------|---------|--|-------------------------------------|------------------------|--|---|--------|-----------|--------------------|---------------------------|-----------|---------------------------|--|--|
|         | Gangwon | Food &<br>non-<br>alcoholic<br>beverages | Alcoholic<br>beverages<br>& tobacco | Clothing &<br>footwear | Housing,<br>water,<br>electricity,<br>gas & other<br>fuels | Furnishings,<br>household<br>equipment and<br>routine<br>household<br>maintenance | Health | Transport | Communi-<br>cation | Recreation<br>and culture | Education | Restaurants<br>and hotels | Miscellane-<br>ous goods<br>and services |  |
| 가 2)    | 1,000.0 | 145.2                                    | 18.4                                | 60.9                   | 134.5  | 49.3  | 75.6   | 144.0     | 53.1               | 61.3                      | 58.0      | 140.9                     | 58.8                                     |  |
| 2014    | 99.96   | 98.41                                    | 66.45                               | 98.83                  | 102.86   | 98.23   | 98.97  | 109.87    | 100.29             | 100.83                    | 98.54     | 98.18                     | 97.77                                    |  |
| 2015    | 100.00  | 100.00                                   | 100.00                              | 100.00                 | 100.00   | 100.00  | 100.00 | 100.00    | 100.00             | 100.00                    | 100.00    | 100.00                    | 100.00                                   |  |
| 2016    | 100.79  | 102.17                                   | 100.67                              | 101.93                 | 98.45  | 101.71  | 100.84 | 97.35     | 100.09             | 102.07                    | 101.32    | 102.63                    | 103.96                                   |  |
| 2017    | 102.80  | 105.53                                   | 101.78                              | 103.03                 | 99.93  | 103.55  | 101.83 | 100.59    | 100.45             | 102.18                    | 102.36    | 105.69                    | 106.36                                   |  |
| 2018    | 104.44  | 107.97                                   | 101.98                              | 104.44                 | 101.68   | 105.98  | 101.60 | 102.83    | 99.59              | 102.90                    | 103.53    | 108.72                    | 107.25                                   |  |
| 2019    | 105.32  | 108.86                                   | 102.85                              | 105.42                 | 103.62   | 107.49  | 101.95 | 101.95    | 97.31              | 103.01                    | 104.24    | 111.70                    | 109.03                                   |  |
| 2019. 5 | 105.51  | 108.81                                   | 102.16                              | 105.26                 | 103.91   | 107.21  | 101.85 | 103.07    | 97.40              | 103.40                    | 104.81    | 111.48                    | 109.29                                   |  |
| 6       | 105.42  | 107.60                                   | 103.05                              | 105.39                 | 104.30   | 106.97  | 102.04 | 103.44    | 97.24              | 102.32                    | 104.84    | 111.68                    | 109.17                                   |  |
| 7       | 105.05  | 106.85                                   | 103.24                              | 105.41                 | 101.81   | 107.82  | 101.89 | 102.83    | 96.82              | 103.71                    | 104.70    | 112.16                    | 109.36                                   |  |
| 8       | 105.30  | 107.76                                   | 103.44                              | 105.40                 | 101.88   | 107.20  | 101.91 | 102.68    | 97.20              | 104.48                    | 105.02    | 112.67                    | 109.20                                   |  |
| 9       | 105.77  | 110.40                                   | 103.45                              | 105.51                 | 104.38   | 106.63  | 102.10 | 102.89    | 97.47              | 103.49                    | 103.01    | 111.99                    | 109.03                                   |  |
| 10      | 105.98  | 110.39                                   | 103.69                              | 105.69                 | 104.43   | 107.79  | 102.15 | 103.37    | 97.41              | 103.72                    | 103.23    | 112.13                    | 109.17                                   |  |
| 11      | 105.45  | 108.29                                   | 103.25                              | 106.30                 | 104.55   | 106.88  | 102.07 | 102.87    | 96.63              | 102.09                    | 103.21    | 112.09                    | 109.32                                   |  |
| 12      | 105.77  | 109.37                                   | 103.36                              | 106.30                 | 104.77   | 107.64  | 102.08 | 103.37    | 96.59              | 101.50                    | 103.46    | 112.33                    | 109.55                                   |  |
| 2020. 1 | 106.65  | 111.78                                   | 103.29                              | 105.90                 | 104.73   | 107.62  | 103.27 | 104.85    | 96.21              | 102.95                    | 103.73    | 113.08                    | 110.78                                   |  |
| 2       | 106.54  | 110.73                                   | 103.26                              | 106.27                 | 105.26   | 108.20  | 103.16 | 104.90    | 96.16              | 101.64                    | 104.10    | 112.79                    | 111.17                                   |  |
| 3       | 106.21  | 111.72                                   | 103.02                              | 106.27                 | 105.37   | 107.58  | 103.25 | 102.04    | 96.11              | 101.45                    | 104.05    | 112.58                    | 111.29                                   |  |
| 4       | 105.51  | 111.60                                   | 103.00                              | 104.98                 | 104.63   | 107.83  | 103.24 | 98.89     | 96.74              | 101.47                    | 102.37    | 112.82                    | 110.91                                   |  |
| 5       | 105.17  | 111.48                                   | 103.13                              | 105.93                 | 103.77   | 108.24  | 103.27 | 96.50     | 96.68              | 101.89                    | 102.34    | 113.02                    | 111.20                                   |  |

|         |          |  |                                     |                        |  | 가<br>가  |        |           |                    |                           |           |                           |  |  |
|---------|----------|--|-------------------------------------|------------------------|--|---|--------|-----------|--------------------|---------------------------|-----------|---------------------------|--|--|
|         | Chungnam | Food &<br>non-<br>alcoholic<br>beverages | Alcoholic<br>beverages<br>& tobacco | Clothing &<br>footwear | Housing,<br>water,<br>electricity,<br>gas & other<br>fuels | Furnishings,<br>household<br>equipment and<br>routine<br>household<br>maintenance | Health | Transport | Communi-<br>cation | Recreation<br>and culture | Education | Restaurants<br>and hotels | Miscellane-<br>ous goods<br>and services |  |
| 가 2)    | 1,000.0  | 140.6                                    | 17.3                                | 61.4                   | 138.7  | 43.6  | 70.1   | 138.3     | 55.9               | 62.0                      | 82.6      | 135.2                     | 54.3                                     |  |
| 2014    | 99.78    | 97.40                                    | 67.87                               | 98.42                  | 102.23   | 96.76   | 98.56  | 109.76    | 100.24             | 100.85                    | 98.97     | 98.44                     | 97.92                                    |  |
| 2015    | 100.00   | 100.00                                   | 100.00                              | 100.00                 | 100.00   | 100.00  | 100.00 | 100.00    | 100.00             | 100.00                    | 100.00    | 100.00                    | 100.00                                   |  |
| 2016    | 100.69   | 102.08                                   | 100.73                              | 101.95                 | 98.41  | 101.15  | 100.89 | 96.83     | 100.08             | 101.69                    | 102.35    | 102.13                    | 103.50                                   |  |
| 2017    | 102.64   | 105.45                                   | 102.19                              | 103.21                 | 99.95  | 102.20  | 101.83 | 100.16    | 100.36             | 101.64                    | 103.37    | 104.63                    | 106.64                                   |  |
| 2018    | 104.11   | 108.26                                   | 102.75                              | 104.30                 | 100.80   | 103.66  | 101.45 | 102.62    | 99.50              | 102.17                    | 104.30    | 107.43                    | 107.94                                   |  |
| 2019    | 104.01   | 108.71                                   | 103.48                              | 104.34                 | 102.17   | 106.02  | 102.04 | 100.29    | 97.22              | 101.61                    | 100.72    | 109.08                    | 109.03                                   |  |
| 2019. 5 | 104.10   | 108.99                                   | 103.41                              | 104.08                 | 102.42   | 105.74  | 102.04 | 101.29    | 97.31              | 101.83                    | 99.69     | 108.78                    | 109.20                                   |  |
| 6       | 103.88   | 107.55                                   | 103.64                              | 104.20                 | 102.29   | 105.70  | 102.07 | 101.67    | 97.16              | 100.78                    | 99.85     | 108.80                    | 109.04                                   |  |
| 7       | 103.57   | 106.80                                   | 103.70                              | 104.17                 | 100.48   | 106.37  | 102.11 | 101.08    | 96.74              | 102.09                    | 99.82     | 109.06                    | 109.28                                   |  |
| 8       | 103.90   | 108.49                                   | 103.76                              | 104.18                 | 100.60   | 106.08  | 102.13 | 100.89    | 97.12              | 102.77                    | 99.83     | 109.46                    | 109.20                                   |  |
| 9       | 104.43   | 110.54                                   | 104.11                              | 104.22                 | 102.74   | 105.45  | 102.08 | 101.42    | 97.39              | 101.94                    | 99.83     | 108.94                    | 109.21                                   |  |
| 10      | 104.52   | 110.23                                   | 104.08                              | 104.38                 | 102.82   | 106.63  | 102.00 | 101.78    | 97.33              | 102.12                    | 99.86     | 109.00                    | 109.18                                   |  |
| 11      | 103.92   | 107.07                                   | 103.80                              | 104.92                 | 103.03   | 105.88  | 102.02 | 101.28    | 96.56              | 100.65                    | 99.96     | 108.98                    | 109.19                                   |  |
| 12      | 104.25   | 108.65                                   | 103.89                              | 104.92                 | 103.19   | 106.50  | 102.21 | 101.77    | 96.51              | 100.10                    | 99.96     | 109.13                    | 109.29                                   |  |
| 2020. 1 | 105.00   | 110.71                                   | 104.03                              | 104.53                 | 103.40   | 106.11  | 103.51 | 103.29    | 96.13              | 101.22                    | 99.94     | 109.73                    | 110.11                                   |  |
| 2       | 105.02   | 110.47                                   | 104.16                              | 104.89                 | 103.74   | 107.05  | 103.37 | 103.01    | 96.08              | 100.13                    | 100.22    | 109.78                    | 110.71                                   |  |
| 3       | 104.74   | 111.45                                   | 103.76                              | 104.84                 | 104.14   | 106.44  | 103.42 | 100.26    | 96.03              | 99.98                     | 100.12    | 109.51                    | 110.79                                   |  |
| 4       | 104.22   | 111.51                                   | 103.69                              | 103.71                 | 103.98   | 105.66  | 103.38 | 96.89     | 96.67              | 100.21                    | 100.13    | 109.82                    | 110.48                                   |  |
| 5       | 103.77   | 111.55                                   | 103.86                              | 104.62                 | 102.62   | 106.28  | 103.41 | 94.43     | 96.62              | 100.70                    | 99.42     | 109.85                    | 111.01                                   |  |

## 8. CPI by Regions (Cont'd) <sup>1)</sup>

### (By Expenditure Category)

2015=100

| Chungbuk | Food & non-alcoholic beverages | Alcoholic beverages & tobacco | Clothing & footwear | Housing, water, electricity, gas & other fuels | Furnishings, household equipment and routine household maintenance | Health | Transport | Communication | Recreation and culture | Education | Restaurants and hotels | Miscellaneous goods and services |                      |
|----------|--------------------------------|-------------------------------|---------------------|--|--|--------|-----------|---------------|------------------------|-----------|------------------------|----------------------------------|----------------------|
| 1,000.0  | 140.1                          | 16.9                          | 65.6                | 138.2  | 48.6   | 76.7   | 121.1     | 57.2          | 60.2                   | 85.6      | 129.3                  | 60.5                             | Weight <sup>2)</sup> |
| 100.15   | 98.78                          | 67.02                         | 98.57               | 103.27   | 97.51  | 98.80  | 110.16    | 100.13        | 100.48                 | 99.10     | 98.19                  | 97.98                            | 2014                 |
| 100.00   | 100.00                         | 100.00                        | 100.00              | 100.00   | 100.00   | 100.00 | 100.00    | 100.00        | 100.00                 | 100.00    | 100.00                 | 100.00                           | 2015                 |
| 100.57   | 102.50                         | 100.57                        | 101.80              | 98.05  | 101.18   | 100.93 | 96.26     | 100.07        | 102.02                 | 101.05    | 101.96                 | 103.77                           | 2016                 |
| 102.58   | 105.53                         | 102.04                        | 102.84              | 99.49  | 103.02   | 101.93 | 100.19    | 100.29        | 102.21                 | 102.03    | 105.10                 | 106.05                           | 2017                 |
| 104.26   | 108.83                         | 102.35                        | 104.06              | 100.63   | 104.87   | 101.71 | 103.05    | 99.39         | 102.70                 | 103.16    | 108.18                 | 107.63                           | 2018                 |
| 104.64   | 109.29                         | 103.18                        | 104.72              | 102.30   | 107.02   | 101.99 | 101.08    | 97.09         | 102.61                 | 103.85    | 108.78                 | 110.18                           | 2019                 |
| 104.83   | 109.66                         | 103.27                        | 104.56              | 102.64   | 106.69   | 101.99 | 102.01    | 97.17         | 102.79                 | 104.27    | 108.28                 | 110.51                           | 5. 2019              |
| 104.66   | 108.19                         | 103.40                        | 104.69              | 102.80   | 106.55   | 102.20 | 102.43    | 97.02         | 101.73                 | 104.26    | 108.49                 | 110.16                           | 6                    |
| 104.19   | 106.86                         | 103.44                        | 104.71              | 100.52   | 107.20   | 101.88 | 101.58    | 96.62         | 103.39                 | 104.23    | 108.70                 | 110.62                           | 7                    |
| 104.45   | 108.32                         | 103.53                        | 104.71              | 100.67   | 106.86   | 101.93 | 101.36    | 96.96         | 104.39                 | 104.47    | 108.69                 | 110.35                           | 8                    |
| 105.15   | 111.23                         | 103.79                        | 104.75              | 102.96   | 105.98   | 101.97 | 102.94    | 97.20         | 103.28                 | 103.12    | 108.54                 | 110.44                           | 9                    |
| 105.34   | 111.06                         | 103.88                        | 104.92              | 103.12   | 107.53   | 101.97 | 103.43    | 97.14         | 103.49                 | 103.13    | 108.83                 | 110.20                           | 10                   |
| 104.79   | 108.38                         | 103.47                        | 105.53              | 103.07   | 106.99   | 101.88 | 103.06    | 96.41         | 101.72                 | 103.22    | 108.83                 | 110.37                           | 11                   |
| 105.03   | 109.54                         | 103.47                        | 105.53              | 103.26   | 106.96   | 101.95 | 103.73    | 96.37         | 101.00                 | 103.22    | 109.11                 | 109.91                           | 12                   |
| 105.74   | 111.17                         | 103.60                        | 105.07              | 103.52   | 106.47   | 103.27 | 105.14    | 96.01         | 102.45                 | 103.24    | 109.73                 | 111.33                           | 1. 2020              |
| 105.64   | 110.11                         | 103.64                        | 105.37              | 104.15   | 107.08   | 103.06 | 104.99    | 95.96         | 101.00                 | 103.47    | 109.73                 | 111.53                           | 2                    |
| 105.37   | 111.45                         | 103.12                        | 105.38              | 104.05   | 106.42   | 103.19 | 102.02    | 95.91         | 100.71                 | 103.53    | 109.49                 | 111.58                           | 3                    |
| 104.68   | 111.27                         | 103.09                        | 104.64              | 103.61   | 106.55   | 103.31 | 97.91     | 96.50         | 100.78                 | 102.42    | 109.52                 | 111.39                           | 4                    |
| 104.50   | 111.82                         | 103.25                        | 105.52              | 103.23   | 106.75   | 103.27 | 95.06     | 96.43         | 101.30                 | 102.25    | 109.96                 | 111.73                           | 5                    |

| Jeonbuk | Food & non-alcoholic beverages | Alcoholic beverages & tobacco | Clothing & footwear | Housing, water, electricity, gas & other fuels | Furnishings, household equipment and routine household maintenance | Health | Transport | Communication | Recreation and culture | Education | Restaurants and hotels | Miscellaneous goods and services |                      |
|---------|--------------------------------|-------------------------------|---------------------|--|--|--------|-----------|---------------|------------------------|-----------|------------------------|----------------------------------|----------------------|
| 1,000.0 | 156.3                          | 13.4                          | 73.1                | 136.9  | 42.0   | 72.1   | 119.5     | 58.8          | 55.9                   | 85.1      | 126.2                  | 60.7                             | Weight <sup>2)</sup> |
| 100.03  | 98.16                          | 68.13                         | 98.78               | 102.65   | 97.02  | 98.90  | 111.33    | 100.24        | 100.43                 | 98.63     | 97.61                  | 97.77                            | 2014                 |
| 100.00  | 100.00                         | 100.00                        | 100.00              | 100.00   | 100.00   | 100.00 | 100.00    | 100.00        | 100.00                 | 100.00    | 100.00                 | 100.00                           | 2015                 |
| 100.54  | 102.41                         | 100.76                        | 101.50              | 98.07  | 101.31   | 100.87 | 96.31     | 100.09        | 101.76                 | 100.84    | 102.51                 | 103.55                           | 2016                 |
| 102.40  | 104.98                         | 102.34                        | 102.39              | 99.02  | 102.52   | 101.65 | 100.74    | 100.43        | 101.81                 | 101.69    | 104.86                 | 107.01                           | 2017                 |
| 104.15  | 108.62                         | 102.65                        | 103.98              | 99.79  | 104.12   | 101.72 | 104.01    | 99.55         | 102.42                 | 102.94    | 107.93                 | 107.53                           | 2018                 |
| 104.48  | 109.16                         | 103.54                        | 102.98              | 101.49   | 105.80   | 102.17 | 101.09    | 97.24         | 102.29                 | 103.42    | 110.45                 | 109.41                           | 2019                 |
| 104.78  | 109.27                         | 103.76                        | 102.43              | 101.62   | 105.73   | 102.27 | 102.83    | 97.33         | 102.71                 | 103.98    | 110.26                 | 109.95                           | 5. 2019              |
| 104.48  | 107.70                         | 103.82                        | 102.48              | 101.89   | 105.23   | 102.33 | 102.96    | 97.17         | 101.48                 | 104.08    | 110.28                 | 109.43                           | 6                    |
| 103.98  | 106.83                         | 103.91                        | 102.51              | 99.62  | 106.07   | 102.10 | 101.83    | 96.77         | 102.79                 | 104.11    | 110.43                 | 109.41                           | 7                    |
| 104.23  | 107.94                         | 104.16                        | 102.51              | 99.56  | 105.38   | 102.15 | 101.85    | 97.12         | 103.70                 | 104.13    | 110.69                 | 109.52                           | 8                    |
| 104.99  | 111.42                         | 104.16                        | 102.60              | 102.15   | 105.20   | 102.15 | 102.35    | 97.37         | 102.70                 | 102.20    | 110.77                 | 109.56                           | 9                    |
| 105.09  | 110.91                         | 103.98                        | 102.75              | 102.29   | 106.36   | 102.17 | 102.92    | 97.31         | 102.99                 | 102.21    | 110.87                 | 109.68                           | 10                   |
| 104.47  | 107.85                         | 103.53                        | 103.38              | 102.43   | 105.33   | 102.14 | 102.50    | 96.57         | 101.31                 | 102.35    | 110.92                 | 109.59                           | 11                   |
| 104.78  | 108.72                         | 103.95                        | 103.37              | 102.52   | 105.76   | 102.42 | 103.52    | 96.52         | 100.85                 | 102.40    | 111.06                 | 109.67                           | 12                   |
| 105.64  | 111.67                         | 103.73                        | 103.01              | 102.52   | 105.54   | 103.73 | 104.81    | 96.16         | 102.28                 | 102.45    | 111.65                 | 110.59                           | 1. 2020              |
| 105.59  | 111.29                         | 103.95                        | 103.30              | 103.19   | 106.00   | 103.65 | 104.18    | 96.11         | 101.01                 | 102.48    | 111.64                 | 111.17                           | 2                    |
| 105.27  | 112.43                         | 103.60                        | 103.34              | 103.16   | 105.22   | 103.68 | 100.77    | 96.06         | 100.73                 | 102.50    | 111.43                 | 111.13                           | 3                    |
| 104.50  | 112.28                         | 103.49                        | 102.68              | 103.03   | 105.13   | 103.79 | 96.22     | 96.65         | 100.77                 | 100.68    | 111.38                 | 111.02                           | 4                    |
| 104.09  | 111.87                         | 103.67                        | 103.50              | 102.29   | 105.69   | 103.80 | 93.07     | 96.60         | 101.23                 | 100.79    | 111.43                 | 111.24                           | 5                    |

8. 가 ( )<sup>1)</sup>  
( )

2015=100

|                 | Jeonnam | Food & non-alcoholic beverages | Alcoholic beverages & tobacco | Clothing & footwear | Housing, water, electricity, gas & other fuels | Furnishings, household equipment and routine household maintenance | Health | Transport | Communication | Recreation and culture | Education | Restaurants and hotels | Miscellaneous goods and services |
|-----------------|---------|--------------------------------|-------------------------------|---------------------|--|--|--------|-----------|---------------|------------------------|-----------|------------------------|----------------------------------|
| 가 <sup>2)</sup> | 1,000.0 | 172.1                          | 17.5                          | 69.2                | 114.0  | 41.9   | 76.5   | 132.4     | 56.9          | 66.7                   | 64.9      | 126.1                  | 61.8                             |
| 2014            | 100.03  | 99.19                          | 66.30                         | 98.78               | 103.32   | 98.07  | 98.69  | 110.55    | 100.19        | 100.59                 | 98.49     | 98.24                  | 97.95                            |
| 2015            | 100.00  | 100.00                         | 100.00                        | 100.00              | 100.00   | 100.00   | 100.00 | 100.00    | 100.00        | 100.00                 | 100.00    | 100.00                 | 100.00                           |
| 2016            | 100.94  | 103.45                         | 100.16                        | 101.65              | 98.31  | 101.84   | 100.89 | 96.41     | 100.08        | 101.74                 | 102.75    | 101.21                 | 104.33                           |
| 2017            | 103.08  | 106.75                         | 101.82                        | 102.78              | 100.04   | 103.57   | 101.84 | 100.92    | 100.37        | 101.60                 | 103.98    | 102.98                 | 108.85                           |
| 2018            | 104.63  | 109.43                         | 101.76                        | 104.01              | 100.92   | 105.13   | 101.67 | 103.28    | 99.49         | 102.21                 | 105.64    | 106.30                 | 109.29                           |
| 2019            | 104.97  | 110.52                         | 102.17                        | 103.98              | 102.55   | 107.13   | 102.10 | 100.97    | 97.18         | 101.92                 | 104.85    | 108.57                 | 110.71                           |
| 2019. 5         | 105.23  | 110.25                         | 102.11                        | 103.60              | 102.85   | 106.82   | 102.01 | 102.16    | 97.27         | 102.17                 | 107.02    | 108.46                 | 110.81                           |
| 6               | 104.94  | 108.94                         | 102.26                        | 103.76              | 102.87   | 106.65   | 102.28 | 102.70    | 97.11         | 101.00                 | 105.90    | 108.56                 | 110.46                           |
| 7               | 104.55  | 108.20                         | 102.29                        | 103.78              | 100.24   | 107.41   | 102.17 | 101.95    | 96.72         | 102.80                 | 105.29    | 108.84                 | 110.82                           |
| 8               | 104.85  | 109.30                         | 102.37                        | 103.79              | 100.35   | 107.06   | 102.14 | 101.69    | 97.06         | 103.68                 | 105.36    | 109.28                 | 110.99                           |
| 9               | 105.40  | 112.54                         | 102.47                        | 103.84              | 103.27   | 106.38   | 102.12 | 102.01    | 97.31         | 102.41                 | 101.69    | 108.97                 | 110.96                           |
| 10              | 105.77  | 113.40                         | 102.49                        | 104.00              | 103.58   | 107.85   | 102.23 | 102.44    | 97.25         | 102.71                 | 101.83    | 109.04                 | 111.15                           |
| 11              | 105.06  | 110.39                         | 102.22                        | 104.55              | 103.59   | 107.11   | 102.19 | 102.15    | 96.51         | 100.90                 | 101.88    | 109.01                 | 111.16                           |
| 12              | 105.36  | 111.75                         | 102.32                        | 104.55              | 103.69   | 107.39   | 102.32 | 102.60    | 96.46         | 99.97                  | 101.88    | 109.23                 | 111.24                           |
| 2020. 1         | 106.09  | 113.21                         | 102.43                        | 104.22              | 103.69   | 107.43   | 103.51 | 104.23    | 96.10         | 101.53                 | 101.86    | 109.71                 | 112.22                           |
| 2               | 105.94  | 112.30                         | 102.45                        | 104.55              | 104.25   | 107.59   | 103.22 | 104.30    | 96.05         | 100.10                 | 101.93    | 109.63                 | 112.78                           |
| 3               | 105.72  | 113.80                         | 102.23                        | 103.91              | 104.06   | 107.15   | 103.32 | 101.52    | 96.00         | 99.92                  | 101.90    | 109.66                 | 112.58                           |
| 4               | 105.17  | 113.92                         | 102.24                        | 102.98              | 103.81   | 107.03   | 103.47 | 97.73     | 96.60         | 99.93                  | 102.01    | 109.72                 | 112.30                           |
| 5               | 104.89  | 114.43                         | 102.34                        | 103.81              | 102.84   | 107.59   | 103.57 | 94.75     | 96.55         | 100.47                 | 101.52    | 109.99                 | 112.85                           |

|                 | Gyeongnam | Food & non-alcoholic beverages | Alcoholic beverages & tobacco | Clothing & footwear | Housing, water, electricity, gas & other fuels | Furnishings, household equipment and routine household maintenance | Health | Transport | Communication | Recreation and culture | Education | Restaurants and hotels | Miscellaneous goods and services |
|-----------------|-----------|--------------------------------|-------------------------------|---------------------|--|--|--------|-----------|---------------|------------------------|-----------|------------------------|----------------------------------|
| 가 <sup>2)</sup> | 1,000.0   | 155.2                          | 18.5                          | 61.9                | 134.9  | 48.0   | 82.6   | 103.9     | 56.4          | 61.3                   | 77.8      | 136.4                  | 63.1                             |
| 2014            | 99.45     | 98.98                          | 66.13                         | 98.80               | 102.24   | 97.74  | 98.76  | 110.61    | 100.10        | 100.23                 | 98.36     | 95.86                  | 97.39                            |
| 2015            | 100.00    | 100.00                         | 100.00                        | 100.00              | 100.00   | 100.00   | 100.00 | 100.00    | 100.00        | 100.00                 | 100.00    | 100.00                 | 100.00                           |
| 2016            | 100.93    | 102.16                         | 100.69                        | 101.87              | 98.65  | 101.36   | 100.97 | 97.49     | 100.09        | 101.79                 | 101.26    | 102.86                 | 103.47                           |
| 2017            | 102.55    | 104.61                         | 102.03                        | 102.96              | 99.40  | 102.33   | 101.85 | 100.76    | 100.41        | 102.13                 | 102.03    | 104.86                 | 106.60                           |
| 2018            | 103.96    | 108.07                         | 102.27                        | 104.05              | 99.18  | 104.49   | 101.49 | 103.79    | 99.59         | 102.69                 | 103.37    | 106.73                 | 108.43                           |
| 2019            | 104.05    | 108.39                         | 102.57                        | 103.67              | 99.80  | 106.74   | 101.63 | 101.38    | 97.34         | 102.79                 | 103.66    | 107.41                 | 110.25                           |
| 2019. 5         | 104.27    | 108.86                         | 102.34                        | 103.46              | 99.99  | 106.33   | 101.50 | 102.99    | 97.44         | 103.03                 | 104.23    | 106.84                 | 110.60                           |
| 6               | 104.09    | 107.76                         | 102.58                        | 103.24              | 99.90  | 106.19   | 101.82 | 103.52    | 97.28         | 102.22                 | 104.22    | 106.93                 | 110.17                           |
| 7               | 103.75    | 106.85                         | 102.61                        | 103.23              | 98.13  | 107.13   | 101.56 | 102.52    | 96.84         | 103.34                 | 104.45    | 107.45                 | 110.14                           |
| 8               | 103.79    | 106.44                         | 102.76                        | 103.27              | 98.20  | 106.66   | 101.54 | 102.45    | 97.26         | 103.87                 | 104.45    | 107.81                 | 110.28                           |
| 9               | 104.29    | 109.38                         | 102.88                        | 103.31              | 100.17   | 105.86   | 101.55 | 102.76    | 97.56         | 103.04                 | 102.43    | 107.57                 | 110.36                           |
| 10              | 104.51    | 109.57                         | 102.92                        | 103.48              | 100.35   | 107.40   | 101.64 | 103.16    | 97.50         | 103.34                 | 102.42    | 107.69                 | 110.42                           |
| 11              | 103.92    | 106.72                         | 102.61                        | 104.00              | 100.29   | 106.52   | 101.70 | 102.93    | 96.67         | 102.00                 | 102.44    | 107.77                 | 110.51                           |
| 12              | 104.22    | 108.21                         | 102.81                        | 104.00              | 100.21   | 107.38   | 101.92 | 103.30    | 96.62         | 101.61                 | 102.47    | 107.77                 | 110.55                           |
| 2020. 1         | 104.95    | 110.30                         | 102.96                        | 103.64              | 99.74  | 106.66   | 103.11 | 105.80    | 96.21         | 102.65                 | 102.41    | 108.25                 | 111.75                           |
| 2               | 105.05    | 110.24                         | 103.31                        | 104.02              | 100.90   | 107.40   | 102.73 | 105.47    | 96.17         | 101.69                 | 102.87    | 108.00                 | 111.77                           |
| 3               | 104.74    | 110.69                         | 103.05                        | 104.12              | 100.76   | 106.71   | 102.91 | 102.40    | 96.12         | 101.52                 | 102.79    | 107.86                 | 112.25                           |
| 4               | 104.27    | 111.33                         | 102.97                        | 103.42              | 100.42   | 106.38   | 103.06 | 97.96     | 96.82         | 101.42                 | 101.37    | 108.24                 | 112.55                           |
| 5               | 104.00    | 111.47                         | 103.11                        | 104.10              | 99.84  | 106.90   | 102.97 | 95.00     | 96.77         | 101.81                 | 101.14    | 108.50                 | 112.79                           |

## 8. CPI by Regions (Cont'd) <sup>1)</sup>

### (By Expenditure Category)

2015=100

|           |  |                                     |                        |  | 가<br>가  |        |           |                    |                           |           |                           |  |  |  |
|-----------|--|-------------------------------------|------------------------|--|---|--------|-----------|--------------------|---------------------------|-----------|---------------------------|--|--|--|
| Gyeongbuk | Food &<br>non-<br>alcoholic<br>beverages | Alcoholic<br>beverages<br>& tobacco | Clothing &<br>footwear | Housing,<br>water,<br>electricity,<br>gas & other<br>fuels | Furnishings,<br>household<br>equipment and<br>routine<br>household<br>maintenance | Health | Transport | Communi-<br>cation | Recreation<br>and culture | Education | Restaurants<br>and hotels | Miscellane-<br>ous goods<br>and services |  |  |
| 1,000.0   | 147.8                                    | 16.9                                | 69.9                   | 124.1  | 45.6  | 75.2   | 123.4     | 56.1               | 62.5                      | 83.8      | 137.2                     | 57.5                                     | Weight <sup>2)</sup><br>2014<br>2015<br>2016 |  |
| 99.96     | 98.48                                    | 64.71                               | 98.61                  | 103.69   | 98.06   | 98.67  | 111.59    | 100.19             | 99.85                     | 98.29     | 98.14                     | 97.71                                    |  |  |
| 100.00    | 100.00                                   | 100.00                              | 100.00                 | 100.00   | 100.00  | 100.00 | 100.00    | 100.00             | 100.00                    | 100.00    | 100.00                    | 100.00                                   |  |  |
| 100.69    | 102.35                                   | 100.67                              | 101.84                 | 97.44  | 101.74  | 101.09 | 96.90     | 100.08             | 102.00                    | 101.93    | 102.01                    | 103.43                                   |  |  |
| 102.55    | 105.37                                   | 101.95                              | 103.08                 | 98.16  | 102.82  | 102.05 | 100.89    | 100.39             | 102.11                    | 103.30    | 104.04                    | 106.70                                   | 2017<br>2018<br>2019                         |  |
| 104.08    | 108.99                                   | 102.15                              | 104.20                 | 98.30  | 105.14  | 101.86 | 103.99    | 99.52              | 102.63                    | 104.79    | 106.34                    | 106.87                                   |  |  |
| 104.26    | 108.57                                   | 102.52                              | 104.42                 | 99.34  | 106.69  | 102.21 | 101.05    | 97.22              | 102.71                    | 106.05    | 108.66                    | 107.94                                   |  |  |
| 104.54    | 108.69                                   | 102.37                              | 104.10                 | 99.48  | 106.50  | 102.22 | 102.74    | 97.31              | 103.04                    | 106.59    | 108.63                    | 108.00                                   | 5. 2019<br>6                                 |  |
| 104.38    | 107.54                                   | 102.48                              | 104.23                 | 99.67  | 106.11  | 102.50 | 103.08    | 97.15              | 102.00                    | 106.58    | 108.75                    | 107.60                                   |  |  |
| 104.00    | 106.80                                   | 102.51                              | 104.25                 | 97.55  | 107.31  | 102.29 | 101.87    | 96.75              | 103.43                    | 106.56    | 108.95                    | 107.98                                   | 7  |  |
| 104.17    | 107.67                                   | 102.55                              | 104.25                 | 97.61  | 106.31  | 102.20 | 101.76    | 97.10              | 104.14                    | 106.57    | 109.32                    | 107.91                                   | 8  |  |
| 104.50    | 109.41                                   | 102.69                              | 104.29                 | 99.67  | 105.49  | 102.20 | 102.33    | 97.36              | 102.98                    | 105.04    | 109.01                    | 107.89                                   | 9  |  |
| 104.81    | 109.89                                   | 102.93                              | 104.49                 | 100.02   | 106.91  | 102.21 | 102.89    | 97.30              | 103.23                    | 105.12    | 108.98                    | 108.22                                   | 10   |  |
| 104.24    | 107.12                                   | 102.82                              | 105.02                 | 100.19   | 106.12  | 102.13 | 102.56    | 96.56              | 101.65                    | 105.12    | 108.96                    | 108.38                                   | 11   |  |
| 104.56    | 108.55                                   | 102.85                              | 105.02                 | 100.44   | 107.03  | 102.14 | 102.95    | 96.51              | 101.11                    | 105.16    | 109.07                    | 108.53                                   | 12   |  |
| 105.12    | 110.21                                   | 102.97                              | 104.62                 | 100.01   | 106.34  | 103.41 | 104.41    | 96.13              | 102.35                    | 105.19    | 109.42                    | 109.28                                   | 1. 2020<br>2<br>3                            |  |
| 105.22    | 110.16                                   | 102.98                              | 105.01                 | 100.88   | 107.16  | 103.24 | 104.35    | 96.08              | 101.27                    | 105.27    | 109.41                    | 109.53                                   |  |  |
| 104.77    | 110.88                                   | 102.69                              | 105.06                 | 100.93   | 106.52  | 103.30 | 100.82    | 96.04              | 100.96                    | 105.18    | 109.25                    | 108.92                                   |  |  |
| 103.93    | 110.75                                   | 102.76                              | 104.35                 | 100.35   | 106.32  | 103.33 | 96.03     | 96.65              | 100.93                    | 103.78    | 109.30                    | 108.69                                   | 4  |  |
| 103.50    | 110.77                                   | 102.77                              | 105.25                 | 99.41  | 107.01  | 103.40 | 92.92     | 96.59              | 101.31                    | 103.56    | 108.95                    | 109.06                                   | 5  |  |

|         |  |                                     |                        |  | 가<br>가  |        |           |                    |                           |           |                           |  |  |  |
|---------|--|-------------------------------------|------------------------|--|---|--------|-----------|--------------------|---------------------------|-----------|---------------------------|--|--|--|
| Jeju    | Food &<br>non-<br>alcoholic<br>beverages | Alcoholic<br>beverages<br>& tobacco | Clothing &<br>footwear | Housing,<br>water,<br>electricity,<br>gas & other<br>fuels | Furnishings,<br>household<br>equipment and<br>routine<br>household<br>maintenance | Health | Transport | Communi-<br>cation | Recreation<br>and culture | Education | Restaurants<br>and hotels | Miscellane-<br>ous goods<br>and services |  |  |
| 1,000.0 | 156.8                                    | 18.8                                | 55.0                   | 116.5  | 41.6  | 64.3   | 152.4     | 53.7               | 58.7                      | 77.8      | 145.9                     | 58.5                                     | Weight <sup>2)</sup><br>2014<br>2015<br>2016 |  |
| 99.37   | 97.54                                    | 66.84                               | 98.60                  | 102.13   | 97.28   | 98.83  | 108.29    | 100.41             | 100.40                    | 99.40     | 97.95                     | 96.72                                    |  |  |
| 100.00  | 100.00                                   | 100.00                              | 100.00                 | 100.00   | 100.00  | 100.00 | 100.00    | 100.00             | 100.00                    | 100.00    | 100.00                    | 100.00                                   |  |  |
| 101.29  | 102.41                                   | 100.37                              | 102.13                 | 100.12   | 101.26  | 101.15 | 97.34     | 100.09             | 102.19                    | 100.90    | 103.57                    | 103.88                                   |  |  |
| 103.62  | 105.05                                   | 101.57                              | 103.29                 | 103.00   | 102.69  | 101.89 | 101.44    | 100.43             | 102.50                    | 101.43    | 106.87                    | 108.29                                   | 2017<br>2018<br>2019                         |  |
| 105.42  | 109.20                                   | 101.84                              | 104.47                 | 105.39   | 104.65  | 101.81 | 102.93    | 99.57              | 102.99                    | 102.64    | 109.38                    | 109.52                                   |  |  |
| 105.76  | 110.05                                   | 102.50                              | 104.61                 | 106.01   | 107.03  | 102.18 | 101.47    | 97.32              | 102.44                    | 104.46    | 110.58                    | 110.65                                   |  |  |
| 106.03  | 110.87                                   | 102.42                              | 104.97                 | 106.70   | 107.05  | 102.00 | 101.65    | 97.43              | 102.65                    | 104.26    | 110.66                    | 110.84                                   | 5. 2019<br>6                                 |  |
| 105.80  | 109.43                                   | 102.70                              | 104.20                 | 106.72   | 106.65  | 102.25 | 102.50    | 97.27              | 101.97                    | 104.25    | 110.38                    | 110.75                                   |  |  |
| 105.55  | 108.82                                   | 102.73                              | 104.21                 | 103.62   | 107.77  | 102.39 | 102.71    | 96.86              | 103.13                    | 104.59    | 110.48                    | 110.99                                   | 7  |  |
| 105.91  | 110.13                                   | 102.85                              | 104.27                 | 103.72   | 107.58  | 102.39 | 103.46    | 97.23              | 103.57                    | 104.68    | 110.59                    | 110.37                                   | 8  |  |
| 106.50  | 112.47                                   | 103.00                              | 104.31                 | 106.64   | 106.79  | 102.51 | 103.15    | 97.49              | 102.50                    | 104.78    | 110.46                    | 110.65                                   | 9  |  |
| 106.71  | 112.52                                   | 103.09                              | 104.48                 | 106.83   | 107.42  | 102.63 | 103.47    | 97.43              | 102.82                    | 104.79    | 110.91                    | 110.63                                   | 10   |  |
| 105.85  | 108.74                                   | 102.69                              | 104.95                 | 107.01   | 106.32  | 102.61 | 102.37    | 96.68              | 101.49                    | 104.79    | 110.91                    | 111.09                                   | 11   |  |
| 105.93  | 108.92                                   | 102.71                              | 104.96                 | 106.90   | 106.64  | 102.66 | 102.77    | 96.63              | 101.17                    | 104.79    | 111.01                    | 111.11                                   | 12   |  |
| 106.86  | 111.44                                   | 102.84                              | 104.53                 | 106.99   | 106.69  | 103.86 | 105.04    | 96.25              | 102.48                    | 104.69    | 111.24                    | 111.83                                   | 1. 2020<br>2<br>3                            |  |
| 106.69  | 110.25                                   | 102.87                              | 104.91                 | 107.42   | 107.13  | 103.67 | 104.65    | 96.21              | 101.35                    | 104.88    | 111.44                    | 112.05                                   |  |  |
| 106.03  | 110.21                                   | 102.58                              | 104.27                 | 106.97   | 106.69  | 103.94 | 101.02    | 96.16              | 101.02                    | 104.79    | 111.62                    | 112.26                                   |  |  |
| 105.35  | 110.22                                   | 102.57                              | 103.25                 | 105.69   | 106.64  | 103.90 | 97.79     | 96.78              | 101.37                    | 104.79    | 111.63                    | 111.92                                   | 4  |  |
| 105.18  | 111.65                                   | 102.68                              | 104.11                 | 104.25   | 107.22  | 103.98 | 95.63     | 96.72              | 101.73                    | 104.59    | 111.72                    | 112.39                                   | 5  |  |



9. 가<sup>1)</sup>

가 가 ( F.O.B, C.I.F ) . 206 , 230 , 가

2015 = 100

|       |      | All commodities | Agricultural, forestry & marine products | Mining products |        | Food products & beverages | 가<br>Fiber products & leather products | Wood & paper products | Coal products & petroleum products |
|-------|------|-----------------|--|-----------------|--------|---------------------------|--|-----------------------|------------------------------------|
| 가     |      | 1,000.0         | 3.6                                      | -               | 996.4  | 12.6                      | 19.8                                   | 6.6                   | 96.0                               |
| 2017  |      | 102.64          | 119.55                                   | -               | 102.58 | 104.57                    | 100.16                                 | 97.60                 | 102.71                             |
| 2018  |      | 103.41          | 114.76                                   | -               | 103.37 | 102.27                    | 99.71                                  | 107.92                | 124.77                             |
| 2019  |      | 99.94           | 116.84                                   | -               | 99.88  | 104.63                    | 104.11                                 | 106.23                | 120.27                             |
| 2019. | 4    | 100.51          | 116.69                                   | -               | 100.46 | 103.86                    | 103.25                                 | 109.49                | 126.77                             |
|       | 5    | 103.07          | 118.97                                   | -               | 103.02 | 106.30                    | 106.36                                 | 111.88                | 129.12                             |
|       | 6    | 100.79          | 117.12                                   | -               | 100.73 | 105.41                    | 105.39                                 | 110.27                | 117.48                             |
|       | 7    | 100.44          | 116.96                                   | -               | 100.38 | 105.37                    | 105.37                                 | 106.01                | 124.73                             |
|       | 8    | 101.81          | 119.36                                   | -               | 101.75 | 107.32                    | 106.88                                 | 107.58                | 120.49                             |
|       | 9    | 100.96          | 118.03                                   | -               | 100.90 | 106.07                    | 105.63                                 | 104.71                | 124.38                             |
|       | 10   | 98.87           | 113.58                                   | -               | 98.82  | 105.13                    | 103.94                                 | 100.04                | 119.87                             |
|       | 11   | 96.74           | 111.33                                   | -               | 96.69  | 103.71                    | 102.74                                 | 98.13                 | 116.62                             |
|       | 12   | 97.41           | 114.13                                   | -               | 97.34  | 104.35                    | 103.65                                 | 98.67                 | 121.01                             |
| 2020. | 1    | 96.75           | 114.24                                   | -               | 96.67  | 103.02                    | 102.26                                 | 96.72                 | 117.57                             |
|       | 2    | 97.63           | 116.52                                   | -               | 97.55  | 105.83                    | 104.67                                 | 99.23                 | 106.23                             |
|       | 3    | 96.08           | 119.14                                   | -               | 95.99  | 107.84                    | 106.04                                 | 101.61                | 73.44                              |
|       | 4 P) | 94.54           | 116.80                                   | -               | 94.45  | 108.21                    | 105.91                                 | 102.34                | 50.57                              |
| 가     |      | 1,000.0         | 38.6                                     | 262.5           | 698.9  | 29.0                      | 35.0                                   | 13.0                  | 53.4                               |
| 2017  |      | 102.04          | 99.84                                    | 106.13          | 100.96 | 98.08                     | 99.79                                  | 101.57                | 105.04                             |
| 2018  |      | 108.43          | 98.28                                    | 126.11          | 103.40 | 91.48                     | 98.23                                  | 110.62                | 126.32                             |
| 2019  |      | 109.34          | 102.07                                   | 126.28          | 104.40 | 96.65                     | 99.16                                  | 100.77                | 117.11                             |
| 2019. | 4    | 111.21          | 99.75                                    | 133.49          | 104.71 | 93.22                     | 97.92                                  | 105.43                | 128.43                             |
|       | 5    | 113.57          | 104.27                                   | 134.76          | 107.32 | 96.81                     | 100.78                                 | 106.03                | 128.86                             |
|       | 6    | 109.36          | 103.90                                   | 124.14          | 105.04 | 96.52                     | 99.90                                  | 101.61                | 113.62                             |
|       | 7    | 110.23          | 101.92                                   | 127.62          | 105.19 | 97.53                     | 99.38                                  | 98.78                 | 118.74                             |
|       | 8    | 111.01          | 104.52                                   | 126.68          | 106.46 | 100.37                    | 101.25                                 | 99.92                 | 112.38                             |
|       | 9    | 110.73          | 104.83                                   | 127.37          | 105.82 | 100.02                    | 100.78                                 | 98.08                 | 116.83                             |
|       | 10   | 108.14          | 104.13                                   | 121.25          | 104.31 | 99.49                     | 99.63                                  | 95.61                 | 113.76                             |
|       | 11   | 107.11          | 104.45                                   | 121.50          | 102.77 | 99.23                     | 98.60                                  | 94.16                 | 111.32                             |
|       | 12   | 108.83          | 104.85                                   | 124.52          | 104.12 | 101.39                    | 99.42                                  | 94.61                 | 117.95                             |
| 2020. | 1    | 107.94          | 103.35                                   | 123.01          | 103.45 | 99.77                     | 99.28                                  | 93.01                 | 121.64                             |
|       | 2    | 106.39          | 103.80                                   | 113.49          | 104.31 | 101.19                    | 101.11                                 | 96.28                 | 110.55                             |
|       | 3    | 100.70          | 104.82                                   | 90.58           | 103.65 | 101.66                    | 102.94                                 | 99.18                 | 77.93                              |
|       | 4 P) | 95.52           | 104.17                                   | 74.53           | 101.63 | 100.73                    | 104.09                                 | 100.30                | 52.32                              |

: 1) 2010 가 , 2020 가

: 가

## 9. Export and Import Price Indexes <sup>1)</sup>

The export and import price indexes are primarily compiled to measure the influence of export and import prices on domestic prices. The number of selected commodities is 206 items for export and 230 for imports. All prices are on a contract base and the terms of delivery are defined principally as F.O.B. for exports and C.I.F for imports.

2015=100

| Manufacturing products |                               |                           |                                |  |                      |                       |                     |                              |         |
|------------------------|-------------------------------|---------------------------|--------------------------------|--|----------------------|-----------------------|---------------------|------------------------------|---------|
| Chemical products      | Non-metallic mineral products | 1<br>Basic metal products | 가<br>Fabricated metal products | ,<br>Computers, electronic & optical equipment | Electrical equipment | Machinery & equipment | Transport equipment | Other manufacturing products |         |
| Export                 |                               |                           |                                |  |                      |                       |                     |                              |         |
| 171.2                  | 6.5                           | 81.6                      | 14.7                           | 286.1  | 55.9                 | 103.0                 | 138.5               | 3.9                          | Weight  |
| 104.29                 | 94.05                         | 111.29                    | 99.95                          | 103.03   | 99.88                | 99.14                 | 100.42              | 97.91                        | 2017    |
| 110.51                 | 97.37                         | 118.75                    | 102.53                         | 95.95  | 99.65                | 97.85                 | 98.06               | 99.67                        | 2018    |
| 104.44                 | 104.83                        | 115.64                    | 108.54                         | 83.36  | 103.30               | 102.22                | 102.68              | 108.65                       | 2019    |
| 105.84                 | 102.41                        | 116.19                    | 106.08                         | 84.83  | 102.05               | 100.26                | 100.82              | 105.48                       | 4. 2019 |
| 108.46                 | 107.10                        | 118.53                    | 110.21                         | 86.55  | 104.87               | 103.39                | 104.25              | 110.89                       | 5       |
| 105.51                 | 106.13                        | 116.84                    | 109.83                         | 84.91  | 103.81               | 102.89                | 103.71              | 110.17                       | 6       |
| 105.33                 | 105.50                        | 115.71                    | 109.85                         | 82.21  | 103.63               | 102.82                | 103.66              | 110.15                       | 7       |
| 107.19                 | 108.32                        | 118.56                    | 113.02                         | 82.94  | 106.00               | 105.33                | 106.28              | 113.38                       | 8       |
| 105.96                 | 107.54                        | 117.60                    | 111.55                         | 81.26  | 105.43               | 104.47                | 105.13              | 112.38                       | 9       |
| 103.56                 | 106.35                        | 113.91                    | 109.93                         | 79.05  | 104.82               | 103.89                | 104.01              | 110.68                       | 10      |
| 100.49                 | 104.92                        | 109.91                    | 108.37                         | 77.20  | 103.67               | 102.72                | 102.56              | 109.24                       | 11      |
| 100.38                 | 105.85                        | 110.40                    | 109.23                         | 77.58  | 104.30               | 103.22                | 102.70              | 109.97                       | 12      |
| 101.23                 | 104.72                        | 109.27                    | 108.05                         | 77.11  | 104.32               | 102.32                | 101.71              | 108.96                       | 1. 2020 |
| 101.55                 | 106.93                        | 110.29                    | 110.60                         | 79.77  | 106.15               | 104.03                | 103.78              | 111.42                       | 2       |
| 98.26                  | 108.86                        | 108.36                    | 112.95                         | 82.61  | 107.44               | 106.13                | 105.66              | 113.71                       | 3       |
| 95.58                  | 109.04                        | 107.31                    | 113.63                         | 84.52  | 107.37               | 106.37                | 105.87              | 114.16                       | 4 p)    |
| Import                 |                               |                           |                                |  |                      |                       |                     |                              |         |
| 115.9                  | 12.6                          | 80.0                      | 9.0                            | 157.6  | 50.2                 | 94.6                  | 36.2                | 12.4                         | Weight  |
| 101.78                 | 96.17                         | 107.41                    | 105.03                         | 96.49  | 98.70                | 101.01                | 103.67              | 104.17                       | 2017    |
| 103.85                 | 95.68                         | 113.73                    | 106.22                         | 91.22  | 120.94               | 99.96                 | 103.49              | 102.40                       | 2018    |
| 103.87                 | 102.61                        | 113.80                    | 113.35                         | 90.99  | 133.57               | 105.02                | 105.90              | 108.89                       | 2019    |
| 103.57                 | 100.16                        | 114.71                    | 109.64                         | 91.44  | 130.83               | 102.29                | 104.95              | 106.69                       | 4. 2019 |
| 106.69                 | 103.53                        | 115.95                    | 113.80                         | 94.08  | 135.41               | 106.10                | 107.11              | 107.83                       | 5       |
| 105.61                 | 102.83                        | 114.13                    | 114.51                         | 92.28  | 134.57               | 106.17                | 106.79              | 107.79                       | 6       |
| 105.45                 | 102.85                        | 114.53                    | 115.06                         | 91.14  | 135.42               | 105.97                | 106.51              | 108.58                       | 7       |
| 106.10                 | 106.75                        | 117.02                    | 118.78                         | 92.40  | 138.99               | 109.04                | 107.98              | 113.14                       | 8       |
| 106.28                 | 105.72                        | 116.37                    | 117.43                         | 90.41  | 137.15               | 107.33                | 106.91              | 112.81                       | 9       |
| 104.54                 | 104.90                        | 113.46                    | 116.11                         | 89.14  | 135.65               | 107.05                | 106.41              | 112.08                       | 10      |
| 102.49                 | 103.75                        | 111.00                    | 114.36                         | 88.42  | 133.01               | 105.47                | 105.36              | 111.11                       | 11      |
| 103.30                 | 104.33                        | 112.31                    | 114.75                         | 89.01  | 134.27               | 106.29                | 106.30              | 111.63                       | 12      |
| 101.99                 | 103.35                        | 112.52                    | 112.78                         | 88.18  | 131.15               | 105.37                | 105.49              | 111.12                       | 1. 2020 |
| 103.56                 | 105.24                        | 113.30                    | 115.48                         | 90.30  | 133.22               | 107.12                | 106.19              | 112.28                       | 2       |
| 104.13                 | 107.90                        | 112.38                    | 118.57                         | 92.49  | 135.52               | 110.48                | 108.17              | 114.28                       | 3       |
| 102.92                 | 107.96                        | 110.74                    | 118.93                         | 92.53  | 135.99               | 110.64                | 107.87              | 114.15                       | 4 p)    |

Note: 1) Since 2010, KOSTAT has revised weights on an annual basis. The table shows weights revised in 2020.

Source: The Bank of Korea.

10.

가 1)

2015 = 100

|       |      | All items | Foods  | Excluding foods | Energy | Excluding energy | IT                       | IT           |                |                          |
|-------|------|-----------|--------|-----------------|--------|------------------|--------------------------|--------------|----------------|--------------------------|
|       |      |           |        |                 |        |                  | Informational technology | Excluding IT | Foods & energy | Excluding foods & energy |
| 가     |      | 1,000.0   | 13.0   | 987.0           | 76.7   | 923.3            | 280.5                    | 719.5        | 89.7           | 910.3                    |
| 2017  |      | 102.64    | 110.44 | 102.53          | 101.85 | 102.82           | 103.16                   | 102.34       | 102.94         | 102.72                   |
| 2018  |      | 103.41    | 106.54 | 103.36          | 126.40 | 102.10           | 96.14                    | 106.09       | 121.88         | 102.04                   |
| 2019  |      | 99.94     | 108.01 | 99.84           | 122.01 | 98.72            | 83.07                    | 106.35       | 118.52         | 98.58                    |
| 2019. | 4    | 100.51    | 107.65 | 100.42          | 129.96 | 98.78            | 84.61                    | 106.54       | 124.96         | 98.65                    |
|       | 5    | 103.07    | 109.81 | 102.98          | 131.99 | 101.38           | 86.25                    | 109.47       | 126.98         | 101.26                   |
|       | 6    | 100.79    | 108.62 | 100.69          | 119.08 | 99.83            | 84.58                    | 106.94       | 116.23         | 99.70                    |
|       | 7    | 100.44    | 108.55 | 100.33          | 126.40 | 98.95            | 81.92                    | 107.48       | 122.20         | 98.80                    |
|       | 8    | 101.81    | 110.45 | 101.69          | 121.62 | 100.74           | 82.58                    | 109.13       | 118.62         | 100.59                   |
|       | 9    | 100.96    | 109.14 | 100.85          | 126.22 | 99.52            | 80.87                    | 108.61       | 122.15         | 99.38                    |
|       | 10   | 98.87     | 107.27 | 98.76           | 119.94 | 97.70            | 78.65                    | 106.57       | 116.70         | 97.57                    |
|       | 11   | 96.74     | 105.63 | 96.62           | 116.64 | 95.65            | 76.80                    | 104.33       | 113.72         | 95.50                    |
|       | 12   | 97.41     | 106.85 | 97.27           | 121.65 | 96.03            | 77.20                    | 105.10       | 118.01         | 95.86                    |
| 2020. | 1    | 96.75     | 106.34 | 96.60           | 118.11 | 95.55            | 76.76                    | 104.33       | 114.99         | 95.38                    |
|       | 2    | 97.63     | 109.07 | 97.47           | 104.92 | 97.36            | 79.38                    | 104.28       | 104.50         | 97.18                    |
|       | 3    | 96.08     | 111.17 | 95.87           | 69.10  | 98.05            | 82.18                    | 100.45       | 75.11          | 97.85                    |
|       | 4 P) | 94.54     | 110.81 | 94.31           | 43.82  | 98.07            | 84.10                    | 97.12        | 54.08          | 97.86                    |
| 가     |      | 1,000.0   | 58.3   | 941.7           | 252.9  | 747.1            | 139.4                    | 860.6        | 311.2          | 688.8                    |
| 2017  |      | 102.04    | 99.18  | 102.19          | 105.32 | 101.41           | 96.27                    | 103.11       | 103.96         | 101.60                   |
| 2018  |      | 108.43    | 95.20  | 109.22          | 128.25 | 102.87           | 90.73                    | 111.79       | 121.48         | 103.47                   |
| 2019  |      | 109.34    | 101.09 | 109.81          | 125.75 | 104.86           | 90.04                    | 113.01       | 120.66         | 105.12                   |
| 2019. | 4    | 111.21    | 97.95  | 112.00          | 134.46 | 104.60           | 90.69                    | 115.11       | 127.01         | 105.10                   |
|       | 5    | 113.57    | 102.09 | 114.24          | 136.05 | 107.21           | 93.35                    | 117.41       | 129.09         | 107.58                   |
|       | 6    | 109.36    | 101.98 | 109.78          | 123.92 | 105.46           | 91.33                    | 112.79       | 119.37         | 105.69                   |
|       | 7    | 110.23    | 101.50 | 110.73          | 126.47 | 105.80           | 90.11                    | 114.05       | 121.32         | 106.11                   |
|       | 8    | 111.01    | 104.47 | 111.37          | 124.31 | 107.50           | 91.34                    | 114.75       | 120.19         | 107.71                   |
|       | 9    | 110.73    | 104.76 | 111.07          | 125.66 | 106.73           | 89.25                    | 114.82       | 121.32         | 106.84                   |
|       | 10   | 108.14    | 104.04 | 108.36          | 119.62 | 105.19           | 87.94                    | 111.98       | 116.34         | 105.23                   |
|       | 11   | 107.11    | 104.39 | 107.24          | 119.28 | 103.94           | 87.24                    | 110.88       | 116.14         | 103.84                   |
|       | 12   | 108.83    | 105.38 | 109.00          | 123.01 | 105.04           | 87.82                    | 112.82       | 119.33         | 104.95                   |
| 2020. | 1    | 107.94    | 103.80 | 108.16          | 122.86 | 103.94           | 87.14                    | 111.89       | 118.88         | 103.88                   |
|       | 2    | 106.39    | 104.59 | 106.46          | 112.32 | 104.98           | 89.31                    | 109.57       | 110.74         | 104.95                   |
|       | 3    | 100.70    | 105.71 | 100.32          | 86.59  | 105.06           | 91.48                    | 102.26       | 90.69          | 104.94                   |
|       | 4 P) | 95.52     | 104.84 | 94.87           | 67.15  | 103.99           | 91.53                    | 96.01        | 75.18          | 103.86                   |

: 1) 2010 가 , 2020 가

: 가

10. Export and Import Price Index by Special Groups <sup>1)</sup>

2015=100

| By SITC             |                     |   |   |   |                                      |  |                                 |                                     |   |         |
|---------------------|---------------------|---|---|---|--------------------------------------|--|---------------------------------|-------------------------------------|---|---------|
| By SITC             |                     |   |   |   |                                      |  |                                 |                                     |   |         |
| Food & live animals | Beverages & tobacco | ( )<br>Inedible raw materials excluding fuels | Mineral fuels, lubricants & related materials | Animal & vegetable oils, fats and waxes | Chemicals & related products, n.e.c. | Manufactured goods classified by materials | Machinery & transport equipment | Miscellaneous manufactured articles | Commodities & transactions not classified |         |
| Export              |                     |   |   |   |                                      |  |                                 |                                     |   |         |
| 13.0                | 3.2                 | 1.3   | 96.0  | -                                       | 171.2                                | 121.8                                      | 562.8                           | 28.4                                | 2.3                                       | Weight  |
| 110.44              | 93.39               | 136.80  | 102.70  | -                                       | 104.28                               | 105.43                                     | 102.08                          | 98.18                               | 107.98                                    | 2017    |
| 106.54              | 96.43               | 265.28  | 124.75  | -                                       | 110.50                               | 109.51                                     | 97.98                           | 95.24                               | 105.76                                    | 2018    |
| 108.01              | 103.22              | 165.96  | 120.26  | -                                       | 104.43                               | 110.38                                     | 94.21                           | 98.38                               | 123.21                                    | 2019    |
| 107.65              | 101.06              | 182.36  | 126.76  | -                                       | 105.83                               | 110.19                                     | 93.95                           | 97.86                               | 111.43                                    | 4. 2019 |
| 109.81              | 104.81              | 162.68  | 129.11  | -                                       | 108.45                               | 113.30                                     | 96.49                           | 100.83                              | 115.25                                    | 5       |
| 108.62              | 104.12              | 157.24  | 117.46  | -                                       | 105.50                               | 111.98                                     | 95.35                           | 100.02                              | 121.17                                    | 6       |
| 108.55              | 104.10              | 141.77  | 124.72  | -                                       | 105.32                               | 111.18                                     | 94.03                           | 99.09                               | 125.99                                    | 7       |
| 110.45              | 107.09              | 148.19  | 120.48  | -                                       | 107.18                               | 113.66                                     | 95.73                           | 101.13                              | 137.25                                    | 8       |
| 109.14              | 106.07              | 139.71  | 124.36  | -                                       | 105.95                               | 112.60                                     | 94.39                           | 100.25                              | 137.16                                    | 9       |
| 107.27              | 104.88              | 116.07  | 119.86  | -                                       | 103.55                               | 109.80                                     | 92.95                           | 97.62                               | 134.19                                    | 10      |
| 105.63              | 103.41              | 104.93  | 116.61  | -                                       | 100.48                               | 106.90                                     | 91.35                           | 96.53                               | 130.21                                    | 11      |
| 106.85              | 104.14              | 107.31  | 121.00  | -                                       | 100.37                               | 107.49                                     | 91.71                           | 97.16                               | 131.77                                    | 12      |
| 106.34              | 101.06              | 116.37  | 117.56  | -                                       | 101.22                               | 106.04                                     | 91.10                           | 96.25                               | 137.73                                    | 1. 2020 |
| 109.07              | 103.62              | 136.02  | 106.23  | -                                       | 101.54                               | 107.30                                     | 93.54                           | 97.97                               | 144.58                                    | 2       |
| 111.17              | 105.90              | 117.94  | 73.43   | -                                       | 98.25                                | 106.90                                     | 96.06                           | 99.46                               | 147.29                                    | 3       |
| 110.81              | 106.35              | 116.40  | 50.57   | -                                       | 95.57                                | 106.22                                     | 97.28                           | 99.69                               | 156.09                                    | 4 P)    |
| Import              |                     |   |   |   |                                      |  |                                 |                                     |   |         |
| 55.8                | 3.4                 | 50.9  | 281.1   | 3.4                                     | 115.9                                | 113.5                                      | 296.1                           | 78.9                                | 1.0                                       | Weight  |
| 98.15               | 95.29               | 119.43  | 103.62  | 107.78                                  | 101.79                               | 103.17                                     | 98.17                           | 101.10                              | 108.32                                    | 2017    |
| 94.87               | 94.52               | 122.62  | 126.27  | 97.93                                   | 103.86                               | 106.83                                     | 97.88                           | 99.07                               | 106.49                                    | 2018    |
| 100.35              | 94.98               | 127.53  | 122.75  | 104.59                                  | 103.88                               | 108.07                                     | 100.47                          | 103.60                              | 124.30                                    | 2019    |
| 97.10               | 94.42               | 130.29  | 131.60  | 95.80                                   | 103.58                               | 107.84                                     | 99.74                           | 101.75                              | 111.74                                    | 4. 2019 |
| 101.72              | 95.62               | 130.86  | 132.73  | 99.28                                   | 106.70                               | 109.90                                     | 102.87                          | 104.19                              | 116.46                                    | 5       |
| 101.65              | 95.01               | 127.57  | 120.17  | 98.97                                   | 105.62                               | 108.48                                     | 101.65                          | 104.17                              | 122.65                                    | 6       |
| 101.00              | 95.31               | 133.02  | 123.19  | 100.00                                  | 105.46                               | 108.59                                     | 101.02                          | 104.18                              | 127.56                                    | 7       |
| 103.93              | 95.69               | 134.98  | 120.68  | 106.03                                  | 106.11                               | 111.14                                     | 103.00                          | 106.47                              | 139.15                                    | 8       |
| 104.28              | 95.57               | 133.35  | 122.30  | 104.83                                  | 106.29                               | 110.66                                     | 101.08                          | 105.92                              | 137.25                                    | 9       |
| 103.32              | 95.43               | 125.59  | 117.30  | 109.09                                  | 104.55                               | 108.66                                     | 100.10                          | 105.10                              | 135.21                                    | 10      |
| 103.23              | 95.12               | 122.39  | 117.48  | 117.04                                  | 102.50                               | 106.58                                     | 98.95                           | 104.01                              | 131.12                                    | 11      |
| 103.86              | 95.99               | 123.14  | 121.64  | 130.13                                  | 103.31                               | 107.52                                     | 99.73                           | 104.58                              | 134.63                                    | 12      |
| 102.33              | 95.12               | 123.36  | 120.98  | 122.11                                  | 102.00                               | 107.07                                     | 98.64                           | 103.86                              | 138.82                                    | 1. 2020 |
| 103.60              | 95.80               | 122.99  | 110.23  | 116.77                                  | 103.57                               | 108.54                                     | 100.55                          | 105.46                              | 145.55                                    | 2       |
| 105.25              | 94.58               | 121.74  | 83.18   | 111.86                                  | 104.14                               | 108.79                                     | 103.05                          | 107.60                              | 148.52                                    | 3       |
| 104.54              | 95.03               | 121.70  | 63.52   | 108.32                                  | 102.93                               | 108.13                                     | 103.17                          | 107.60                              | 151.19                                    | 4 P)    |

Note: 1) Since 2010, KOSTAT has revised weights on an annual basis. The table shows weights revised in 2020.

Source: The Bank of Korea.

## 11. 가 가

2015=100

|           | 가 가 Price index of fam products received by famer |        |       |                     |            |        |                    |                    |
|-----------|---|--------|-------|---------------------|------------|--------|--------------------|--------------------|
|           | All commodities                                   | Grains | Rice  | Fruits & vegetables | Vegetables | Fruits | Livestock products | Other fam products |
| 2014      | 97.8  | 105.6  | 106.8 | 95.8                | 93.4       | 98.9   | 91.8               | 100.7              |
| 2015      | 100.0   | 100.0  | 100.0 | 100.0               | 100.0      | 100.0  | 100.0              | 100.0              |
| 2016      | 102.9   | 91.8   | 89.6  | 111.5               | 109.3      | 115.2  | 102.5              | 99.7               |
| 2017      | 107.6   | 94.5   | 86.5  | 121.8               | 107.6      | 145.4  | 105.8              | 96.7               |
| 2018      | 108.5   | 118.2  | 112.2 | 118.2               | 110.9      | 130.3  | 97.1               | 101.9              |
| 2019      | 109.1   | 122.4  | 122.8 | 117.0               | 101.6      | 142.5  | 97.4               | 102.3              |
| 2014. 1/4 | 103.8   | 107.1  | 108.5 | 110.7               | 107.9      | 114.3  | 86.5               | 106.5              |
| 2/4       | 98.0  | 104.5  | 105.6 | 99.0                | 93.8       | 105.7  | 91.1               | 88.7               |
| 3/4       | 91.8  | 105.1  | 106.7 | 79.8                | 83.3       | 75.4   | 95.1               | 105.5              |
| 4/4       | 99.7  | 105.6  | 106.3 | 98.2                | 98.3       | 98.2   | 94.6               | 103.8              |
| 2015. 1/4 | 102.2   | 101.1  | 100.9 | 107.7               | 114.3      | 96.8   | 96.2               | 109.4              |
| 2/4       | 99.0  | 105.4  | 100.9 | 95.3                | 91.3       | 101.9  | 98.8               | 98.5               |
| 3/4       | 99.0  | 99.4   | 101.3 | 97.0                | 96.2       | 98.4   | 102.6              | 91.9               |
| 4/4       | 98.5  | 95.6   | 97.3  | 95.9                | 98.7       | 91.3   | 102.4              | 97.6               |
| 2016. 1/4 | 106.7   | 96.2   | 93.3  | 119.3               | 130.6      | 100.5  | 99.4               | 115.1              |
| 2/4       | 97.6  | 94.2   | 92.3  | 96.3                | 94.1       | 100.0  | 102.8              | 89.9               |
| 3/4       | 100.3   | 87.4   | 88.1  | 105.8               | 105.8      | 105.7  | 104.2              | 94.7               |
| 4/4       | 101.3   | 89.6   | 84.9  | 107.6               | 115.0      | 95.3   | 103.7              | 95.9               |
| 2017. 1/4 | 112.4   | 95.0   | 84.0  | 129.9               | 118.9      | 148.2  | 107.9              | 109.8              |
| 2/4       | 109.6   | 93.5   | 81.2  | 124.8               | 93.5       | 176.9  | 111.5              | 87.9               |
| 3/4       | 103.6   | 92.1   | 84.1  | 113.7               | 115.1      | 111.6  | 104.9              | 90.4               |
| 4/4       | 104.6   | 99.4   | 96.0  | 118.5               | 128.0      | 102.7  | 98.7               | 95.0               |
| 2018. 1/4 | 110.8   | 114.2  | 105.1 | 127.0               | 122.1      | 135.2  | 93.5               | 117.9              |
| 2/4       | 104.7   | 124.2  | 109.0 | 107.9               | 92.8       | 133.1  | 95.1               | 93.0               |
| 3/4       | 107.6   | 112.8  | 114.1 | 116.8               | 115.0      | 120.0  | 101.2              | 93.7               |
| 4/4       | 109.2   | 121.4  | 120.3 | 116.9               | 117.6      | 115.7  | 98.7               | 100.9              |
| 2019. 1/4 | 111.6   | 128.7  | 121.8 | 121.9               | 111.1      | 139.9  | 95.1               | 107.8              |
| 2/4       | 108.1   | 128.8  | 122.6 | 110.0               | 85.1       | 151.4  | 98.0               | 99.8               |
| 3/4       | 101.5   | 112.4  | 121.3 | 102.8               | 95.0       | 115.8  | 97.4               | 91.6               |
| 4/4       | 107.9   | 121.0  | 126.5 | 111.5               | 119.5      | 98.2   | 99.1               | 104.5              |
| 2020. 1/4 | 113.4   | 131.8  | 136.8 | 122.8               | 124.7      | 119.5  | 97.9               | 106.1              |

:

Source: Statistics Korea.

## 11. Price Index of Commodities Received and Paid by Farmers

2015=100

| 가 가             |                   | Price index of goods & service paid by farmer |                      |             |                            |  |           |
|-----------------|-------------------|---|----------------------|-------------|----------------------------|--|-----------|
| All commodities | 가 Household goods | Material cost                                 | Farm wages & charges | Expenditure | Visible assets expenditure |  |           |
| 99.4            | 98.7              | 102.6   | 95.6                 | 137.5       | 90.2                       |  | 2014      |
| 100.0           | 100.0             | 100.0   | 100.0                | 100.0       | 100.0                      |  | 2015      |
| 99.3            | 101.3             | 94.7  | 104.1                | 93.9        | 106.7                      |  | 2016      |
| 100.9           | 103.3             | 93.2  | 108.8                | 98.0        | 109.4                      |  | 2017      |
| 102.5           | 104.6             | 92.7  | 114.8                | 102.7       | 111.6                      |  | 2018      |
| 104.1           | 104.9             | 95.6  | 119.6                | 106.6       | 112.4                      |  | 2019      |
| 98.9            | 98.3              | 103.8   | 92.7                 | 141.2       | 86.1                       |  | 1/4. 2014 |
| 99.6            | 98.9              | 103.2   | 96.2                 | 140.9       | 89.2                       |  | 2/4       |
| 99.9            | 99.2              | 101.8   | 96.4                 | 138.3       | 93.9                       |  | 3/4       |
| 99.2            | 98.5              | 101.5   | 97.3                 | 129.4       | 91.8                       |  | 4/4       |
| 99.6            | 99.8              | 101.5   | 97.9                 | 98.3        | 96.1                       |  | 1/4. 2015 |
| 100.0           | 100.0             | 100.3   | 100.6                | 99.4        | 100.1                      |  | 2/4       |
| 100.1           | 100.2             | 99.1  | 100.8                | 99.2        | 102.7                      |  | 3/4       |
| 100.3           | 100.0             | 99.1  | 100.8                | 103.0       | 101.0                      |  | 4/4       |
| 98.9            | 100.9             | 95.7  | 101.6                | 92.3        | 104.9                      |  | 1/4. 2016 |
| 99.2            | 101.1             | 94.7  | 104.2                | 93.0        | 108.6                      |  | 2/4       |
| 99.6            | 101.3             | 94.5  | 104.8                | 94.3        | 109.8                      |  | 3/4       |
| 99.5            | 101.7             | 94.1  | 105.9                | 96.2        | 103.7                      |  | 4/4       |
| 100.4           | 103.3             | 92.8  | 105.7                | 98.2        | 105.9                      |  | 1/4. 2017 |
| 101.2           | 103.1             | 93.7  | 108.6                | 97.8        | 113.1                      |  | 2/4       |
| 101.1           | 103.6             | 93.4  | 109.7                | 97.2        | 110.1                      |  | 3/4       |
| 100.8           | 103.1             | 92.8  | 111.0                | 98.7        | 108.4                      |  | 4/4       |
| 101.6           | 104.1             | 92.9  | 111.5                | 99.9        | 109.7                      |  | 1/4. 2018 |
| 102.2           | 104.4             | 92.6  | 114.6                | 100.9       | 112.9                      |  | 2/4       |
| 102.7           | 105.0             | 92.6  | 116.0                | 102.4       | 111.5                      |  | 3/4       |
| 103.4           | 104.9             | 92.6  | 117.0                | 107.7       | 112.1                      |  | 4/4       |
| 103.1           | 104.7             | 93.4  | 117.5                | 104.1       | 113.6                      |  | 1/4. 2019 |
| 104.4           | 105.0             | 96.4  | 119.5                | 106.4       | 112.5                      |  | 2/4       |
| 104.3           | 104.9             | 96.4  | 120.6                | 106.5       | 112.5                      |  | 3/4       |
| 104.7           | 105.2             | 96.4  | 120.8                | 109.4       | 111.0                      |  | 4/4       |
| 105.9           | 105.9             | 100.1   | 120.6                | 108.4       | 110.7                      |  | 1/4. 2020 |

## 12. 가 가

2015=100

|           | All commodities | 가                                |                   |       |                  |                       |               |       |                       |
|-----------|-----------------|----------------------------------|-------------------|-------|------------------|-----------------------|---------------|-------|-----------------------|
|           |                 | Food and non-alcoholic beverages | Bread and cereals | Meat  | Fish and seafood | Milk, cheese and eggs | Oils and fats | Fruit | Vegetables & seaweeds |
| 2016      | 99.3            | 102.2                            | 98.1              | 104.4 | 102.6            | 97.9                  | 100.3         | 98.5  | 116.4                 |
| 2017      | 100.9           | 105.8                            | 98.3              | 106.4 | 108.3            | 106.2                 | 97.4          | 112.3 | 116.8                 |
| 2018      | 102.5           | 108.6                            | 107.5             | 106.0 | 113.7            | 99.1                  | 97.0          | 113.5 | 122.4                 |
| 2019      | 104.1           | 108.5                            | 113.7             | 105.7 | 115.4            | 101.5                 | 98.3          | 109.0 | 111.1                 |
| 2016. 2/4 | 99.2            | 101.0                            | 98.8              | 103.6 | 102.5            | 97.3                  | 100.6         | 98.6  | 107.1                 |
| 3/4       | 99.6            | 102.2                            | 97.6              | 106.5 | 102.1            | 97.1                  | 96.9          | 96.8  | 118.1                 |
| 4/4       | 99.5            | 103.6                            | 97.0              | 106.0 | 104.2            | 98.7                  | 102.4         | 99.7  | 122.4                 |
| 2017. 1/4 | 100.4           | 106.7                            | 97.2              | 104.4 | 107.3            | 108.4                 | 99.8          | 115.1 | 125.5                 |
| 2/4       | 101.2           | 105.0                            | 97.0              | 106.7 | 108.8            | 108.8                 | 97.7          | 117.7 | 104.5                 |
| 3/4       | 101.1           | 107.1                            | 97.7              | 108.8 | 106.7            | 106.0                 | 96.9          | 111.4 | 128.3                 |
| 4/4       | 100.8           | 104.4                            | 101.1             | 105.6 | 110.3            | 101.5                 | 95.3          | 104.9 | 108.8                 |
| 2018. 1/4 | 101.6           | 107.2                            | 104.0             | 103.8 | 112.5            | 99.2                  | 94.8          | 112.1 | 123.0                 |
| 2/4       | 102.2           | 106.7                            | 106.5             | 105.3 | 114.4            | 97.2                  | 96.6          | 109.7 | 113.9                 |
| 3/4       | 102.7           | 110.7                            | 107.7             | 109.3 | 113.4            | 99.0                  | 96.7          | 114.8 | 133.6                 |
| 4/4       | 103.4           | 109.9                            | 111.7             | 105.7 | 114.6            | 101.0                 | 100.1         | 117.3 | 119.2                 |
| 2019. 1/4 | 103.1           | 108.8                            | 113.2             | 103.4 | 113.8            | 100.0                 | 98.5          | 117.8 | 110.6                 |
| 2/4       | 104.4           | 108.6                            | 114.1             | 106.1 | 115.1            | 101.5                 | 98.3          | 115.5 | 102.8                 |
| 3/4       | 104.3           | 108.0                            | 113.8             | 106.8 | 114.9            | 101.5                 | 97.7          | 103.0 | 111.6                 |
| 4/4       | 104.7           | 108.8                            | 113.8             | 106.7 | 117.7            | 103.0                 | 98.6          | 99.8  | 119.6                 |
| 2020. 1/4 | 105.9           | 110.2                            | 113.2             | 106.6 | 121.6            | 103.5                 | 99.3          | 105.2 | 123.4                 |

|           | 가 Household goods |           |               |                        |           |                        |                                  | Material cost | Seeds |
|-----------|-------------------|-----------|---------------|------------------------|-----------|------------------------|----------------------------------|---------------|-------|
|           | Health            | Transport | Communication | Recreation and culture | Education | Restaurants and hotels | Miscellaneous goods and services |               |       |
| 2016      | 101.0             | 97.7      | 100.1         | 101.8                  | 101.6     | 102.5                  | 103.4                            | 94.7          | 100.6 |
| 2017      | 101.9             | 101.2     | 100.4         | 101.7                  | 102.8     | 105.0                  | 106.3                            | 93.2          | 100.6 |
| 2018      | 101.8             | 103.9     | 99.4          | 102.1                  | 104.2     | 108.1                  | 106.9                            | 92.7          | 107.7 |
| 2019      | 102.3             | 101.7     | 97.1          | 102.0                  | 104.7     | 109.3                  | 108.6                            | 95.6          | 112.6 |
| 2016. 2/4 | 101.0             | 97.1      | 100.4         | 101.6                  | 101.6     | 102.4                  | 103.7                            | 94.7          | 101.5 |
| 3/4       | 101.0             | 98.6      | 100.4         | 104.0                  | 101.8     | 102.9                  | 103.5                            | 94.5          | 99.7  |
| 4/4       | 101.0             | 98.6      | 100.2         | 101.5                  | 102.0     | 103.2                  | 103.4                            | 94.1          | 99.7  |
| 2017. 1/4 | 102.1             | 101.7     | 99.9          | 101.7                  | 102.5     | 104.1                  | 106.5                            | 92.8          | 100.9 |
| 2/4       | 101.9             | 101.0     | 100.2         | 101.7                  | 102.8     | 104.8                  | 106.2                            | 93.7          | 102.5 |
| 3/4       | 102.1             | 100.2     | 100.8         | 102.6                  | 102.9     | 105.4                  | 106.2                            | 93.4          | 99.5  |
| 4/4       | 101.4             | 102.1     | 100.6         | 100.8                  | 103.0     | 105.9                  | 106.3                            | 92.8          | 99.5  |
| 2018. 1/4 | 102.6             | 103.1     | 99.7          | 100.9                  | 103.7     | 107.0                  | 106.5                            | 92.9          | 107.7 |
| 2/4       | 102.2             | 103.6     | 99.9          | 102.4                  | 104.3     | 108.0                  | 107.0                            | 92.6          | 107.7 |
| 3/4       | 101.3             | 104.7     | 99.2          | 103.3                  | 104.4     | 108.5                  | 107.1                            | 92.6          | 107.7 |
| 4/4       | 101.1             | 104.1     | 98.9          | 101.8                  | 104.6     | 108.8                  | 107.1                            | 92.6          | 107.6 |
| 2019. 1/4 | 102.1             | 98.6      | 97.6          | 101.6                  | 105.1     | 109.3                  | 108.1                            | 93.4          | 112.6 |
| 2/4       | 102.3             | 102.3     | 97.2          | 101.9                  | 105.3     | 109.3                  | 108.7                            | 96.4          | 112.6 |
| 3/4       | 102.3             | 102.5     | 96.9          | 102.8                  | 104.7     | 109.5                  | 108.7                            | 96.4          | 112.6 |
| 4/4       | 102.4             | 103.5     | 96.6          | 101.6                  | 103.5     | 109.3                  | 108.9                            | 96.4          | 112.6 |
| 2020. 1/4 | 103.7             | 104.0     | 96.0          | 101.1                  | 104.0     | 109.8                  | 110.5                            | 100.1         | 113.1 |

| Household goods                                |                        |                       |   |                                 |                       |   |   |           |           |
|--|------------------------|-----------------------|---|---------------------------------|-----------------------|---|---|-----------|-----------|
| Sugar, jam, honey, chocolate and confectionery | Food products n.e.c    | Coffee, tea and cocoa | Mineral waters, soft drinks, fruit and vegetable juices | Alcoholic beverages and tobacco | Clothing and footwear | Housing, water, electricity and other fuels | 가 가<br>Furnishings, household equipment & routine household maintenance |           |           |
| 98.9   | 100.2                  | 99.7                  | 99.9  | 100.7                           | 101.8                 | 99.2  | 101.7   | 2016      |           |
| 100.0  | 102.3                  | 95.6                  | 101.2   | 102.2                           | 102.9                 | 100.9                                       | 103.0   | 2017      |           |
| 100.0  | 109.9                  | 95.9                  | 102.7   | 102.5                           | 104.0                 | 101.6                                       | 106.1   | 2018      |           |
| 101.9  | 111.6                  | 96.4                  | 104.9   | 103.1                           | 104.1                 | 102.8                                       | 108.2   | 2019      |           |
| 98.1   | 100.7                  | 99.1                  | 100.0   | 100.7                           | 101.9                 | 99.5  | 101.4   | 2/4. 2016 |           |
| 97.4   | 99.7                   | 100.2                 | 98.7  | 100.7                           | 101.8                 | 97.4  | 102.2   | 3/4       |           |
| 100.9  | 100.6                  | 99.6                  | 100.7   | 100.8                           | 102.3                 | 99.9  | 101.7   | 4/4       |           |
| 101.2  | 100.6                  | 98.2                  | 101.1   | 101.9                           | 102.5                 | 100.2                                       | 101.9   | 1/4. 2017 |           |
| 99.7   | 100.7                  | 94.0                  | 100.5   | 102.3                           | 102.7                 | 101.0                                       | 103.3   | 2/4       |           |
| 99.4   | 101.5                  | 95.8                  | 102.0   | 102.5                           | 103.0                 | 101.3                                       | 103.3   | 3/4       |           |
| 99.8   | 106.3                  | 94.3                  | 101.0   | 102.3                           | 103.5                 | 101.0                                       | 103.7   | 4/4       |           |
| 99.7   | 108.0                  | 97.2                  | 101.4   | 102.5                           | 103.8                 | 101.5                                       | 105.2   | 1/4. 2018 |           |
| 100.2  | 109.3                  | 95.6                  | 101.8   | 102.4                           | 104.1                 | 101.8                                       | 106.2   | 2/4       |           |
| 99.6   | 110.7                  | 96.0                  | 103.3   | 102.5                           | 104.0                 | 100.9                                       | 106.5   | 3/4       |           |
| 100.6  | 111.6                  | 94.5                  | 104.2   | 102.5                           | 104.3                 | 102.3                                       | 106.3   | 4/4       |           |
| 101.9  | 111.7                  | 97.2                  | 104.8   | 102.5                           | 104.1                 | 102.8                                       | 108.2   | 1/4. 2019 |           |
| 102.1  | 112.5                  | 95.1                  | 105.1   | 103.0                           | 103.8                 | 102.9                                       | 108.1   | 2/4       |           |
| 101.2  | 111.9                  | 97.4                  | 104.9   | 103.4                           | 103.9                 | 102.2                                       | 108.1   | 3/4       |           |
| 102.5  | 110.5                  | 96.1                  | 104.7   | 103.4                           | 104.5                 | 103.5                                       | 108.4   | 4/4       |           |
| 102.6  | 109.8                  | 95.8                  | 104.6   | 103.4                           | 104.5                 | 104.0                                       | 108.5   | 1/4. 2020 |           |
|  |                        |                       |   |                                 |                       |   |   |           |           |
| Fertilizers                                    | Agricultural chemicals | Feeds                 | Agricultural material                                   |                                 | Farm wages & charges  | expenditure                                 | Agricultural lighting and heating expenditure                           | rent      |           |
| 79.3   | 99.2                   | 96.3                  | 100.1   | 104.1                           | 93.9                  | 82.9  | 98.5  | 97.3      | 2016      |
| 75.2   | 96.9                   | 95.4                  | 98.3  | 108.8                           | 98.0                  | 94.1  | 97.5  | 102.0     | 2017      |
| 72.6   | 95.3                   | 94.4                  | 95.9  | 114.8                           | 102.7                 | 108.4                                       | 101.3   | 101.7     | 2018      |
| 72.6   | 96.8                   | 98.2                  | 97.7  | 119.6                           | 106.6                 | 107.7                                       | 109.8   | 105.5     | 2019      |
| 79.3   | 99.2                   | 96.0                  | 100.1   | 104.2                           | 93.0                  | 80.7  | 99.0  | 95.6      | 2/4. 2016 |
| 79.3   | 99.2                   | 96.0                  | 100.1   | 104.8                           | 94.3                  | 85.7  | 99.1  | 95.6      | 3/4       |
| 79.3   | 99.2                   | 95.3                  | 100.1   | 105.9                           | 96.2                  | 87.1  | 97.0  | 102.3     | 4/4       |
| 75.2   | 96.9                   | 94.7                  | 98.3  | 105.7                           | 98.2                  | 95.2  | 97.0  | 102.3     | 1/4. 2017 |
| 75.2   | 96.9                   | 96.0                  | 98.3  | 108.6                           | 97.8                  | 93.3  | 97.2  | 102.3     | 2/4       |
| 75.2   | 96.9                   | 96.0                  | 98.3  | 109.7                           | 97.2                  | 90.9  | 97.3  | 102.3     | 3/4       |
| 75.2   | 96.9                   | 94.9                  | 98.3  | 111.0                           | 98.7                  | 97.2  | 98.4  | 100.9     | 4/4       |
| 72.6   | 95.3                   | 94.4                  | 98.3  | 111.5                           | 99.9                  | 101.7                                       | 98.5  | 100.9     | 1/4. 2018 |
| 72.6   | 95.3                   | 94.4                  | 95.0  | 114.6                           | 100.9                 | 105.2                                       | 98.9  | 100.9     | 2/4       |
| 72.6   | 95.3                   | 94.4                  | 95.0  | 116.0                           | 102.4                 | 110.6                                       | 99.3  | 100.9     | 3/4       |
| 72.6   | 95.3                   | 94.4                  | 95.0  | 117.0                           | 107.7                 | 116.2                                       | 108.7   | 103.9     | 4/4       |
| 72.6   | 96.8                   | 94.4                  | 95.4  | 117.5                           | 104.1                 | 101.7                                       | 108.7   | 103.9     | 1/4. 2019 |
| 72.6   | 96.8                   | 99.5                  | 98.5  | 119.5                           | 106.4                 | 110.3                                       | 109.2   | 103.9     | 2/4       |
| 72.6   | 96.8                   | 99.5                  | 98.5  | 120.6                           | 106.5                 | 109.4                                       | 109.6   | 103.9     | 3/4       |
| 72.6   | 96.8                   | 99.5                  | 98.5  | 120.8                           | 109.4                 | 109.5                                       | 111.6   | 110.3     | 4/4       |
| 77.9   | 118.9                  | 99.5                  | 102.6   | 120.6                           | 108.4                 | 105.6                                       |   |           |           |

Source: Statistics Korea.



# 13. 가 가

## Price Index of Farm Products Received by Farmers (By Classification)

2015=100

|           | All commodities | Grains |        |                        |                      | Vegetables | Leafy vegetables | Root vegetables |
|-----------|-----------------|--------|--------|------------------------|----------------------|------------|------------------|-----------------|
|           |                 | Rice   | Barley | Pulses / other cereals | Root and tuber crops |            |                  |                 |
| 2016      | 102.9           | 89.6   | 104.6  | 100.3                  | 89.6                 | 109.3      | 124.0            | 132.4           |
| 2017      | 107.6           | 86.5   | 95.0   | 129.7                  | 105.3                | 107.6      | 105.3            | 144.6           |
| 2018      | 108.5           | 112.2  | 93.4   | 138.0                  | 148.3                | 110.9      | 110.9            | 132.8           |
| 2019      | 109.1           | 122.8  | 96.4   | 147.3                  | 93.4                 | 101.6      | 99.8             | 108.6           |
| 2016. 2/4 | 97.6            | 92.3   | 102.9  | 88.7                   | 114.1                | 94.1       | 83.9             | 95.5            |
| 3/4       | 100.3           | 88.1   | 95.3   | 96.1                   | 63.7                 | 105.8      | 141.7            | 155.9           |
| 4/4       | 101.3           | 84.9   | 109.8  | 119.0                  | 72.4                 | 115.0      | 137.4            | 203.5           |
| 2017. 1/4 | 112.4           | 84.0   | 132.6  | 140.0                  | 97.2                 | 118.9      | 112.9            | 194.1           |
| 2/4       | 109.6           | 81.2   | 91.9   | 140.1                  | 123.5                | 93.5       | 71.3             | 142.3           |
| 3/4       | 103.6           | 84.1   | 88.2   | 130.0                  | 101.1                | 115.1      | 140.5            | 146.8           |
| 4/4       | 104.6           | 96.0   | 87.6   | 126.2                  | 91.9                 | 128.0      | 91.6             | 93.7            |
| 2018. 1/4 | 110.8           | 105.1  | 95.6   | 140.6                  | 157.6                | 122.1      | 113.6            | 84.1            |
| 2/4       | 104.7           | 109.0  | 96.1   | 151.2                  | 219.8                | 92.8       | 77.2             | 130.3           |
| 3/4       | 107.6           | 114.1  | 85.3   | 117.8                  | 107.8                | 115.0      | 151.9            | 203.2           |
| 4/4       | 109.2           | 120.3  | 94.5   | 144.1                  | 109.2                | 117.6      | 87.2             | 113.0           |
| 2019. 1/4 | 111.6           | 121.8  | 143.8  | 165.2                  | 120.7                | 111.1      | 81.7             | 89.7            |
| 2/4       | 108.1           | 122.6  | 100.0  | 183.3                  | 109.4                | 85.1       | 71.5             | 86.0            |
| 3/4       | 101.5           | 121.3  | 85.7   | 107.0                  | 61.3                 | 95.0       | 108.9            | 89.5            |
| 4/4       | 107.9           | 126.5  | 73.2   | 133.5                  | 79.6                 | 119.5      | 137.8            | 170.7           |
| 2020. 1/4 | 113.4           | 136.8  | 167.3  | 122.2                  | 88.7                 | 124.7      | 129.0            | 166.9           |

|           | Fruits and vegetables |                     |       | Livestock products |                          |       | Other farm products |       |        |
|-----------|-----------------------|---------------------|-------|--------------------|--------------------------|-------|---------------------|-------|--------|
|           |                       |                     |       | 가                  | Other livestock products |       |                     |       |        |
|           | Condiment vegetables  | Fruiting vegetables |       |                    |                          |       |                     |       | Fruits |
| 2016      | 105.5                 | 103.9               | 115.2 | 102.5              | 106.9                    | 94.9  | 96.4                | 105.5 | 97.3   |
| 2017      | 113.5                 | 97.2                | 145.4 | 105.8              | 101.2                    | 113.7 | 92.9                | 101.8 | 109.2  |
| 2018      | 112.0                 | 106.5               | 130.3 | 97.1               | 101.6                    | 89.4  | 94.3                | 115.3 | 93.1   |
| 2019      | 101.7                 | 101.2               | 142.5 | 97.4               | 101.0                    | 91.0  | 98.3                | 108.7 | 103.5  |
| 2016. 2/4 | 103.9                 | 88.0                | 100.0 | 102.8              | 109.5                    | 91.1  | 89.3                | 90.3  | 95.1   |
| 3/4       | 107.4                 | 82.6                | 105.7 | 104.2              | 109.4                    | 95.0  | 99.5                | 86.8  | 95.1   |
| 4/4       | 86.9                  | 121.8               | 95.3  | 103.7              | 104.3                    | 102.7 | 89.2                | 106.1 | 104.1  |
| 2017. 1/4 | 104.5                 | 125.1               | 148.2 | 107.9              | 100.5                    | 120.8 | 95.7                | 132.7 | 113.7  |
| 2/4       | 99.3                  | 89.4                | 176.9 | 111.5              | 103.9                    | 125.0 | 86.2                | 88.8  | 108.6  |
| 3/4       | 123.9                 | 91.3                | 111.6 | 104.9              | 102.5                    | 109.1 | 96.9                | 78.1  | 108.6  |
| 4/4       | 178.3                 | 96.6                | 102.7 | 98.7               | 98.0                     | 99.8  | 86.7                | 107.6 | 106.0  |
| 2018. 1/4 | 127.2                 | 125.9               | 135.2 | 93.5               | 96.0                     | 89.1  | 94.9                | 158.4 | 88.4   |
| 2/4       | 89.8                  | 96.8                | 133.1 | 95.1               | 101.5                    | 84.0  | 86.9                | 103.4 | 88.4   |
| 3/4       | 106.6                 | 95.9                | 120.0 | 101.2              | 106.2                    | 92.5  | 96.9                | 88.9  | 88.4   |
| 4/4       | 128.1                 | 120.0               | 115.7 | 98.7               | 102.6                    | 91.8  | 94.8                | 110.3 | 107.0  |
| 2019. 1/4 | 111.5                 | 125.6               | 139.9 | 95.1               | 101.2                    | 84.4  | 98.1                | 124.1 | 102.4  |
| 2/4       | 78.3                  | 97.2                | 151.4 | 98.0               | 102.4                    | 90.3  | 89.2                | 117.0 | 102.4  |
| 3/4       | 108.6                 | 76.3                | 115.8 | 97.4               | 100.8                    | 91.4  | 98.3                | 79.6  | 102.4  |
| 4/4       | 107.4                 | 117.1               | 98.2  | 99.1               | 99.7                     | 97.9  | 98.4                | 114.2 | 107.0  |
| 2020. 1/4 | 91.9                  | 150.2               | 119.5 | 97.9               | 99.1                     | 95.8  | 96.0                | 122.9 | 105.5  |

:

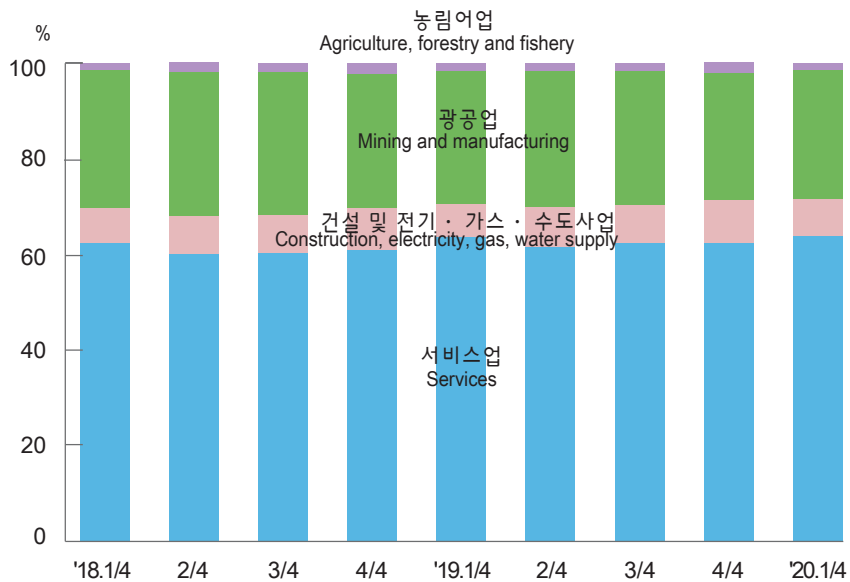
Source: Statistics Korea.

## X. 국민계정

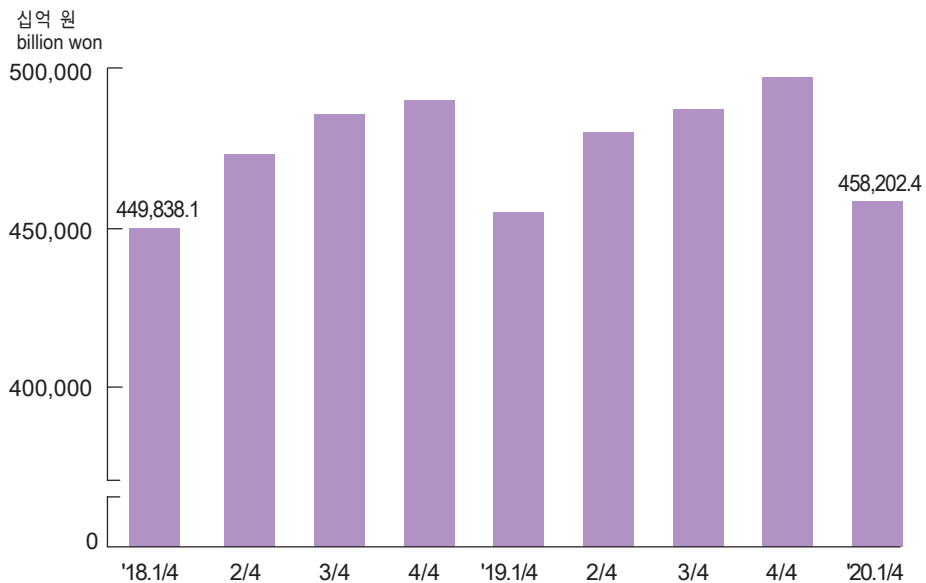
### National Accounts

|   |     |
|---|-----|
| 1. 경제활동별 국내총생산 성장기여도<br>(2015 지수기준년 연쇄가격, 원계열) .....          | 205 |
| 2-1. 경제활동별 국내총생산 및 국민총소득<br>(당해년가격, 원계열) .....                | 206 |
| 2-2. 경제활동별 국내총생산 및 국민총소득<br>(2015 지수기준년 연쇄가격, 원계열) .....      | 208 |
| 3-1. 경제활동별 국내총생산 및 국민총소득<br>(당해년가격, 계절조정) .....               | 210 |
| 3-2. 경제활동별 국내총생산 및 국민총소득<br>(2015 지수기준년 연쇄가격, 계절조정) .....     | 212 |
| 4. 경제활동별 국내총생산 및 국민총소득<br>(전년동기비, 2015 지수기준년 연쇄가격, 원계열) ..... | 214 |
| 5. 경제활동별 국내총생산(디플레이터, 지수, 원계열) .....                          | 216 |
| 6. 총저축과 총투자(당해년가격, 원계열) .....                                 | 218 |

생산구조 (당해년 가격 기준)  
Production Structure of GDP (At Current Prices)



GDP(당해년 가격)  
GDP (At Current Prices)



# 1. (2015 가 , )<sup>1)</sup> Contributions to Growth in Real GDP by Kind of Economic Activity (At Chained 2015 Prices, Original Series)

|           | : %p                                    |                                   |                      |               |                                   |              |   |                            |                       | In %p |
|-----------|---|-----------------------------------|----------------------|---------------|-----------------------------------|--------------|---|----------------------------|-----------------------|-------|
|           | ( 가 )                                   |                                   |                      |               | , 가 <sup>2)</sup>                 |              |   |                            |                       |       |
|           | Gross domestic product at market prices | Agriculture, forestry and fishing | Mining and quarrying | Manufacturing | Electricity, gas and water supply | Construction | Wholesale and retail trade, accommodation and food services | Transportation and storage | Finance and insurance |       |
| 2013      | 3.2                                     | 0.1                               | 0.0                  | 0.9           | 0.0                               | 0.2          | 0.4   | 0.0                        | 0.3                   |       |
| 2014      | 3.2                                     | 0.1                               | 0.0                  | 0.9           | 0.0                               | 0.1          | 0.1   | 0.0                        | 0.3                   |       |
| 2015      | 2.8                                     | 0.0                               | 0.0                  | 0.5           | 0.1                               | 0.3          | 0.3   | 0.1                        | 0.4                   |       |
| 2016      | 2.9                                     | -0.1                              | 0.0                  | 0.6           | 0.0                               | 0.5          | 0.3   | 0.0                        | 0.1                   |       |
| 2017      | 3.2                                     | 0.0                               | 0.0                  | 1.0           | 0.2                               | 0.3          | 0.2   | 0.1                        | 0.2                   |       |
| 2018      | 2.9                                     | 0.0                               | 0.0                  | 0.9           | 0.0                               | -0.2         | 0.3   | 0.1                        | 0.3                   |       |
| 2019      | 2.0                                     | 0.0                               | 0.0                  | 0.3           | 0.1                               | -0.1         | 0.1   | 0.0                        | 0.2                   |       |
| 2017. 2/4 | 2.7                                     | 0.1                               | 0.0                  | 0.6           | 0.2                               | 0.4          | 0.1   | 0.0                        | 0.3                   |       |
| 3/4       | 3.9                                     | 0.1                               | 0.0                  | 1.7           | 0.2                               | 0.2          | 0.3   | 0.1                        | 0.3                   |       |
| 4/4       | 2.9                                     | 0.1                               | 0.0                  | 0.6           | 0.1                               | 0.1          | 0.3   | 0.2                        | 0.1                   |       |
| 2018. 1/4 | 3.0                                     | 0.1                               | 0.0                  | 0.3           | -0.1                              | 0.0          | 0.3   | 0.1                        | 0.4                   |       |
| 2/4       | 3.1                                     | 0.0                               | 0.0                  | 0.8           | 0.0                               | 0.0          | 0.2   | 0.2                        | 0.3                   |       |
| 3/4       | 2.4                                     | -0.1                              | 0.0                  | 0.9           | 0.0                               | -0.3         | 0.2   | 0.1                        | 0.3                   |       |
| 4/4       | 3.1                                     | 0.0                               | 0.0                  | 1.5           | 0.0                               | -0.3         | 0.3   | 0.1                        | 0.2                   |       |
| 2019. 1/4 | 1.8                                     | 0.1                               | 0.0                  | 0.3           | 0.1                               | -0.4         | 0.3   | 0.1                        | 0.2                   |       |
| 2/4       | 2.1                                     | 0.0                               | 0.0                  | 0.2           | 0.2                               | -0.1         | 0.0   | 0.0                        | 0.3                   |       |
| 3/4       | 2.0                                     | 0.1                               | 0.0                  | 0.3           | 0.0                               | -0.1         | 0.0   | 0.0                        | 0.2                   |       |
| 4/4       | 2.3                                     | 0.0                               | 0.0                  | 0.5           | 0.0                               | 0.1          | 0.1   | 0.0                        | 0.3                   |       |
| 2020. 1/4 | 1.4                                     | 0.0                               | 0.0                  | 0.9           | 0.2                               | 0.1          | -0.4  | -0.3                       | 0.3                   |       |

|           |             |                               |                     |  |           |                              |                             | 가가<br>( 가 )                       |                                  |  |
|-----------|-------------|-------------------------------|---------------------|--|-----------|------------------------------|-----------------------------|-----------------------------------|----------------------------------|--|
|           | Real estate | Information and communication | Business activities | Public administration, defence and social security | Education | Human health and social work | Cultural and other services | Gross value added at basic prices | Taxes less subsidies on products |  |
| 2013      | 0.1         | 0.2                           | 0.5                 | 0.2  | 0.1       | 0.2                          | 0.0                         | 3.1                               | 0.1                              |  |
| 2014      | 0.3         | 0.1                           | 0.4                 | 0.2  | 0.0       | 0.3                          | 0.0                         | 2.8                               | 0.4                              |  |
| 2015      | 0.1         | 0.0                           | 0.4                 | 0.2  | 0.1       | 0.2                          | -0.1                        | 2.5                               | 0.3                              |  |
| 2016      | 0.3         | 0.2                           | 0.2                 | 0.2  | 0.1       | 0.3                          | 0.1                         | 2.6                               | 0.4                              |  |
| 2017      | 0.2         | 0.1                           | 0.2                 | 0.2  | 0.1       | 0.3                          | 0.0                         | 2.9                               | 0.2                              |  |
| 2018      | 0.2         | 0.2                           | 0.3                 | 0.2  | 0.1       | 0.3                          | 0.1                         | 2.8                               | 0.1                              |  |
| 2019      | 0.2         | 0.2                           | 0.2                 | 0.2  | 0.1       | 0.4                          | 0.0                         | 1.9                               | 0.1                              |  |
| 2017. 2/4 | 0.1         | 0.0                           | 0.1                 | 0.2  | 0.1       | 0.3                          | 0.0                         | 2.5                               | 0.2                              |  |
| 3/4       | 0.1         | 0.1                           | 0.2                 | 0.1  | 0.1       | 0.2                          | 0.0                         | 3.7                               | 0.2                              |  |
| 4/4       | 0.1         | 0.2                           | 0.3                 | 0.2  | 0.1       | 0.3                          | 0.0                         | 2.6                               | 0.3                              |  |
| 2018. 1/4 | 0.3         | 0.3                           | 0.4                 | 0.2  | 0.1       | 0.3                          | 0.1                         | 2.8                               | 0.2                              |  |
| 2/4       | 0.3         | 0.3                           | 0.4                 | 0.2  | 0.1       | 0.3                          | 0.0                         | 2.9                               | 0.2                              |  |
| 3/4       | 0.2         | 0.1                           | 0.3                 | 0.2  | 0.1       | 0.4                          | 0.0                         | 2.3                               | 0.1                              |  |
| 4/4       | 0.2         | 0.0                           | 0.3                 | 0.2  | 0.1       | 0.4                          | 0.0                         | 3.1                               | 0.0                              |  |
| 2019. 1/4 | 0.1         | 0.2                           | 0.0                 | 0.3  | 0.1       | 0.4                          | 0.0                         | 1.7                               | 0.0                              |  |
| 2/4       | 0.2         | 0.2                           | 0.3                 | 0.2  | 0.1       | 0.4                          | 0.0                         | 2.0                               | 0.1                              |  |
| 3/4       | 0.2         | 0.1                           | 0.3                 | 0.2  | 0.1       | 0.3                          | 0.0                         | 1.7                               | 0.2                              |  |
| 4/4       | 0.2         | 0.2                           | 0.4                 | 0.2  | 0.1       | 0.3                          | 0.0                         | 2.3                               | 0.0                              |  |
| 2020. 1/4 | 0.1         | 0.2                           | 0.1                 | 0.3  | -0.1      | 0.2                          | -0.3                        | 1.3                               | 0.1                              |  |

: 1) 2018

2) ,  
Note: 1) After 2018 figures are preliminary.  
2) Waste management and remediation activities are included.

Source: The Bank of Korea.

2-1.

1)

( 가 , )

: 10

|           | ( 가 )                                      |                                      |   |               | , 가 <sup>2)</sup>                    |
|-----------|--|--------------------------------------|---|---------------|--------------------------------------|
|           | Gross domestic product<br>at market prices | Agriculture, forestry<br>and fishing | Mining and quarrying                                  | Manufacturing | Electricity, gas and water<br>supply |
| 2012      | 1,440,111.4                                | 31,483.5                             | 1,911.7   | 400,810.3     | 25,779.0                             |
| 2013      | 1,500,819.1                                | 31,502.9                             | 2,102.3   | 417,015.4     | 29,357.2                             |
| 2014      | 1,562,928.9                                | 32,144.4                             | 2,088.5   | 422,654.3     | 35,747.1                             |
| 2015      | 1,658,020.4                                | 33,225.2                             | 2,144.8   | 441,133.5     | 41,760.4                             |
| 2016      | 1,740,779.6                                | 32,361.7                             | 2,367.7   | 458,830.6     | 44,307.8                             |
| 2017      | 1,835,698.2                                | 33,974.3                             | 2,348.8   | 494,644.9     | 40,014.2                             |
| 2018      | 1,898,192.6                                | 33,150.1                             | 2,128.2   | 505,650.2     | 35,153.4                             |
| 2019      | 1,919,039.9                                | 31,134.9                             | 1,943.6   | 485,945.6     | 36,580.7                             |
| 2017. 2/4 | 454,141.7                                  | 9,031.5                              | 703.9   | 124,549.2     | 8,890.9                              |
| 3/4       | 473,436.2                                  | 8,720.7                              | 544.6   | 128,919.6     | 9,953.2                              |
| 4/4       | 475,092.9                                  | 9,613.1                              | 541.2   | 123,512.9     | 10,163.6                             |
| 2018. 1/4 | 449,838.1                                  | 6,267.5                              | 503.8   | 117,982.8     | 9,939.9                              |
| 2/4       | 473,018.3                                  | 8,425.7                              | 627.7   | 130,006.5     | 7,725.3                              |
| 3/4       | 485,535.7                                  | 8,125.8                              | 453.8   | 132,312.0     | 8,796.9                              |
| 4/4       | 489,800.5                                  | 10,331.2                             | 543.0   | 125,348.9     | 8,691.3                              |
| 2019. 1/4 | 454,891.0                                  | 6,219.7                              | 451.2   | 115,691.8     | 9,876.9                              |
| 2/4       | 479,907.0                                  | 8,155.3                              | 552.8   | 125,152.2     | 8,591.8                              |
| 3/4       | 487,177.0                                  | 7,154.4                              | 422.2   | 124,778.6     | 8,807.8                              |
| 4/4       | 497,064.8                                  | 9,605.5                              | 517.5   | 120,323.0     | 9,304.2                              |
| 2020. 1/4 | 458,202.4                                  | 6,573.8                              | 439.2   | 112,473.0     | 11,689.4                             |
|           | Information and<br>communication           | Business activities                  | Public administration,<br>defence and social security | Education     | Human health and social<br>work      |
| 2012      | 60,214.2                                   | 113,053.1                            | 81,486.9  | 73,365.2      | 51,610.0                             |
| 2013      | 63,368.4                                   | 122,060.2                            | 86,132.3  | 76,521.9      | 54,730.0                             |
| 2014      | 66,375.1                                   | 131,198.8                            | 90,616.8  | 79,125.4      | 59,058.8                             |
| 2015      | 69,789.1                                   | 141,918.6                            | 95,491.0  | 82,133.7      | 63,337.3                             |
| 2016      | 74,469.7                                   | 147,218.4                            | 100,787.1   | 84,528.3      | 68,704.8                             |
| 2017      | 76,712.2                                   | 154,495.4                            | 107,325.6   | 87,880.4      | 74,706.8                             |
| 2018      | 79,536.2                                   | 165,545.5                            | 114,862.8   | 90,676.5      | 81,128.2                             |
| 2019      | 82,602.9                                   | 175,225.1                            | 122,162.4   | 93,717.9      | 88,588.1                             |
| 2017. 2/4 | 18,406.6                                   | 38,503.3                             | 26,447.6  | 21,475.0      | 19,201.8                             |
| 3/4       | 18,743.4                                   | 38,819.9                             | 27,519.1  | 22,943.7      | 18,476.2                             |
| 4/4       | 21,611.8                                   | 42,835.5                             | 25,388.2  | 21,684.6      | 18,839.2                             |
| 2018. 1/4 | 19,207.9                                   | 37,082.9                             | 29,538.0  | 22,451.3      | 19,759.3                             |
| 2/4       | 19,471.3                                   | 41,530.8                             | 28,139.6  | 22,736.8      | 20,426.0                             |
| 3/4       | 18,991.0                                   | 41,349.1                             | 29,743.3  | 23,626.6      | 19,960.6                             |
| 4/4       | 21,866.0                                   | 45,582.8                             | 27,441.9  | 21,861.8      | 20,982.4                             |
| 2019. 1/4 | 19,752.5                                   | 38,154.8                             | 31,347.3  | 22,943.7      | 21,569.0                             |
| 2/4       | 20,378.2                                   | 44,225.0                             | 29,988.4  | 23,722.1      | 22,306.6                             |
| 3/4       | 19,514.8                                   | 43,801.1                             | 31,612.4  | 24,236.5      | 21,836.5                             |
| 4/4       | 22,957.4                                   | 49,044.2                             | 29,214.4  | 22,815.7      | 22,876.1                             |
| 2020. 1/4 | 20,650.7                                   | 40,123.4                             | 33,587.7  | 23,157.5      | 22,832.7                             |

: 1) 2018

2)

:

## 2-1. GDP by Kind of Economic Activity and GNI <sup>1)</sup>

### (At Current Prices, Original Series)

In billion won

| Construction                   | Wholesale and retail trade,<br>accommodation and food<br>services | Transportation and storage          | Finance and insurance                           | Real estate           |           |
|--------------------------------|---|-------------------------------------|---|-----------------------|-----------|
| 63,076.6                       | 148,070.5   | 44,128.5                            | 81,294.2  | 103,066.0             | 2012      |
| 68,524.7                       | 152,879.3   | 47,334.5                            | 79,411.1  | 108,223.2             | 2013      |
| 72,338.7                       | 152,588.2   | 51,325.9                            | 84,176.3  | 115,914.2             | 2014      |
| 81,174.2                       | 160,345.6   | 58,499.6                            | 88,257.8  | 122,197.8             | 2015      |
| 91,543.0                       | 169,240.8   | 58,803.1                            | 89,593.7  | 128,539.4             | 2016      |
| 101,196.6                      | 175,124.9   | 58,283.7                            | 96,983.7  | 133,152.6             | 2017      |
| 103,323.1                      | 180,424.1   | 57,925.7                            | 104,189.5                                       | 138,192.6             | 2018      |
| 105,592.1                      | 180,358.0   | 59,949.6                            | 104,718.6                                       | 142,735.8             | 2019      |
| 25,695.2                       | 42,969.6  | 13,985.2                            | 24,189.2  | 33,173.9              | 2/4. 2017 |
| 26,256.0                       | 44,823.7  | 15,079.2                            | 25,363.9  | 33,613.2              | 3/4       |
| 29,847.9                       | 45,625.6  | 15,844.6                            | 23,885.3  | 33,568.2              | 4/4       |
| 20,365.9                       | 44,464.7  | 13,651.4                            | 25,968.9  | 34,378.8              | 1/4. 2018 |
| 26,934.4                       | 43,936.9  | 13,585.0                            | 26,271.4  | 34,538.9              | 2/4       |
| 26,089.0                       | 45,114.7  | 14,199.5                            | 26,343.3  | 34,651.7              | 3/4       |
| 29,933.8                       | 46,907.7  | 16,489.8                            | 25,606.0  | 34,623.1              | 4/4       |
| 19,794.8                       | 44,603.5  | 14,384.6                            | 26,084.0  | 35,000.4              | 1/4. 2019 |
| 27,580.1                       | 43,840.0  | 14,115.8                            | 26,564.2  | 35,632.9              | 2/4       |
| 26,638.5                       | 45,008.4  | 14,760.8                            | 26,454.1  | 36,010.8              | 3/4       |
| 31,578.7                       | 46,906.2  | 16,688.4                            | 25,616.3  | 36,091.7              | 4/4       |
| 20,826.3                       | 41,949.5  | 13,148.9                            | 26,764.1  | 35,745.9              | 1/4. 2020 |
| Cultural and other<br>services | 가가<br>( 가 )<br>Gross value added at<br>basic prices               | Taxes less subsidies on<br>products | Net factor income from the<br>rest of the world | Gross national income |           |
| 36,826.9                       | 1,316,176.6   | 123,934.8                           | 15,058.9  | 1,455,170.3           | 2012      |
| 37,995.3                       | 1,377,158.7   | 123,660.4                           | 9,565.8   | 1,510,384.9           | 2013      |
| 39,312.2                       | 1,434,664.6   | 128,264.3                           | 7,564.4   | 1,570,493.3           | 2014      |
| 39,499.3                       | 1,520,907.9   | 137,112.5                           | 5,186.2   | 1,663,206.6           | 2015      |
| 41,786.5                       | 1,593,082.8   | 147,696.8                           | 6,363.9   | 1,747,143.5           | 2016      |
| 42,174.6                       | 1,679,018.7   | 156,679.6                           | 7,482.6   | 1,843,180.9           | 2017      |
| 44,654.5                       | 1,736,540.6   | 161,651.9                           | 7,644.9   | 1,905,837.5           | 2018      |
| 45,365.8                       | 1,756,621.3   | 162,418.6                           | 16,675.3  | 1,935,715.1           | 2019      |
| 9,644.1                        | 416,867.0   | 37,274.7                            | -3,163.0  | 450,978.7             | 2/4. 2017 |
| 11,791.6                       | 431,568.0   | 41,868.3                            | 4,833.6   | 478,269.9             | 3/4       |
| 10,391.7                       | 433,353.2   | 41,739.7                            | 3,629.6   | 478,722.5             | 4/4       |
| 11,158.5                       | 412,721.5   | 37,116.6                            | 2,721.4   | 452,559.5             | 1/4. 2018 |
| 10,165.8                       | 434,522.0   | 38,496.3                            | -2,715.0  | 470,303.3             | 2/4       |
| 12,287.1                       | 442,044.5   | 43,491.2                            | 4,077.4   | 489,613.1             | 3/4       |
| 11,043.1                       | 447,252.6   | 42,547.9                            | 3,561.2   | 493,361.7             | 4/4       |
| 11,165.7                       | 417,039.7   | 37,851.3                            | 2,176.6   | 457,067.6             | 1/4. 2019 |
| 10,423.5                       | 441,229.0   | 38,678.1                            | -240.4  | 479,666.6             | 2/4       |
| 12,562.1                       | 443,599.0   | 43,578.0                            | 7,743.8   | 494,920.8             | 3/4       |
| 11,214.5                       | 454,753.6   | 42,311.2                            | 6,995.3   | 504,060.2             | 4/4       |
| 10,100.7                       | 420,062.8   | 38,139.6                            | 5,009.4   | 463,211.8             | 1/4. 2020 |

Note: 1) After 2018 figures are preliminary.

2) Waste management and remediation activities are included.

Source: The Bank of Korea.

## 2-2. (2015 가 , )

1)2)3)

: 10

|          | ( 가 )                                      |                                      |                      |               | , 가 <sup>4)</sup>                    |
|----------|--|--------------------------------------|----------------------|---------------|--------------------------------------|
|          | Gross domestic product<br>at market prices | Agriculture, forestry<br>and fishing | Mining and quarrying | Manufacturing | Electricity, gas and water<br>supply |
| 2012     | 1,514,736.6                                | 30,419.7                             | 2,260.4              | 407,959.9     | 40,543.0                             |
| 2013     | 1,562,673.6                                | 31,696.7                             | 2,355.9              | 420,493.0     | 39,510.3                             |
| 2014     | 1,612,717.5                                | 33,307.4                             | 2,362.7              | 433,853.5     | 40,510.8                             |
| 2015     | 1,658,020.4                                | 33,225.2                             | 2,144.8              | 441,133.5     | 41,760.4                             |
| 2016     | 1,706,880.3                                | 31,353.2                             | 2,296.0              | 451,294.2     | 41,262.6                             |
| 2017     | 1,760,811.5                                | 32,059.8                             | 2,204.5              | 468,070.3     | 43,813.8                             |
| 2018     | 1,812,005.4                                | 32,109.2                             | 2,041.6              | 483,530.2     | 43,082.6                             |
| 2019     | 1,848,958.5                                | 32,859.2                             | 1,867.6              | 489,612.8     | 44,921.8                             |
| 2017.2/4 | 438,108.4                                  | 8,139.5                              | 657.7                | 116,254.1     | 10,864.0                             |
| 3/4      | 443,682.1                                  | 8,194.7                              | 575.4                | 118,620.5     | 10,284.2                             |
| 4/4      | 462,061.6                                  | 10,144.5                             | 473.7                | 122,461.9     | 10,858.7                             |
| 2018.1/4 | 429,666.4                                  | 5,994.9                              | 452.3                | 112,057.4     | 11,484.0                             |
| 2/4      | 451,781.6                                  | 8,198.1                              | 590.5                | 119,782.5     | 10,731.7                             |
| 3/4      | 454,166.9                                  | 7,876.2                              | 503.9                | 122,465.6     | 9,986.0                              |
| 4/4      | 476,390.4                                  | 10,040.1                             | 494.8                | 129,224.7     | 10,880.8                             |
| 2019.1/4 | 437,193.3                                  | 6,221.5                              | 411.8                | 113,265.5     | 12,437.0                             |
| 2/4      | 461,251.3                                  | 8,159.0                              | 524.5                | 120,836.2     | 12,049.0                             |
| 3/4      | 463,085.9                                  | 8,322.0                              | 451.3                | 124,058.6     | 9,634.0                              |
| 4/4      | 487,427.9                                  | 10,156.7                             | 480.0                | 131,452.4     | 10,801.8                             |
| 2020.1/4 | 443,200.4                                  | 6,197.8                              | 420.2                | 117,204.1     | 13,329.0                             |

|          | Business activities | Public administration,<br>defence and social security | Education | Human health and social<br>work | Cultural and other services |
|----------|---------------------|---|-----------|---------------------------------|-----------------------------|
| 2012     | 120,689.3           | 87,761.3  | 78,851.7  | 53,265.3                        | 41,259.1                    |
| 2013     | 128,150.4           | 90,220.5  | 80,729.3  | 56,504.6                        | 41,320.2                    |
| 2014     | 135,198.5           | 92,971.8  | 81,146.2  | 60,491.0                        | 40,890.0                    |
| 2015     | 141,918.6           | 95,491.0  | 82,133.7  | 63,337.3                        | 39,499.3                    |
| 2016     | 145,077.1           | 98,023.2  | 83,160.6  | 67,974.6                        | 40,839.4                    |
| 2017     | 147,949.8           | 100,722.8   | 84,806.1  | 72,330.1                        | 40,495.8                    |
| 2018     | 153,604.6           | 104,100.5   | 86,222.9  | 78,267.5                        | 41,604.3                    |
| 2019     | 157,790.8           | 108,219.5   | 87,493.6  | 85,046.7                        | 41,709.1                    |
| 2017.2/4 | 37,126.6            | 25,527.4  | 19,490.9  | 18,587.6                        | 9,314.8                     |
| 3/4      | 36,904.6            | 23,780.6  | 21,329.9  | 17,698.0                        | 11,220.3                    |
| 4/4      | 41,046.1            | 24,606.3  | 21,072.8  | 18,451.9                        | 9,963.1                     |
| 2018.1/4 | 34,373.1            | 27,705.7  | 23,209.0  | 18,816.4                        | 10,529.5                    |
| 2/4      | 38,794.4            | 26,362.5  | 19,789.3  | 19,711.6                        | 9,498.4                     |
| 3/4      | 38,108.7            | 24,596.1  | 21,790.4  | 19,319.1                        | 11,403.2                    |
| 4/4      | 42,328.4            | 25,436.2  | 21,434.2  | 20,420.3                        | 10,173.2                    |
| 2019.1/4 | 34,574.8            | 28,721.8  | 23,515.8  | 20,573.9                        | 10,348.9                    |
| 2/4      | 39,916.4            | 27,385.6  | 20,086.6  | 21,502.6                        | 9,617.0                     |
| 3/4      | 39,373.3            | 25,601.2  | 22,146.5  | 20,895.3                        | 11,491.7                    |
| 4/4      | 43,926.3            | 26,510.9  | 21,744.7  | 22,075.0                        | 10,251.5                    |
| 2020.1/4 | 34,978.1            | 30,016.1  | 23,048.3  | 21,356.0                        | 9,179.6                     |

: 1) 2018

2) 가 GDP 가 ( )

3)

4) ,

:

## 2-2. GDP by Kind of Economic Activity and GNI <sup>1)2)3)</sup> (At Chained 2015 Prices, Original Series)

In billion won

| Construction                                 | Wholesale and retail trade, accommodation and food services | Transportation and storage                   | Finance and insurance                        | Real estate                                  | Information and communication                |                                |
|--|---|--|--|--|--|--------------------------------|
| 72,170.1<br>75,294.0                         | 148,400.7<br>153,620.4                                      | 55,626.4<br>56,445.6                         | 73,997.3<br>77,292.5                         | 113,858.9<br>115,167.7                       | 64,105.8<br>67,894.8                         | 2012<br>2013                   |
| 76,415.0<br>81,174.2                         | 155,151.3<br>160,345.6                                      | 57,135.1<br>58,499.6                         | 82,077.2<br>88,257.8                         | 120,195.6<br>122,197.8                       | 69,064.0<br>69,789.1                         | 2014<br>2015                   |
| 89,140.0<br>94,368.5                         | 164,704.5<br>167,746.5                                      | 58,713.7<br>60,289.1                         | 89,948.0<br>93,709.2                         | 126,461.1<br>129,307.2                       | 73,517.0<br>75,814.3                         | 2016<br>2017                   |
| 91,740.9<br>89,484.1                         | 172,543.2<br>174,419.9                                      | 62,521.7<br>62,746.9                         | 98,999.6<br>103,386.2                        | 133,422.5<br>136,593.8                       | 79,245.6<br>82,473.3                         | 2018<br>2019                   |
| 25,213.5<br>24,241.5<br>26,715.0             | 42,121.9<br>41,644.3<br>44,568.4                            | 14,741.6<br>15,405.3<br>15,950.1             | 23,618.6<br>23,719.3<br>23,157.7             | 32,439.5<br>32,814.5<br>32,122.0             | 18,006.1<br>18,649.5<br>21,214.5             | 2/4. 2017<br>3/4<br>4/4        |
| 18,417.7<br>25,069.1<br>22,839.8<br>25,414.3 | 40,864.0<br>43,131.4<br>42,547.8<br>46,000.1                | 14,481.8<br>15,499.8<br>16,003.8<br>16,536.3 | 24,918.2<br>24,878.9<br>24,986.8<br>24,215.8 | 33,107.3<br>33,580.7<br>33,573.5<br>33,161.1 | 19,352.7<br>19,311.1<br>19,163.7<br>21,418.1 | 1/4. 2018<br>2/4<br>3/4<br>4/4 |
| 17,063.3<br>24,409.7<br>22,281.6<br>25,729.6 | 42,137.7<br>43,352.4<br>42,615.8<br>46,314.0                | 14,786.6<br>15,484.4<br>16,012.8<br>16,463.2 | 25,661.7<br>26,091.1<br>26,031.8<br>25,601.6 | 33,633.4<br>34,381.3<br>34,432.0<br>34,147.2 | 20,250.7<br>20,177.0<br>19,622.0<br>22,423.6 | 1/4. 2019<br>2/4<br>3/4<br>4/4 |
| 17,569.7                                     | 40,393.3  | 13,276.3                                     | 27,230.0                                     | 34,140.0                                     | 20,968.6                                     | 1/4. 2020                      |

| 가가<br>(가) | Gross value added at basic prices                | Taxes less subsidies on products             | Trading gains and losses from changes in the terms of trade | Gross domestic income                            | Net factor income from the rest of the world | Gross national income                            |                                |
|-----------|--|--|---|--|--|--|--------------------------------|
|           | 1,389,383.9<br>1,436,067.6                       | 125,268.0<br>126,634.0                       | -74,211.9<br>-60,678.4                                      | 1,440,524.7<br>1,501,995.2                       | 15,346.1<br>9,700.8                          | 1,455,657.3<br>1,511,625.6                       | 2012<br>2013                   |
|           | 1,480,546.7<br>1,520,907.9                       | 132,172.6<br>137,112.5                       | -55,903.9<br>0.0  | 1,556,813.6<br>1,658,020.4                       | 7,626.3<br>5,186.2                           | 1,564,406.6<br>1,663,206.6                       | 2014<br>2015                   |
|           | 1,563,765.1<br>1,613,713.1                       | 143,115.2<br>147,105.4                       | 23,569.7<br>25,915.5  | 1,730,450.0<br>1,786,727.1                       | 6,177.2<br>7,084.6                           | 1,736,627.2<br>1,793,818.4                       | 2016<br>2017                   |
|           | 1,663,057.0<br>1,698,258.5                       | 149,011.6<br>150,812.7                       | 3,009.2<br>-40,224.9  | 1,815,014.6<br>1,808,733.6                       | 7,105.6<br>15,335.4                          | 1,822,153.4<br>1,824,136.5                       | 2018<br>2019                   |
|           | 402,130.1<br>405,038.3<br>422,826.1              | 35,988.0<br>38,625.3<br>39,229.2             | 5,849.3<br>7,387.5<br>3,812.2                               | 443,957.7<br>451,069.6<br>465,873.9              | -3,089.8<br>4,596.2<br>3,460.0               | 440,868.4<br>455,671.2<br>469,337.0              | 2/4. 2017<br>3/4<br>4/4        |
|           | 395,478.8<br>415,027.6<br>415,236.6<br>437,313.9 | 34,228.7<br>36,778.6<br>38,909.2<br>39,095.0 | 7,674.1<br>1,720.1<br>-1,468.1<br>-4,916.9                  | 437,340.5<br>453,501.8<br>452,698.8<br>471,473.5 | 2,650.0<br>-2,692.2<br>3,801.9<br>3,345.9    | 439,997.0<br>450,825.9<br>456,502.4<br>474,828.1 | 1/4. 2018<br>2/4<br>3/4<br>4/4 |
|           | 402,909.5<br>423,896.8<br>423,170.5<br>448,281.8 | 34,361.0<br>37,391.7<br>39,862.3<br>39,197.6 | -1,281.8<br>-10,066.1<br>-13,668.9<br>-15,208.1             | 435,911.5<br>451,185.2<br>449,417.1<br>472,219.8 | 2,100.6<br>-383.4<br>7,154.7<br>6,463.6      | 438,021.1<br>450,834.8<br>456,586.5<br>478,694.1 | 1/4. 2019<br>2/4<br>3/4<br>4/4 |
|           | 408,537.0  | 34,748.1                                     | -10,009.0   | 433,191.4  | 4,782.0                                      | 437,974.6  | 1/4. 2020                      |

Note: 1) After 2018 figures are preliminary.

2) An aggregate (or any intermediate aggregate) valued at chained prices is not identical with the sum of its components because of non-additivity.

3) Since each component's chained-won estimates could not represent the relative importance within their relevant components accurately, users should keep in mind the characteristic when they compare a component with others relatively.

4) Waste management and remediation activities are included.

Source: The Bank of Korea.



3-1.

1)

( 가 , )

: 10

|           | ( 가 )                                      |                                      |                      |               | , 가 <sup>2)</sup>                    |
|-----------|--|--------------------------------------|----------------------|---------------|--------------------------------------|
|           | Gross domestic product<br>at market prices | Agriculture, forestry<br>and fishing | Mining and quarrying | Manufacturing | Electricity, gas and<br>water supply |
| 2014. 3/4 | 390,500.4                                  | 8,051.1                              | 511.2                | 103,492.4     | 9,074.6                              |
| 4/4       | 396,699.4                                  | 8,326.3                              | 507.3                | 105,415.6     | 9,501.5                              |
| 2015. 1/4 | 408,505.5                                  | 8,440.4                              | 503.4                | 110,319.3     | 10,168.8                             |
| 2/4       | 411,919.5                                  | 8,266.6                              | 544.2                | 109,757.9     | 10,314.6                             |
| 3/4       | 417,063.3                                  | 8,259.7                              | 546.8                | 110,464.7     | 10,443.2                             |
| 4/4       | 420,532.1                                  | 8,258.5                              | 550.5                | 110,591.6     | 10,833.8                             |
| 2016. 1/4 | 428,888.3                                  | 7,824.9                              | 569.4                | 113,402.6     | 11,162.7                             |
| 2/4       | 435,080.7                                  | 8,494.2                              | 563.6                | 115,137.1     | 11,410.4                             |
| 3/4       | 434,615.3                                  | 8,058.8                              | 617.3                | 111,953.7     | 11,248.6                             |
| 4/4       | 442,195.3                                  | 7,983.8                              | 617.4                | 118,337.1     | 10,486.2                             |
| 2017. 1/4 | 450,043.3                                  | 8,519.6                              | 616.3                | 122,109.1     | 10,100.2                             |
| 2/4       | 454,400.0                                  | 8,642.2                              | 602.4                | 121,188.5     | 10,107.7                             |
| 3/4       | 467,937.3                                  | 8,728.9                              | 577.5                | 128,335.0     | 9,826.4                              |
| 4/4       | 463,317.6                                  | 8,083.6                              | 552.5                | 123,012.3     | 9,979.9                              |
| 2018. 1/4 | 467,865.8                                  | 8,131.6                              | 553.3                | 122,700.7     | 9,189.3                              |
| 2/4       | 472,912.0                                  | 8,089.1                              | 535.8                | 126,709.1     | 8,751.1                              |
| 3/4       | 479,659.0                                  | 8,233.5                              | 491.3                | 131,215.8     | 8,678.4                              |
| 4/4       | 477,755.9                                  | 8,695.9                              | 547.8                | 125,024.6     | 8,534.5                              |
| 2019. 1/4 | 473,137.9                                  | 8,078.8                              | 495.3                | 120,411.0     | 9,113.9                              |
| 2/4       | 479,935.6                                  | 7,795.2                              | 469.2                | 121,998.3     | 9,687.4                              |
| 3/4       | 481,410.5                                  | 7,226.9                              | 462.5                | 123,467.5     | 8,666.3                              |
| 4/4       | 484,555.9                                  | 8,034.0                              | 516.6                | 120,068.9     | 9,113.2                              |
| 2020. 1/4 | 476,805.3                                  | 8,519.9                              | 481.8                | 117,084.7     | 10,771.9                             |

|           | Information and<br>communication | Business activities | Public administration,<br>defence and social security | Education | Human health and social<br>work |
|-----------|----------------------------------|---------------------|---|-----------|---------------------------------|
| 2014. 3/4 | 16,790.1                         | 33,054.2            | 22,651.8  | 19,862.1  | 14,859.8                        |
| 4/4       | 17,013.5                         | 33,872.0            | 23,034.4  | 20,029.9  | 15,209.9                        |
| 2015. 1/4 | 17,090.5                         | 34,783.6            | 23,570.7  | 20,214.7  | 15,516.2                        |
| 2/4       | 17,252.1                         | 35,097.8            | 23,630.8  | 21,118.1  | 15,693.4                        |
| 3/4       | 17,626.0                         | 35,874.3            | 23,938.9  | 20,207.9  | 15,772.3                        |
| 4/4       | 17,820.5                         | 36,163.0            | 24,350.6  | 20,593.0  | 16,355.4                        |
| 2016. 1/4 | 18,162.7                         | 36,520.6            | 24,618.2  | 20,772.6  | 16,718.9                        |
| 2/4       | 18,570.8                         | 36,622.2            | 24,881.0  | 20,938.4  | 16,979.3                        |
| 3/4       | 18,929.7                         | 36,924.0            | 25,596.7  | 21,171.0  | 17,366.8                        |
| 4/4       | 18,806.4                         | 37,151.6            | 25,691.3  | 21,646.4  | 17,639.9                        |
| 2017. 1/4 | 18,828.7                         | 37,656.7            | 26,289.1  | 21,777.9  | 17,980.9                        |
| 2/4       | 18,698.3                         | 38,255.3            | 26,965.7  | 21,741.4  | 18,621.1                        |
| 3/4       | 19,406.1                         | 38,947.9            | 26,986.9  | 21,979.6  | 18,964.7                        |
| 4/4       | 19,779.1                         | 39,635.5            | 27,083.8  | 22,381.5  | 19,140.1                        |
| 2018. 1/4 | 20,024.8                         | 40,686.6            | 27,808.5  | 22,554.4  | 19,541.0                        |
| 2/4       | 19,789.7                         | 41,160.3            | 28,607.4  | 22,745.1  | 19,847.1                        |
| 3/4       | 19,813.8                         | 41,511.9            | 29,114.4  | 22,733.5  | 20,457.5                        |
| 4/4       | 19,907.9                         | 42,186.7            | 29,332.5  | 22,643.4  | 21,282.5                        |
| 2019. 1/4 | 20,549.4                         | 41,936.4            | 29,530.6  | 23,112.8  | 21,308.2                        |
| 2/4       | 20,747.1                         | 43,831.5            | 30,439.3  | 23,538.2  | 21,734.1                        |
| 3/4       | 20,498.1                         | 44,054.2            | 30,929.5  | 23,393.7  | 22,358.7                        |
| 4/4       | 20,808.3                         | 45,403.0            | 31,263.0  | 23,673.1  | 23,187.1                        |
| 2020. 1/4 | 21,481.1                         | 44,143.7            | 31,654.7  | 23,359.1  | 22,547.8                        |

: 1) 2018

2)

:

### 3-1. GDP by kind of Economic Activity and GNI <sup>1)</sup>

(At Current Prices, Seasonally Adjusted Series)

In billion won

| Construction                | Wholesale and retail trade, accommodation and food services | Transportation and storage       | Finance and insurance                        | Real estate           |           |
|-----------------------------|---|----------------------------------|--|-----------------------|-----------|
| 18,259.5                    | 38,117.1  | 12,825.9                         | 21,250.6                                     | 29,230.6              | 3/4. 2014 |
| 18,690.6                    | 38,044.2  | 13,631.7                         | 21,362.7                                     | 29,597.4              | 4/4       |
| 19,032.1                    | 39,464.7  | 14,896.7                         | 21,449.4                                     | 29,838.0              | 1/4. 2015 |
| 19,972.9                    | 39,999.1  | 14,098.7                         | 21,929.3                                     | 30,401.5              | 2/4       |
| 20,757.5                    | 40,368.1  | 14,643.3                         | 22,618.8                                     | 30,713.5              | 3/4       |
| 21,411.6                    | 40,513.7  | 14,860.9                         | 22,260.3                                     | 31,244.9              | 4/4       |
| 22,074.1                    | 41,451.3  | 15,321.1                         | 22,065.0                                     | 31,517.4              | 1/4. 2016 |
| 22,216.2                    | 42,530.0  | 14,799.9                         | 22,107.2                                     | 32,019.1              | 2/4       |
| 23,235.6                    | 42,304.4  | 14,632.9                         | 22,501.6                                     | 32,428.6              | 3/4       |
| 24,017.1                    | 42,955.1  | 14,049.2                         | 22,919.8                                     | 32,574.3              | 4/4       |
| 24,994.2                    | 42,393.2  | 13,681.4                         | 23,392.2                                     | 32,966.9              | 1/4. 2017 |
| 24,982.0                    | 43,326.7  | 14,788.2                         | 24,070.0                                     | 32,989.7              | 2/4       |
| 25,657.6                    | 44,801.2  | 15,232.7                         | 25,155.6                                     | 33,415.0              | 3/4       |
| 25,562.8                    | 44,603.8  | 14,581.5                         | 24,365.9                                     | 33,781.1              | 4/4       |
| 26,096.8                    | 45,090.9  | 14,123.3                         | 25,869.1                                     | 34,472.6              | 1/4. 2018 |
| 26,000.5                    | 44,611.6  | 14,355.8                         | 26,024.4                                     | 34,416.6              | 2/4       |
| 25,606.7                    | 44,996.3  | 14,327.8                         | 26,115.3                                     | 34,494.4              | 3/4       |
| 25,619.2                    | 45,725.2  | 15,118.8                         | 26,180.7                                     | 34,809.0              | 4/4       |
| 25,465.7                    | 45,196.1  | 14,952.2                         | 26,006.4                                     | 35,133.2              | 1/4. 2019 |
| 26,674.6                    | 44,661.4  | 14,880.6                         | 26,265.9                                     | 35,490.1              | 2/4       |
| 26,367.4                    | 44,854.1  | 14,863.4                         | 26,249.1                                     | 35,848.7              | 3/4       |
| 27,084.4                    | 45,646.5  | 15,253.5                         | 26,197.2                                     | 36,263.7              | 4/4       |
| 26,869.0                    | 42,493.3  | 13,696.5                         | 26,699.1                                     | 35,895.5              | 1/4. 2020 |
| Cultural and other services | 가가<br>( 가 )<br>Gross value added at basic prices            | Taxes less subsidies on products | Net factor income from the rest of the world | Gross national income |           |
| 9,902.9                     | 357,934.0   | 32,566.5                         | 1,368.7                                      | 391,869.1             | 3/4. 2014 |
| 9,977.8                     | 364,214.8   | 32,484.6                         | 3,308.7                                      | 400,008.1             | 4/4       |
| 9,775.2                     | 375,063.8   | 33,441.7                         | 4,504.9                                      | 413,010.5             | 1/4. 2015 |
| 9,786.7                     | 377,863.6   | 34,055.9                         | -128.2                                       | 411,791.3             | 2/4       |
| 9,853.4                     | 382,088.4   | 34,975.0                         | 926.5  | 417,989.8             | 3/4       |
| 10,084.0                    | 385,892.1   | 34,639.9                         | -117.0                                       | 420,415.0             | 4/4       |
| 10,219.7                    | 392,401.2   | 36,487.1                         | 1,470.7                                      | 430,359.0             | 1/4. 2016 |
| 10,533.4                    | 397,802.8   | 37,277.9                         | 2,556.6                                      | 437,637.3             | 2/4       |
| 10,506.7                    | 397,476.3   | 37,138.9                         | 1,607.8                                      | 436,223.1             | 3/4       |
| 10,526.7                    | 405,402.5   | 36,792.9                         | 728.8  | 442,924.1             | 4/4       |
| 10,424.1                    | 411,730.6   | 38,312.7                         | 1,460.5                                      | 451,503.8             | 1/4. 2017 |
| 10,491.9                    | 415,471.1   | 38,928.8                         | 89.0   | 454,489.0             | 2/4       |
| 10,648.9                    | 428,663.9   | 39,273.4                         | 3,095.6                                      | 471,032.9             | 3/4       |
| 10,609.7                    | 423,153.1   | 40,164.5                         | 2,837.5                                      | 466,155.1             | 4/4       |
| 11,233.4                    | 428,076.2   | 39,789.6                         | 1,769.7                                      | 469,635.5             | 1/4. 2018 |
| 11,056.6                    | 432,700.4   | 40,211.5                         | 1,148.6                                      | 474,060.5             | 2/4       |
| 11,087.5                    | 438,878.1   | 40,780.9                         | 1,908.6                                      | 481,567.5             | 3/4       |
| 11,277.0                    | 436,885.9   | 40,870.0                         | 2,818.0                                      | 480,573.9             | 4/4       |
| 11,239.5                    | 432,529.6   | 40,608.3                         | 1,264.7                                      | 474,402.6             | 1/4. 2019 |
| 11,332.1                    | 439,544.8   | 40,390.8                         | 3,559.6                                      | 483,495.2             | 2/4       |
| 11,326.5                    | 440,566.7   | 40,843.8                         | 5,147.7                                      | 486,558.1             | 3/4       |
| 11,467.7                    | 443,980.2   | 40,575.7                         | 6,703.3                                      | 491,259.3             | 4/4       |
| 10,173.3                    | 435,871.5   | 40,933.7                         | 4,592.0                                      | 481,397.3             | 1/4. 2020 |

Note: 1) After 2018 figures are preliminary.

2) Waste management and remediation activities are included.

Source: The Bank of Korea.

3-2.  
(2015

가 , )

1)2)3)

: 10

|           | ( 가 )                                      |   |                      |                                 | 가 4)                                 |
|-----------|--|---|----------------------|---------------------------------|--------------------------------------|
|           | Gross domestic product<br>at market prices | Agriculture, forestry<br>and fishing                  | Mining and quarrying | Manufacturing                   | Electricity, gas and<br>water supply |
| 2014. 3/4 | 404,195.7                                  | 8,399.0   | 593.5                | 108,295.0                       | 10,094.8                             |
| 4/4       | 406,003.3                                  | 8,570.1   | 548.0                | 108,090.1                       | 10,390.9                             |
| 2015. 1/4 | 409,483.1                                  | 8,669.9   | 518.0                | 109,283.3                       | 10,313.9                             |
| 2/4       | 411,150.7                                  | 7,999.6   | 530.1                | 109,733.3                       | 10,317.3                             |
| 3/4       | 417,190.5                                  | 8,391.6   | 551.2                | 110,938.6                       | 10,596.6                             |
| 4/4       | 420,196.0                                  | 8,164.1   | 545.4                | 111,178.3                       | 10,532.7                             |
| 2016. 1/4 | 421,397.6                                  | 8,004.4   | 550.9                | 111,151.8                       | 10,367.0                             |
| 2/4       | 426,146.0                                  | 7,764.3   | 552.0                | 113,134.2                       | 10,149.1                             |
| 3/4       | 428,036.0                                  | 7,806.2   | 621.7                | 112,416.0                       | 10,341.9                             |
| 4/4       | 431,300.7                                  | 7,778.3   | 571.3                | 114,592.2                       | 10,404.6                             |
| 2017. 1/4 | 434,823.2                                  | 7,755.2   | 582.2                | 116,177.3                       | 10,716.0                             |
| 2/4       | 437,831.1                                  | 8,062.8   | 570.7                | 115,901.4                       | 10,985.9                             |
| 3/4       | 444,245.2                                  | 8,117.0   | 551.3                | 118,964.7                       | 11,094.9                             |
| 4/4       | 443,912.1                                  | 8,124.8   | 500.2                | 117,026.9                       | 11,017.0                             |
| 2018. 1/4 | 448,645.4                                  | 8,238.9   | 526.9                | 118,176.3                       | 10,405.4                             |
| 2/4       | 451,406.9                                  | 8,063.7   | 510.2                | 119,839.6                       | 10,806.8                             |
| 3/4       | 454,011.9                                  | 7,792.6   | 485.2                | 122,099.5                       | 10,795.1                             |
| 4/4       | 457,941.1                                  | 8,014.0   | 519.3                | 123,414.7                       | 11,075.3                             |
| 2019. 1/4 | 456,385.5                                  | 8,478.7   | 477.8                | 119,886.8                       | 11,293.6                             |
| 2/4       | 461,013.9                                  | 8,015.4   | 452.2                | 121,050.8                       | 12,136.4                             |
| 3/4       | 462,744.8                                  | 8,245.8   | 435.6                | 123,208.3                       | 10,460.4                             |
| 4/4       | 468,814.3                                  | 8,119.2   | 502.0                | 125,466.8                       | 11,031.5                             |
| 2020. 1/4 | 462,805.5                                  | 8,423.2   | 487.0                | 124,259.1                       | 12,120.4                             |
|           | Business activities                        | Public administration,<br>defence and social security | Education            | Human health and social<br>work | Cultural and other services          |
| 2014. 3/4 | 33,941.1                                   | 23,292.4  | 20,223.0             | 15,229.8                        | 10,250.5                             |
| 4/4       | 34,496.8                                   | 23,566.3  | 20,310.1             | 15,389.5                        | 10,238.7                             |
| 2015. 1/4 | 35,035.9                                   | 23,649.3  | 20,522.6             | 15,701.5                        | 9,907.3                              |
| 2/4       | 35,113.2                                   | 23,826.6  | 20,417.6             | 15,634.8                        | 9,811.9                              |
| 3/4       | 35,743.4                                   | 24,013.9  | 20,507.1             | 15,750.1                        | 9,792.2                              |
| 4/4       | 36,026.1                                   | 24,001.2  | 20,686.3             | 16,250.9                        | 9,987.9                              |
| 2016. 1/4 | 36,034.0                                   | 24,269.9  | 20,641.8             | 16,590.9                        | 10,079.7                             |
| 2/4       | 36,286.8                                   | 24,433.9  | 20,722.2             | 16,833.4                        | 10,277.2                             |
| 3/4       | 36,439.8                                   | 24,609.5  | 20,821.2             | 17,243.5                        | 10,251.0                             |
| 4/4       | 36,316.5                                   | 24,709.9  | 20,975.4             | 17,306.7                        | 10,231.4                             |
| 2017. 1/4 | 36,549.8                                   | 24,908.3  | 21,102.3             | 17,527.3                        | 10,096.5                             |
| 2/4       | 36,794.4                                   | 25,083.9  | 21,198.0             | 17,994.1                        | 10,117.8                             |
| 3/4       | 37,136.2                                   | 25,259.1  | 21,223.4             | 18,319.4                        | 10,180.3                             |
| 4/4       | 37,469.4                                   | 25,471.5  | 21,282.5             | 18,489.4                        | 10,101.3                             |
| 2018. 1/4 | 38,168.4                                   | 25,722.7  | 21,390.7             | 18,768.6                        | 10,588.8                             |
| 2/4       | 38,411.2                                   | 25,911.4  | 21,519.7             | 19,099.7                        | 10,327.2                             |
| 3/4       | 38,370.2                                   | 26,116.9  | 21,649.6             | 19,966.2                        | 10,339.0                             |
| 4/4       | 38,654.8                                   | 26,349.5  | 21,662.9             | 20,433.0                        | 10,349.3                             |
| 2019. 1/4 | 38,394.1                                   | 26,658.8  | 21,679.7             | 20,535.7                        | 10,378.6                             |
| 2/4       | 39,549.0                                   | 26,922.3  | 21,840.1             | 20,847.1                        | 10,464.5                             |
| 3/4       | 39,705.0                                   | 27,174.9  | 21,985.6             | 21,577.7                        | 10,419.2                             |
| 4/4       | 40,142.8                                   | 27,463.5  | 21,988.2             | 22,086.2                        | 10,446.8                             |
| 2020. 1/4 | 38,849.9                                   | 27,855.7  | 21,252.1             | 21,326.4                        | 9,198.9                              |

: 1) 2018

2) 가

GDP

가

( )

3)

4)

:

### 3-2. GDP by Kind of Economic Activity and GNI <sup>1)2)3)</sup> (At Chained 2015 Prices, Seasonally Adjusted Series)

| In billion won                    |   |   |                       |  |                               |          |
|-----------------------------------|---|---|-----------------------|--|-------------------------------|----------|
| Construction                      | Wholesale and retail trade, accommodation and food services | Transportation and storage                                  | Finance and insurance | Real estate                                  | Information and communication |          |
| 19,176.2                          | 38,850.9  | 14,276.1  | 20,711.6              | 30,190.2                                     | 17,302.2                      | 3/4.2014 |
| 19,202.1                          | 38,612.3  | 14,521.5  | 21,148.4              | 30,419.2                                     | 17,370.0                      | 4/4      |
| 19,483.3                          | 39,740.3  | 14,376.8  | 21,540.6              | 30,120.0                                     | 16,975.0                      | 1/4.2015 |
| 19,882.5                          | 39,798.0  | 14,484.2  | 22,053.4              | 30,384.3                                     | 17,115.7                      | 2/4      |
| 20,700.2                          | 40,085.5  | 14,827.9  | 22,479.8              | 30,642.6                                     | 17,675.8                      | 3/4      |
| 21,108.3                          | 40,721.8  | 14,810.7  | 22,184.1              | 31,050.8                                     | 18,022.7                      | 4/4      |
| 21,372.9                          | 40,941.5  | 14,681.7  | 22,286.8              | 31,141.9                                     | 17,951.1                      | 1/4.2016 |
| 22,006.2                          | 41,271.3  | 14,840.8  | 22,158.7              | 31,537.3                                     | 18,467.7                      | 2/4      |
| 22,670.4                          | 41,151.1  | 14,762.5  | 22,477.4              | 31,862.9                                     | 18,612.8                      | 3/4      |
| 23,090.5                          | 41,340.6  | 14,428.7  | 23,025.1              | 31,919.0                                     | 18,485.3                      | 4/4      |
| 23,657.2                          | 40,921.4  | 14,880.7  | 22,955.9              | 32,266.1                                     | 18,581.3                      | 1/4.2017 |
| 23,594.8                          | 41,843.1  | 14,931.2  | 23,445.5              | 32,137.1                                     | 18,536.1                      | 2/4      |
| 23,665.5                          | 42,512.4  | 15,106.5  | 23,652.5              | 32,419.0                                     | 19,120.5                      | 3/4      |
| 23,451.0                          | 42,469.7  | 15,370.7  | 23,655.3              | 32,485.0                                     | 19,576.5                      | 4/4      |
| 23,779.3                          | 42,464.9  | 15,217.8  | 24,603.8              | 33,386.5                                     | 19,902.9                      | 1/4.2018 |
| 23,307.1                          | 42,888.2  | 15,690.0  | 24,674.8              | 33,246.0                                     | 19,836.4                      | 2/4      |
| 22,315.5                          | 43,412.7  | 15,700.9  | 24,914.4              | 33,199.3                                     | 19,708.7                      | 3/4      |
| 22,339.0                          | 43,777.3  | 15,913.0  | 24,806.6              | 33,590.7                                     | 19,797.6                      | 4/4      |
| 22,072.0                          | 43,798.9  | 15,545.8  | 25,319.0              | 33,884.8                                     | 20,758.3                      | 1/4.2019 |
| 22,760.1                          | 43,116.5  | 15,667.2  | 25,845.4              | 34,028.4                                     | 20,732.9                      | 2/4      |
| 21,923.2                          | 43,451.2  | 15,708.9  | 25,954.1              | 34,070.1                                     | 20,271.0                      | 3/4      |
| 22,728.8                          | 44,053.3  | 15,825.0  | 26,267.7              | 34,610.5                                     | 20,711.2                      | 4/4      |
| 22,778.3                          | 41,990.7  | 13,961.1  | 26,854.2              | 34,378.0                                     | 21,510.4                      | 1/4.2020 |
| 가가<br>(가)                         |   |   |                       |  |                               |          |
| Gross value added at basic prices | Taxes less subsidies on products                            | Trading gains and losses from changes in the terms of trade | Gross domestic income | Net factor income from the rest of the world | Gross national income         |          |
| 370,783.9                         | 33,407.2  | -14,539.1   | 389,656.7             | 2,022.7                                      | 391,668.7                     | 3/4.2014 |
| 372,746.8                         | 33,257.3  | -10,977.0   | 395,026.3             | 3,294.8                                      | 398,289.0                     | 4/4      |
| 375,847.4                         | 33,636.1  | -1,171.0  | 408,312.2             | 4,344.7                                      | 412,619.6                     | 1/4.2015 |
| 377,128.0                         | 34,022.7  | -951.0  | 410,199.7             | -230.8                                       | 409,987.4                     | 2/4      |
| 382,683.2                         | 34,507.3  | 1,069.4   | 418,259.9             | 1,154.9                                      | 419,416.6                     | 3/4      |
| 385,249.3                         | 34,946.5  | 1,052.5   | 421,248.6             | -82.7  | 421,182.9                     | 4/4      |
| 386,066.4                         | 35,331.2  | 10,276.8  | 431,674.4             | 1,156.7                                      | 432,831.1                     | 1/4.2016 |
| 390,435.2                         | 35,710.8  | 5,506.4   | 431,652.4             | 2,637.1                                      | 434,289.6                     | 2/4      |
| 392,088.1                         | 35,947.9  | 4,297.9   | 432,333.9             | 1,624.1                                      | 433,958.0                     | 3/4      |
| 395,175.4                         | 36,125.2  | 3,488.6   | 434,789.3             | 759.3  | 435,548.6                     | 4/4      |
| 398,680.9                         | 36,146.3  | 8,142.4   | 442,965.6             | 1,205.8                                      | 444,167.7                     | 1/4.2017 |
| 401,212.4                         | 36,619.9  | 5,667.9   | 443,499.0             | 487.0  | 443,983.6                     | 2/4      |
| 407,331.2                         | 36,918.3  | 8,773.3   | 453,018.5             | 2,895.4                                      | 455,920.4                     | 3/4      |
| 406,488.6                         | 37,420.9  | 3,331.9   | 447,244.0             | 2,496.3                                      | 449,746.7                     | 4/4      |
| 411,402.7                         | 37,250.0  | 6,668.2   | 455,313.6             | 1,790.4                                      | 457,111.4                     | 1/4.2018 |
| 414,125.0                         | 37,293.6  | 1,560.0   | 452,966.9             | 1,344.5                                      | 454,315.9                     | 2/4      |
| 416,861.2                         | 37,170.5  | -55.3   | 453,956.6             | 1,943.5                                      | 455,907.2                     | 3/4      |
| 420,668.2                         | 37,297.5  | -5,163.7  | 452,777.5             | 2,027.2                                      | 454,818.9                     | 4/4      |
| 418,981.9                         | 37,423.8  | -2,760.5  | 453,625.0             | 1,448.5                                      | 455,085.5                     | 1/4.2019 |
| 423,166.9                         | 37,864.9  | -10,256.9   | 450,757.0             | 3,405.9                                      | 454,175.4                     | 2/4      |
| 424,658.9                         | 38,100.2  | -12,017.1   | 450,727.7             | 5,237.7                                      | 455,991.0                     | 3/4      |
| 431,450.8                         | 37,423.8  | -15,190.4   | 453,623.9             | 5,243.3                                      | 458,884.6                     | 4/4      |
| 424,958.8                         | 37,869.9  | -11,978.0   | 450,827.5             | 4,604.0                                      | 455,435.6                     | 1/4.2020 |

Note: 1) After 2018 figures are preliminary.

2) An aggregate (or any intermediate aggregate) valued at chained prices is not identical with the sum of its components because of non-additivity.

3) Since each component's chained-won estimates could not represent the relative importance within their relevant components accurately, users should keep in mind the characteristic when they compare a component with others relatively.

4) Waste management and remediation activities are included.

Source: The Bank of Korea.

4.

1)2)3)

( , 2015 가 , )

: %

|           | ( 가 )                                      |                                      |   |               | , 가 4)                               |
|-----------|--|--------------------------------------|---|---------------|--------------------------------------|
|           | Gross domestic product<br>at market prices | Agriculture, forestry and<br>fishing | Mining and quarrying                                  | Manufacturing | Electricity, gas and water<br>supply |
| 2012      | 2.4  | -0.5                                 | -3.6  | 1.4           | 1.8                                  |
| 2013      | 3.2  | 4.2                                  | 4.2   | 3.1           | -2.5                                 |
| 2014      | 3.2  | 5.1                                  | 0.3   | 3.2           | 2.5                                  |
| 2015      | 2.8  | -0.2                                 | -9.2  | 1.7           | 3.1                                  |
| 2016      | 2.9  | -5.6                                 | 7.0   | 2.3           | -1.2                                 |
| 2017      | 3.2  | 2.3                                  | -4.0  | 3.7           | 6.2                                  |
| 2018      | 2.9  | 0.2                                  | -7.4  | 3.3           | -1.7                                 |
| 2019      | 2.0  | 2.3                                  | -8.5  | 1.3           | 4.3                                  |
| 2017. 2/4 | 2.7  | 3.5                                  | 3.5   | 2.1           | 8.5                                  |
| 3/4       | 3.9  | 2.8                                  | -11.9   | 6.5           | 7.6                                  |
| 4/4       | 2.9  | 3.7                                  | -12.1   | 2.2           | 5.5                                  |
| 2018. 1/4 | 3.0  | 7.4                                  | -9.1  | 1.2           | -2.7                                 |
| 2/4       | 3.1  | 0.7                                  | -10.2   | 3.0           | -1.2                                 |
| 3/4       | 2.4  | -3.9                                 | -12.4   | 3.2           | -2.9                                 |
| 4/4       | 3.1  | -1.0                                 | 4.5   | 5.5           | 0.2                                  |
| 2019. 1/4 | 1.8  | 3.8                                  | -9.0  | 1.1           | 8.3                                  |
| 2/4       | 2.1  | -0.5                                 | -11.2   | 0.9           | 12.3                                 |
| 3/4       | 2.0  | 5.7                                  | -10.4   | 1.3           | -3.5                                 |
| 4/4       | 2.3  | 1.2                                  | -3.0  | 1.7           | -0.7                                 |
| 2020. 1/4 | 1.4  | -0.4                                 | 2.0   | 3.5           | 7.2                                  |
|           | Information and<br>communication           | Business activities                  | Public administration,<br>defence and social security | Education     | Human health and social<br>work      |
| 2012      | 4.1  | 3.3                                  | 3.4   | 2.0           | 6.9                                  |
| 2013      | 5.9  | 6.2                                  | 2.8   | 2.4           | 6.1                                  |
| 2014      | 1.7  | 5.5                                  | 3.0   | 0.5           | 7.1                                  |
| 2015      | 1.0  | 5.0                                  | 2.7   | 1.2           | 4.7                                  |
| 2016      | 5.3  | 2.2                                  | 2.7   | 1.3           | 7.3                                  |
| 2017      | 3.1  | 2.0                                  | 2.8   | 2.0           | 6.4                                  |
| 2018      | 4.5  | 3.8                                  | 3.4   | 1.7           | 8.2                                  |
| 2019      | 4.1  | 2.7                                  | 4.0   | 1.5           | 8.7                                  |
| 2017. 2/4 | 0.1  | 1.4                                  | 2.7   | 2.3           | 6.6                                  |
| 3/4       | 2.3  | 1.8                                  | 2.7   | 2.1           | 6.3                                  |
| 4/4       | 5.6  | 3.0                                  | 2.9   | 1.4           | 7.1                                  |
| 2018. 1/4 | 7.8  | 4.6                                  | 3.3   | 1.3           | 7.0                                  |
| 2/4       | 7.2  | 4.5                                  | 3.3   | 1.5           | 6.0                                  |
| 3/4       | 2.8  | 3.3                                  | 3.4   | 2.2           | 9.2                                  |
| 4/4       | 1.0  | 3.1                                  | 3.4   | 1.7           | 10.7                                 |
| 2019. 1/4 | 4.6  | 0.6                                  | 3.7   | 1.3           | 9.3                                  |
| 2/4       | 4.5  | 2.9                                  | 3.9   | 1.5           | 9.1                                  |
| 3/4       | 2.4  | 3.3                                  | 4.1   | 1.6           | 8.2                                  |
| 4/4       | 4.7  | 3.8                                  | 4.2   | 1.4           | 8.1                                  |
| 2020. 1/4 | 3.5  | 1.2                                  | 4.5   | -2.0          | 3.8                                  |

: 1) 2018

2) 가

GDP

가

( )

3)

4)

:

#### 4. GDP by kind of Economic Activity and GNI <sup>1)2)3)</sup> (At Chained 2015 Prices, Original Series)

|                             |   |                                  |                       |                       |  | In %      |
|-----------------------------|---|----------------------------------|-----------------------|-----------------------|--|-----------|
| Construction                | Wholesale and retail trade, accommodation and food services | Transportation and storage       | Finance and insurance | Real estate           |  |           |
| -0.5                        | 3.6   | 5.8                              | 5.2                   | 0.4                   |  | 2012      |
| 4.3                         | 3.5   | 1.5                              | 4.5                   | 1.1                   |  | 2013      |
| 1.5                         | 1.0   | 1.2                              | 6.2                   | 4.4                   |  | 2014      |
| 6.2                         | 3.3   | 2.4                              | 7.5                   | 1.7                   |  | 2015      |
| 9.8                         | 2.7   | 0.4                              | 1.9                   | 3.5                   |  | 2016      |
| 5.9                         | 1.8   | 2.7                              | 4.2                   | 2.3                   |  | 2017      |
| -2.8                        | 2.9   | 3.7                              | 5.6                   | 3.2                   |  | 2018      |
| -2.5                        | 1.1   | 0.4                              | 4.4                   | 2.4                   |  | 2019      |
| 7.9                         | 1.3   | 0.7                              | 6.0                   | 2.0                   |  | 2/4. 2017 |
| 4.5                         | 3.3   | 2.3                              | 5.3                   | 1.7                   |  | 3/4       |
| 1.8                         | 2.9   | 6.6                              | 2.4                   | 1.5                   |  | 4/4       |
| 1.2                         | 3.7   | 2.0                              | 7.3                   | 3.7                   |  | 1/4. 2018 |
| -0.6                        | 2.4   | 5.1                              | 5.3                   | 3.5                   |  | 2/4       |
| -5.8                        | 2.2   | 3.9                              | 5.3                   | 2.3                   |  | 3/4       |
| -4.9                        | 3.2   | 3.7                              | 4.6                   | 3.2                   |  | 4/4       |
| -7.4                        | 3.1   | 2.1                              | 3.0                   | 1.6                   |  | 1/4. 2019 |
| -2.6                        | 0.5   | -0.1                             | 4.9                   | 2.4                   |  | 2/4       |
| -2.4                        | 0.2   | 0.1                              | 4.2                   | 2.6                   |  | 3/4       |
| 1.2                         | 0.7   | -0.4                             | 5.7                   | 3.0                   |  | 4/4       |
| 3.0                         | -4.1  | -10.2                            | 6.1                   | 1.5                   |  | 1/4. 2020 |
| Cultural and other services | 가가<br>( 가 )<br>Gross value added at basic prices            | Taxes less subsidies on products | Gross domestic income | Gross national income |  |           |
| 0.1                         | 2.4   | 2.0                              | 2.5                   | 2.9                   |  | 2012      |
| 0.1                         | 3.4   | 1.1                              | 4.3                   | 3.8                   |  | 2013      |
| -1.0                        | 3.1   | 4.4                              | 3.6                   | 3.5                   |  | 2014      |
| -3.4                        | 2.7   | 3.7                              | 6.5                   | 6.3                   |  | 2015      |
| 3.4                         | 2.8   | 4.4                              | 4.4                   | 4.4                   |  | 2016      |
| -0.8                        | 3.2   | 2.8                              | 3.3                   | 3.3                   |  | 2017      |
| 2.7                         | 3.1   | 1.3                              | 1.6                   | 1.6                   |  | 2018      |
| 0.3                         | 2.1   | 1.2                              | -0.3                  | 0.1                   |  | 2019      |
| -1.4                        | 2.7   | 2.9                              | 2.7                   | 2.0                   |  | 2/4. 2017 |
| -0.7                        | 4.0   | 2.7                              | 4.9                   | 5.3                   |  | 3/4       |
| -1.7                        | 2.8   | 3.5                              | 2.9                   | 3.3                   |  | 4/4       |
| 5.3                         | 3.1   | 2.9                              | 2.7                   | 2.8                   |  | 1/4. 2018 |
| 2.0                         | 3.2   | 2.2                              | 2.1                   | 2.3                   |  | 2/4       |
| 1.6                         | 2.5   | 0.7                              | 0.4                   | 0.2                   |  | 3/4       |
| 2.1                         | 3.4   | -0.3                             | 1.2                   | 1.2                   |  | 4/4       |
| -1.7                        | 1.9   | 0.4                              | -0.3                  | -0.4                  |  | 1/4. 2019 |
| 1.2                         | 2.1   | 1.7                              | -0.5                  | 0.0                   |  | 2/4       |
| 0.8                         | 1.9   | 2.4                              | -0.7                  | 0.0                   |  | 3/4       |
| 0.8                         | 2.5   | 0.3                              | 0.2                   | 0.8                   |  | 4/4       |
| -11.3                       | 1.4   | 1.1                              | -0.6                  | -0.0                  |  | 1/4. 2020 |

Note: 1) After 2018 figures are preliminary.

2) An aggregate (or any intermediate aggregate) valued at chained prices is not identical with the sum of its components because of non-additivity.

3) Since each component's chained-won estimates could not represent the relative importance within their relevant components accurately, users should keep in mind the characteristic when they compare a component with others relatively.

4) Waste management and remediation activities are included.

Source: The Bank of Korea.

# 5. ( , , )<sup>1)</sup>

2015=100

|          | ( 가 )                                      |                                  | 가<br>( 가 )                             |                                   |
|----------|--|----------------------------------|--|-----------------------------------|
|          | Gross domestic product at<br>market prices | Taxes less subsidies on products | Gross value added<br>(at basic prices) | Agriculture, forestry and fishing |
| 2012     | 95.073                                     | 98.936                           | 94.731                                 | 103.497                           |
| 2013     | 96.042                                     | 97.652                           | 95.898                                 | 99.389                            |
| 2014     | 96.913                                     | 97.043                           | 96.901                                 | 96.508                            |
| 2015     | 100.000                                    | 100.000                          | 100.000                                | 100.000                           |
| 2016     | 101.986                                    | 103.201                          | 101.875                                | 103.217                           |
| 2017     | 104.253                                    | 106.508                          | 104.047                                | 105.972                           |
| 2018     | 104.756                                    | 108.483                          | 104.419                                | 103.242                           |
| 2019     | 103.790                                    | 107.696                          | 103.437                                | 94.753                            |
| 2017.2/4 | 103.660                                    | 103.576                          | 103.665                                | 110.958                           |
| 3/4      | 106.706                                    | 108.396                          | 106.550                                | 106.419                           |
| 4/4      | 102.820                                    | 106.400                          | 102.490                                | 94.762                            |
| 2018.1/4 | 104.695                                    | 108.437                          | 104.360                                | 104.547                           |
| 2/4      | 104.701                                    | 104.670                          | 104.697                                | 102.776                           |
| 3/4      | 106.907                                    | 111.776                          | 106.456                                | 103.169                           |
| 4/4      | 102.815                                    | 108.832                          | 102.273                                | 102.899                           |
| 2019.1/4 | 104.048                                    | 110.158                          | 103.507                                | 99.972                            |
| 2/4      | 104.045                                    | 103.440                          | 104.089                                | 99.955                            |
| 3/4      | 105.202                                    | 109.321                          | 104.827                                | 85.970                            |
| 4/4      | 101.977                                    | 107.943                          | 101.444                                | 94.573                            |
| 2020.1/4 | 103.385                                    | 109.760                          | 102.821                                | 106.066                           |
|          | Transportation and storage                 | Finance and insurance            | Real estate                            | Information and communication     |
| 2012     | 79.330                                     | 109.861                          | 90.521                                 | 93.929                            |
| 2013     | 83.859                                     | 102.741                          | 93.970                                 | 93.333                            |
| 2014     | 89.833                                     | 102.557                          | 96.438                                 | 96.107                            |
| 2015     | 100.000                                    | 100.000                          | 100.000                                | 100.000                           |
| 2016     | 100.152                                    | 99.606                           | 101.643                                | 101.296                           |
| 2017     | 96.674                                     | 103.494                          | 102.974                                | 101.184                           |
| 2018     | 92.649                                     | 105.242                          | 103.575                                | 100.367                           |
| 2019     | 95.542                                     | 101.289                          | 104.497                                | 100.157                           |
| 2017.2/4 | 94.869                                     | 102.416                          | 102.264                                | 102.224                           |
| 3/4      | 97.884                                     | 106.934                          | 102.434                                | 100.503                           |
| 4/4      | 99.339                                     | 103.142                          | 104.502                                | 101.872                           |
| 2018.1/4 | 94.266                                     | 104.217                          | 103.841                                | 99.251                            |
| 2/4      | 87.646                                     | 105.597                          | 102.854                                | 100.830                           |
| 3/4      | 88.726                                     | 105.429                          | 103.212                                | 99.099                            |
| 4/4      | 99.719                                     | 105.741                          | 104.409                                | 102.091                           |
| 2019.1/4 | 97.281                                     | 101.646                          | 104.064                                | 97.540                            |
| 2/4      | 91.162                                     | 101.813                          | 103.641                                | 100.997                           |
| 3/4      | 92.181                                     | 101.622                          | 104.586                                | 99.454                            |
| 4/4      | 101.368                                    | 100.057                          | 105.694                                | 102.380                           |
| 2020.1/4 | 99.040                                     | 98.289                           | 104.704                                | 98.484                            |

: 1) 2018

2)

:

5. GDP by Kind of Economic Activity (Deflator, Original Series) <sup>1)</sup>

2015=100

|                      |  | , 가 <sup>2)</sup>                 |                              |   |           |
|----------------------|--|-----------------------------------|------------------------------|---|-----------|
| Mining and quarrying | Manufacturing                                      | Electricity, gas and water supply | Construction                 | Wholesale and retail trade, accommodation and food services |           |
| 84.575               | 98.247   | 63.584                            | 87.400                       | 99.778  | 2012      |
| 89.234               | 99.173   | 74.303                            | 91.010                       | 99.518  | 2013      |
| 88.396               | 97.419   | 88.241                            | 94.666                       | 98.348  | 2014      |
| 100.000              | 100.000  | 100.000                           | 100.000                      | 100.000   | 2015      |
| 103.125              | 101.670  | 107.380                           | 102.696                      | 102.754   | 2016      |
| 106.548              | 105.677  | 91.328                            | 107.236                      | 104.399   | 2017      |
| 104.245              | 104.575  | 81.595                            | 112.625                      | 104.567   | 2018      |
| 104.070              | 99.251   | 81.432                            | 118.001                      | 103.404   | 2019      |
| 107.036              | 107.135  | 81.838                            | 101.910                      | 102.013   | 2/4. 2017 |
| 94.649               | 108.682  | 96.781                            | 108.310                      | 107.635   | 3/4       |
| 114.238              | 100.858  | 93.598                            | 111.727                      | 102.372   | 4/4       |
| 111.385              | 105.288  | 86.554                            | 110.578                      | 108.812   | 1/4. 2018 |
| 106.296              | 108.536  | 71.985                            | 107.441                      | 101.867   | 2/4       |
| 90.046               | 108.040  | 88.093                            | 114.226                      | 106.033   | 3/4       |
| 109.730              | 97.001   | 79.877                            | 117.783                      | 101.973   | 4/4       |
| 109.561              | 102.142  | 79.416                            | 116.008                      | 105.852   | 1/4. 2019 |
| 105.384              | 103.572  | 71.307                            | 112.988                      | 101.125   | 2/4       |
| 93.545               | 100.580  | 91.424                            | 119.554                      | 105.614   | 3/4       |
| 107.821              | 91.534   | 86.135                            | 122.733                      | 101.279   | 4/4       |
| 104.502              | 95.963   | 87.699                            | 118.535                      | 103.853   | 1/4. 2020 |
| Business activities  | Public administration, defence and social security | Education                         | Human health and social work | Cultural and other services                                 |           |
| 93.673               | 92.851   | 93.042                            | 96.892                       | 89.258  | 2012      |
| 95.248               | 95.469   | 94.788                            | 96.859                       | 91.953  | 2013      |
| 97.042               | 97.467   | 97.510                            | 97.632                       | 96.141  | 2014      |
| 100.000              | 100.000  | 100.000                           | 100.000                      | 100.000   | 2015      |
| 101.476              | 102.820  | 101.645                           | 101.074                      | 102.319   | 2016      |
| 104.424              | 106.555  | 103.625                           | 103.286                      | 104.145   | 2017      |
| 107.774              | 110.338  | 105.165                           | 103.655                      | 107.331   | 2018      |
| 111.049              | 112.884  | 107.114                           | 104.164                      | 108.767   | 2019      |
| 103.708              | 103.605  | 110.180                           | 103.304                      | 103.535   | 2/4. 2017 |
| 105.190              | 115.721  | 107.566                           | 104.397                      | 105.092   | 3/4       |
| 104.360              | 103.178  | 102.903                           | 102.099                      | 104.301   | 4/4       |
| 107.884              | 106.613  | 96.735                            | 105.011                      | 105.974   | 1/4. 2018 |
| 107.054              | 106.741  | 114.895                           | 103.624                      | 107.026   | 2/4       |
| 108.503              | 120.927  | 108.426                           | 103.320                      | 107.751   | 3/4       |
| 107.688              | 107.885  | 101.995                           | 102.752                      | 108.551   | 4/4       |
| 110.354              | 109.141  | 97.567                            | 104.837                      | 107.892   | 1/4. 2019 |
| 110.794              | 109.504  | 118.099                           | 103.739                      | 108.386   | 2/4       |
| 111.246              | 123.480  | 109.437                           | 104.504                      | 109.314   | 3/4       |
| 111.651              | 110.197  | 104.925                           | 103.629                      | 109.395   | 4/4       |
| 114.710              | 111.899  | 100.474                           | 106.915                      | 110.034   | 1/4. 2020 |

Note: 1) After 2018 figures are preliminary.

2) Waste management and remediation activities are included.

Source: The Bank of Korea.



# 6. (가, )<sup>1)</sup> Gross Saving and Gross Investment (At Current Prices, Original Series)

: 10 , %

In billion won, %

|          | 가 (A)                            |                     |                                |                  | (D=B/A*100) |
|----------|----------------------------------|---------------------|--------------------------------|------------------|-------------|
|          | Gross national disposable income | Private consumption | General government consumption | Gross saving (B) |             |
| 2012     | 1,450,611.4                      | 738,312.1           | 211,492.8                      | 500,806.5        | 34.5        |
| 2013     | 1,507,724.9                      | 758,005.0           | 224,770.8                      | 524,949.0        | 34.8        |
| 2014     | 1,567,113.4                      | 780,462.7           | 237,959.4                      | 548,691.4        | 35.0        |
| 2015     | 1,658,961.9                      | 804,812.4           | 250,088.0                      | 604,061.6        | 36.4        |
| 2016     | 1,742,004.3                      | 834,804.8           | 265,295.2                      | 641,904.3        | 36.8        |
| 2017     | 1,836,741.9                      | 872,791.4           | 283,045.8                      | 680,904.7        | 37.1        |
| 2018     | 1,898,625.2                      | 911,576.1           | 304,692.7                      | 682,356.5        | 35.9        |
| 2019     | 1,930,487.7                      | 931,669.5           | 329,295.5                      | 669,522.6        | 34.7        |
| 2017.2/4 | 449,496.5                        | 211,716.2           | 71,497.4                       | 166,282.9        | 37.0        |
| 3/4      | 475,843.8                        | 220,961.9           | 69,731.2                       | 185,150.7        | 38.9        |
| 4/4      | 476,879.9                        | 225,791.4           | 70,844.2                       | 180,244.3        | 37.8        |
| 2018.1/4 | 450,000.2                        | 226,052.0           | 76,275.1                       | 147,673.2        | 32.8        |
| 2/4      | 468,564.4                        | 221,428.9           | 76,690.9                       | 170,444.7        | 36.4        |
| 3/4      | 488,067.2                        | 229,545.7           | 74,507.9                       | 184,013.5        | 37.7        |
| 4/4      | 491,993.5                        | 234,549.6           | 77,218.8                       | 180,225.1        | 36.6        |
| 2019.1/4 | 455,584.5                        | 230,083.4           | 81,794.3                       | 143,706.8        | 31.5        |
| 2/4      | 478,100.4                        | 227,207.8           | 83,440.4                       | 167,452.2        | 35.0        |
| 3/4      | 494,236.8                        | 233,860.2           | 80,403.5                       | 179,973.0        | 36.4        |
| 4/4      | 502,566.0                        | 240,518.2           | 83,657.3                       | 178,390.6        | 35.5        |
| 2020.1/4 | 463,176.0                        | 221,648.0           | 89,256.5                       | 152,271.4        | 32.9        |

|          | (C)                              |                               |   | (E=C/A*100) |
|----------|----------------------------------|-------------------------------|---|-------------|
|          | Gross domestic capital formation | Gross fixed capital formation | Changes in inventories & acquisitions less disposals of valuables |             |
| 2012     | 450,994.6                        | 425,613.8                     | 25,380.8  | 31.1        |
| 2013     | 448,524.7                        | 436,628.0                     | 11,896.8  | 29.7        |
| 2014     | 465,604.0                        | 452,590.1                     | 13,013.9  | 29.7        |
| 2015     | 489,601.5                        | 481,001.7                     | 8,599.8   | 29.5        |
| 2016     | 524,717.6                        | 517,349.9                     | 7,367.8   | 30.1        |
| 2017     | 592,711.4                        | 578,456.9                     | 14,254.5  | 32.3        |
| 2018     | 597,687.4                        | 576,587.2                     | 21,100.2  | 31.5        |
| 2019     | 601,581.4                        | 575,070.5                     | 26,511.0  | 31.2        |
| 2017.2/4 | 148,558.9                        | 150,562.3                     | -2,003.4  | 33.1        |
| 3/4      | 156,197.0                        | 147,212.6                     | 8,984.4   | 32.8        |
| 4/4      | 157,316.1                        | 155,275.2                     | 2,040.9   | 33.0        |
| 2018.1/4 | 136,943.6                        | 133,019.0                     | 3,924.5   | 30.4        |
| 2/4      | 151,872.8                        | 150,808.7                     | 1,064.1   | 32.4        |
| 3/4      | 152,081.3                        | 141,253.1                     | 10,828.1  | 31.2        |
| 4/4      | 156,789.7                        | 151,506.3                     | 5,283.4   | 31.9        |
| 2019.1/4 | 132,162.3                        | 124,251.3                     | 7,910.9   | 29.0        |
| 2/4      | 154,958.1                        | 151,045.7                     | 3,912.4   | 32.4        |
| 3/4      | 156,383.2                        | 142,427.2                     | 13,956.0  | 31.6        |
| 4/4      | 158,077.9                        | 157,346.2                     | 731.7   | 31.5        |
| 2020.1/4 | 137,289.8                        | 132,674.6                     | 4,615.1   | 29.6        |

: 1) 2018

Note: 1) After 2018 figures are preliminary.

:

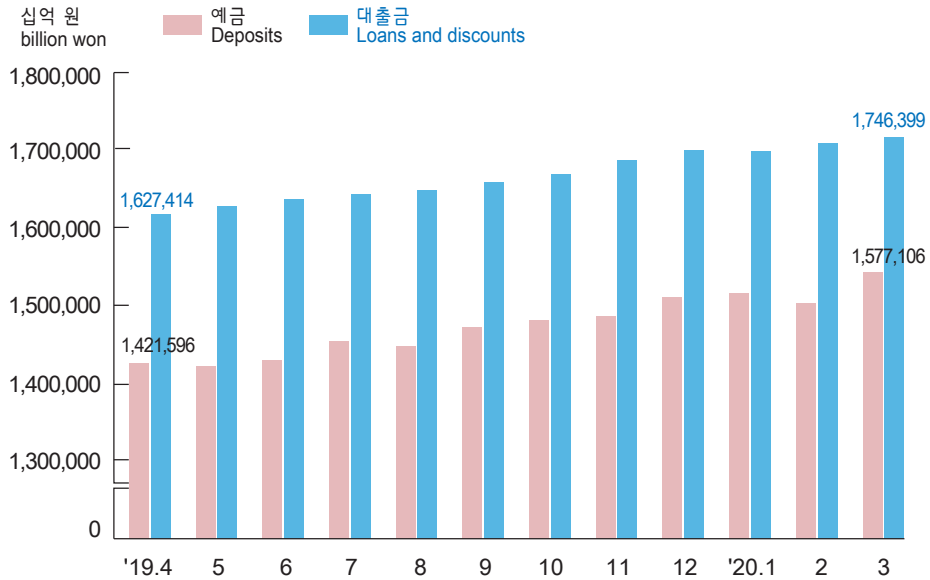
Source: The Bank of Korea.

## XI. 정부 · 재정 · 금융

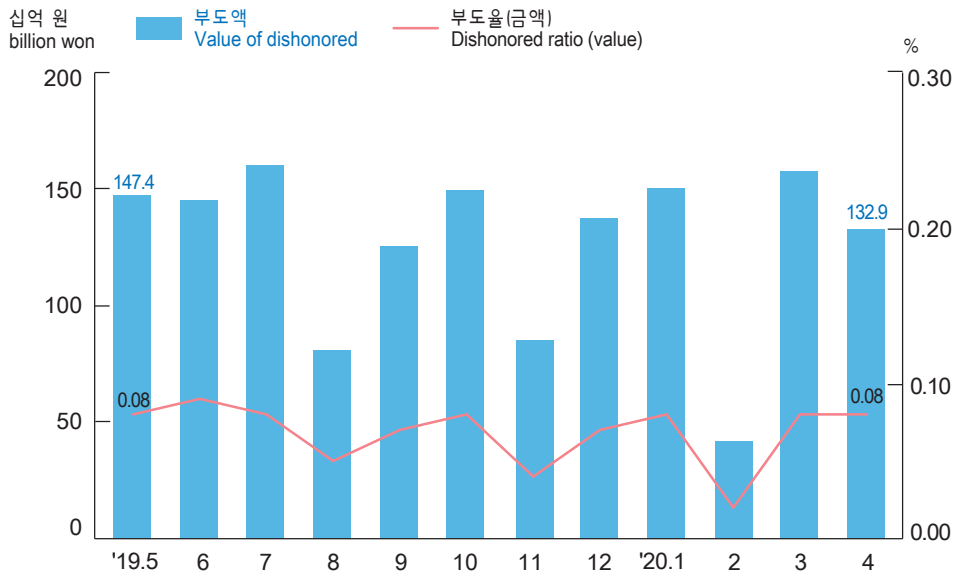
Government Finance and Service / Finance

|                                |     |
|--------------------------------|-----|
| 1. 통합재정수지 .....                | 221 |
| 2-1. 예금취급기관개관표(종합표) .....      | 222 |
| 2-2. 예금취급기관개관표(중앙은행) .....     | 224 |
| 2-3. 예금취급기관개관표(기타예금취급기관) ..... | 226 |
| 3. 한국은행계정 .....                | 228 |
| 4. 화폐발행잔액 .....                | 230 |
| 5. 권화종별 화폐발행잔액 .....           | 231 |
| 6. M2(광의통화) 상품별 구성내역(말잔) ..... | 232 |
| 7. 예금은행 지급준비액 .....            | 233 |
| 8. 예금은행 예금주별 예금(말잔) .....      | 234 |
| 9. 예금은행 종별 요구불예금(말잔) .....     | 235 |
| 10. 예금은행 종별 저축성예금 .....        | 236 |
| 11. 예금은행 지역별 예금(말잔) .....      | 237 |
| 12. 예금은행 지역별 대출금(말잔) .....     | 238 |
| 13. 예금은행 자금별 대출금(말잔) .....     | 239 |
| 14. 예금은행 산업별 대출금 .....         | 240 |
| 15. 가계신용 .....                 | 241 |
| 16. 시장금리 .....                 | 242 |
| 17. 지역별 부도율 .....              | 243 |
| 18. 어음 교환 및 부도 .....           | 244 |
| 19. 증권거래 .....                 | 245 |
| 20. 증시자금 조달 .....              | 246 |
| 21. 주요 국공채 발행 및 잔액 .....       | 248 |
| 22. 코스피 200 선물 거래실적 .....      | 249 |
| 23. 보험사업의 주요지표 .....           | 250 |
| 24. 보험사업의 경영효율 .....           | 252 |
| 25. 남북 인적교류현황 .....            | 253 |

### 예금은행 예금 및 대출금 Deposits, Loans and Discounts of Deposit Money Banks



### 어음 부도액 및 부도율 Value of Dishonored Checks & Bills and Dishonored Ratio



1)

# 1. Consolidated Central Government Balance

: 10

In billion won

|       |    | Revenues                  | Current revenue     | Capital revenue | Expenditure & net lending               |
|-------|----|---------------------------|---------------------|-----------------|---|
|       |    |                           |                     |                 |   |
| 2018. | 9  | 339,609                   | 337,956             | 1,652           | 325,578                                 |
|       | 10 | 381,115                   | 379,208             | 1,907           | 352,462                                 |
|       | 11 | 408,637                   | 406,508             | 2,129           | 371,229                                 |
|       | 12 | 438,262                   | 435,558             | 2,703           | 407,099                                 |
| 2019. | 1  | 49,100                    | 48,976              | 124             | 42,206                                  |
|       | 2  | 73,087                    | 72,619              | 468             | 84,891                                  |
|       | 3  | 114,056                   | 113,480             | 576             | 131,377                                 |
|       | 4  | 161,037                   | 160,288             | 749             | 186,930                                 |
|       | 5  | 203,841                   | 202,856             | 985             | 222,945                                 |
|       | 6  | 231,992                   | 230,463             | 1,529           | 270,484                                 |
|       | 7  | 277,504                   | 275,814             | 1,691           | 301,794                                 |
|       | 8  | 307,828                   | 305,970             | 1,858           | 330,168                                 |
|       | 9  | 338,086                   | 336,051             | 2,035           | 364,632                                 |
|       | 10 | 382,629                   | 380,466             | 2,163           | 394,024                                 |
|       | 11 | 409,618                   | 407,260             | 2,358           | 417,525                                 |
|       | 12 | 443,853                   | 441,148             | 2,705           | 455,850                                 |
| 2020. | 1  | 49,003                    | 48,845              | 158             | 48,698                                  |
|       | 2  | 73,056                    | 72,691              | 365             | 99,305                                  |
|       | 3  | 111,402                   | 110,795             | 606             | 156,693                                 |
|       |    | Expenditure & net lending |                     |                 | Consolidated Central Government Balance |
|       |    | Current expenditure       | Capital expenditure | Net lending     |   |
| 2018. | 9  | 288,921                   | 21,703              | 14,954          | 14,031                                  |
|       | 10 | 313,690                   | 23,364              | 15,409          | 28,653                                  |
|       | 11 | 329,668                   | 25,209              | 16,352          | 37,409                                  |
|       | 12 | 360,176                   | 29,434              | 17,489          | 31,163                                  |
| 2019. | 1  | 39,301                    | 2,259               | 647             | 6,893                                   |
|       | 2  | 76,967                    | 5,469               | 2,455           | -11,804                                 |
|       | 3  | 114,979                   | 9,278               | 7,120           | -17,321                                 |
|       | 4  | 165,174                   | 12,450              | 9,306           | -25,893                                 |
|       | 5  | 196,696                   | 15,434              | 10,815          | -19,104                                 |
|       | 6  | 237,536                   | 20,120              | 12,828          | -38,492                                 |
|       | 7  | 267,412                   | 21,293              | 13,089          | -24,289                                 |
|       | 8  | 292,828                   | 23,208              | 14,132          | -22,340                                 |
|       | 9  | 323,613                   | 25,662              | 15,358          | -26,547                                 |
|       | 10 | 350,960                   | 27,007              | 16,056          | -11,394                                 |
|       | 11 | 370,485                   | 29,335              | 17,704          | -7,906                                  |
|       | 12 | 387,100                   | 49,598              | 19,152          | -11,997                                 |
| 2020. | 1  | 46,203                    | 2,243               | 251             | 306                                     |
|       | 2  | 89,292                    | 6,577               | 3,436           | -26,249                                 |
|       | 3  | 136,101                   | 11,680              | 8,912           | -45,292                                 |

: 1)

:

Note: 1) Monthly figures are the total amount from Jan. to the corresponding month.

Source: Ministry of Economy and Finance.

: 10

|                  |  | Assets          |                                  |                              |                     |           |           |
|------------------|--|-----------------|----------------------------------|------------------------------|---------------------|-----------|-----------|
|                  |  |                 |                                  |                              |                     |           |           |
|                  |  | (    )          |                                  |                              |                     |           |           |
|                  |  | Domestic claims | Net claims on central government | Claims on central government | 가 (+)               | (-)       |           |
| Government bonds | Less : Liabilities to central government |                 |                                  |                              | Government deposits |           |           |
| 2015             |  | 2,473,920.8     | -125,145.7                       | 133,535.5                    | 128,251.2           | 258,681.2 | 230,443.5 |
| 2016             |  | 2,647,315.2     | -139,356.1                       | 133,715.5                    | 128,997.8           | 273,071.5 | 246,488.2 |
| 2017             |  | 2,789,019.0     | -171,654.0                       | 125,318.9                    | 121,098.2           | 296,972.9 | 267,956.3 |
| 2018             |  | 2,995,591.3     | -194,012.2                       | 124,057.4                    | 118,541.5           | 318,069.6 | 285,694.0 |
| 2019             |  | 3,282,770.9     | -186,825.3                       | 138,739.2                    | 133,729.0           | 325,564.5 | 291,945.6 |
| 2019.            | 3  | 3,071,793.9     | -175,670.1                       | 145,972.1                    | 132,995.3           | 321,642.2 | 289,962.9 |
|                  | 4  | 3,102,949.4     | -183,159.9                       | 150,764.1                    | 141,075.2           | 333,923.9 | 297,006.2 |
|                  | 5  | 3,125,217.0     | -193,131.5                       | 139,537.8                    | 133,495.1           | 332,669.2 | 295,871.5 |
|                  | 6  | 3,155,447.3     | -177,674.3                       | 146,330.0                    | 135,307.9           | 324,004.3 | 292,564.7 |
|                  | 7  | 3,164,172.9     | -191,537.4                       | 141,619.3                    | 133,623.7           | 333,156.6 | 300,992.5 |
|                  | 8  | 3,210,378.5     | -177,899.0                       | 149,687.9                    | 136,920.8           | 327,586.9 | 296,395.3 |
|                  | 9  | 3,226,499.4     | -179,980.7                       | 148,160.3                    | 134,716.6           | 328,141.0 | 293,487.4 |
|                  | 10                                       | 3,233,258.6     | -193,495.7                       | 141,057.0                    | 136,574.0           | 334,552.6 | 301,047.3 |
|                  | 11                                       | 3,274,337.2     | -185,870.8                       | 141,504.3                    | 136,381.8           | 327,375.1 | 297,131.2 |
|                  | 12                                       | 3,282,770.9     | -186,825.3                       | 138,739.2                    | 133,729.0           | 325,564.5 | 291,945.6 |
| 2020.            | 1  | 3,286,575.7     | -199,220.5                       | 137,322.6                    | 132,236.6           | 336,543.1 | 302,382.1 |
|                  | 2  | 3,353,273.7     | -181,186.3                       | 147,256.7                    | 139,249.4           | 328,443.0 | 298,775.7 |
|                  | 3 p)                                     | 3,388,353.7     | -181,166.8                       | 171,557.8                    | 151,006.0           | 352,724.6 | 306,926.9 |

|         |          | Assets  |  |           |                                       |   |           |                                       |
|---------|----------|---|--|-----------|---------------------------------------|---|-----------|---------------------------------------|
|         |          | Domestic claims   |  |           |                                       |   |           |                                       |
|         |          | 2)<br><br>Claims on local government & social security org. | 3)<br><br>Claims on other financial corporations | Loans     | 가<br><br>Securities other than shares | 4)<br><br>Claims on nonfinancial corporations | Loans     | 가<br><br>Securities other than shares |
|         |          |   |  |           |                                       |   |           |                                       |
| 2015    | 24,224.3 | 374,506.1   | 27,189.6   | 209,911.5 | 1,327,267.6                           | 952,567.9                                     | 184,845.1 |                                       |
| 2016    | 24,320.5 | 405,268.2   | 27,413.0   | 222,119.2 | 1,387,794.2                           | 1,000,537.4                                   | 196,837.8 |                                       |
| 2017    | 23,245.6 | 425,131.7   | 31,183.4   | 225,014.2 | 1,476,600.8                           | 1,058,490.7                                   | 209,731.9 |                                       |
| 2018    | 18,978.6 | 485,684.8   | 34,992.1   | 249,706.3 | 1,588,411.6                           | 1,139,396.0                                   | 219,256.1 |                                       |
| 2019    | 13,581.0 | 536,822.8   | 33,986.4   | 266,177.4 | 1,772,942.3                           | 1,254,365.3                                   | 261,513.6 |                                       |
| 2019. 3 | 18,041.6 | 501,442.1   | 35,337.1   | 259,739.1 | 1,629,908.9                           | 1,163,979.7                                   | 235,501.4 |                                       |
| 4       | 17,786.3 | 508,295.1   | 34,616.0   | 262,498.8 | 1,657,121.1                           | 1,181,150.6                                   | 241,240.4 |                                       |
| 5       | 15,381.2 | 516,817.7   | 34,790.6   | 265,483.9 | 1,677,852.6                           | 1,196,087.3                                   | 241,427.7 |                                       |
| 6       | 15,280.2 | 519,970.8   | 35,775.7   | 267,837.9 | 1,685,539.6                           | 1,199,850.8                                   | 247,072.4 |                                       |
| 7       | 13,360.2 | 519,159.5   | 33,959.6   | 268,865.3 | 1,704,601.5                           | 1,207,949.8                                   | 253,114.0 |                                       |
| 8       | 13,383.5 | 524,234.8   | 34,158.7   | 267,193.5 | 1,725,491.8                           | 1,219,813.0                                   | 255,801.5 |                                       |
| 9       | 12,941.9 | 526,984.6   | 34,304.1   | 263,398.6 | 1,737,356.9                           | 1,228,333.4                                   | 257,576.3 |                                       |
| 10      | 13,031.4 | 520,884.5   | 34,833.1   | 265,149.4 | 1,755,815.2                           | 1,241,180.2                                   | 262,912.2 |                                       |
| 11      | 13,473.7 | 525,941.8   | 34,613.2   | 261,958.6 | 1,778,372.6                           | 1,258,648.6                                   | 263,774.5 |                                       |
| 12      | 13,581.0 | 536,822.8   | 33,986.4   | 266,177.4 | 1,772,942.3                           | 1,254,365.3                                   | 261,513.6 |                                       |
| 2020. 1 | 13,559.8 | 529,497.6   | 34,544.9   | 268,593.7 | 1,797,162.1                           | 1,272,459.9                                   | 267,262.7 |                                       |
| 2       | 13,577.3 | 557,394.5   | 34,416.8   | 276,561.0 | 1,816,311.6                           | 1,284,890.2                                   | 272,919.6 |                                       |
| 3 p)    | 12,659.6 | 559,640.0   | 36,791.5   | 281,747.2 | 1,842,055.9                           | 1,313,300.3                                   | 273,910.8 |                                       |

|    |  |    |  |
|----|--|----|--|
| 1) |  | 2) |  |
| 3) |  |    |  |
| 4) |  | 5) |  |
| 6) |  |    |  |

2-1. Depository Corporations Survey <sup>1)</sup>

|                      |                           |   |                |                    |                         |   | In billion won |
|----------------------|---------------------------|---|----------------|--------------------|-------------------------|---|----------------|
| Domestic claims      |                           | Assets  |                |                    |                         | Total assets or liabilities & net worth |                |
| 가                    |                           | Net foreign assets                            | ( + )          |                    | ( - )                   |   |                |
|                      |                           |   | Foreign assets | Foreign securities | Foreign liabilities     |   |                |
| Claims on households | Loans                     |   |                |                    |                         |   |                |
| 873,068.4            | 872,555.2                 | 500,136.3                                     | 792,253.3      | 401,944.4          | 292,117.0               | 2,974,057.1                             | 2015           |
| 969,288.3            | 968,689.0                 | 534,176.9                                     | 820,678.1      | 410,208.9          | 286,501.1               | 3,181,492.1                             | 2016           |
| 1,035,694.9          | 1,034,811.1               | 547,441.2                                     | 814,551.7      | 385,477.9          | 267,110.5               | 3,336,460.1                             | 2017           |
| 1,096,528.5          | 1,095,430.9               | 575,568.1                                     | 856,485.5      | 426,994.3          | 280,917.4               | 3,571,159.4                             | 2018           |
| 1,146,250.0          | 1,145,108.7               | 611,842.1                                     | 901,272.3      | 455,826.2          | 289,430.2               | 3,894,613.0                             | 2019           |
| 1,098,071.4          | 1,096,925.8               | 583,646.1                                     | 879,711.7      | 427,715.5          | 296,065.6               | 3,655,439.9                             | 3. 2019        |
| 1,102,906.8          | 1,101,700.3               | 568,110.5                                     | 875,788.9      | 426,400.4          | 307,678.3               | 3,671,060.0                             | 4              |
| 1,108,297.1          | 1,107,044.4               | 571,473.9                                     | 893,584.7      | 427,862.1          | 322,110.8               | 3,696,690.9                             | 5              |
| 1,112,331.1          | 1,111,041.7               | 601,191.2                                     | 910,985.6      | 439,608.6          | 309,794.4               | 3,756,638.5                             | 6              |
| 1,118,588.9          | 1,117,299.4               | 604,160.9                                     | 920,951.5      | 444,838.9          | 316,790.6               | 3,768,333.7                             | 7              |
| 1,125,167.4          | 1,123,865.1               | 605,866.8                                     | 938,838.5      | 447,956.9          | 332,971.7               | 3,816,245.3                             | 8              |
| 1,129,196.7          | 1,127,911.1               | 611,026.5                                     | 931,968.1      | 447,781.1          | 320,941.5               | 3,837,525.9                             | 9              |
| 1,137,023.3          | 1,135,749.5               | 616,719.2                                     | 928,376.1      | 444,364.0          | 311,656.9               | 3,849,977.8                             | 10             |
| 1,142,419.8          | 1,141,288.4               | 613,242.2                                     | 914,248.7      | 450,183.2          | 301,006.5               | 3,887,579.5                             | 11             |
| 1,146,250.0          | 1,145,108.7               | 611,842.1                                     | 901,272.3      | 455,826.2          | 289,430.2               | 3,894,613.0                             | 12             |
| 1,145,576.7          | 1,144,509.4               | 611,705.9                                     | 913,132.0      | 445,617.6          | 301,426.1               | 3,898,281.5                             | 1. 2020        |
| 1,147,176.7          | 1,146,055.1               | 602,950.8                                     | 940,296.8      | 444,329.0          | 337,346.0               | 3,956,224.5                             | 2              |
| 1,155,165.0          | 1,154,041.0               | 590,401.5                                     | 941,654.4      | 421,125.2          | 351,252.9               | 3,978,755.2                             | 3 p)           |
|                      |                           |   |                |                    |                         |   |                |
| Liabilities          |                           |   |                |                    |                         | ( )                                     |                |
| (M2)                 | M2                        | M2 가  | 5)             | ( )                |                         |   |                |
| Broad money          | Deposits excluded from M2 | Securities other than shares excluded from M2 | Loans etc.     | Other items (net)  | Shares and other equity | Consolidation adjustment, net           |                |
| 2,247,375.0          | 308,358.6                 | 176,523.6                                     | 43,364.3       | -19,359.0          | 195,081.5               | 22,713.1                                | 2015           |
| 2,407,459.1          | 351,759.7                 | 168,081.1                                     | 43,921.2       | -11,536.1          | 206,785.1               | 15,022.0                                | 2016           |
| 2,530,353.6          | 411,505.4                 | 165,921.2                                     | 48,881.7       | -10,391.9          | 205,382.7               | -15,192.5                               | 2017           |
| 2,700,362.4          | 477,613.7                 | 175,199.8                                     | 41,992.1       | 11,514.5           | 219,296.5               | -54,819.6                               | 2018           |
| 2,913,609.6          | 558,582.4                 | 184,383.3                                     | 48,924.1       | 47,207.0           | 255,610.0               | -113,703.3                              | 2019           |
| 2,763,165.2          | 494,233.0                 | 177,324.4                                     | 44,574.3       | 19,710.7           | 227,058.1               | -70,625.7                               | 3. 2019        |
| 2,760,406.6          | 503,009.6                 | 179,610.3                                     | 48,217.8       | 28,338.7           | 230,501.7               | -79,024.8                               | 4              |
| 2,773,218.1          | 509,189.2                 | 184,161.2                                     | 55,200.9       | 23,221.9           | 239,288.9               | -87,589.3                               | 5              |
| 2,813,932.9          | 519,161.1                 | 186,930.6                                     | 48,869.1       | 30,682.3           | 240,891.1               | -83,828.7                               | 6              |
| 2,807,361.7          | 526,495.0                 | 189,102.0                                     | 54,994.2       | 34,395.2           | 247,456.2               | -91,470.7                               | 7              |
| 2,848,885.3          | 532,466.8                 | 191,030.9                                     | 61,296.8       | 26,371.6           | 249,979.5               | -93,785.7                               | 8              |
| 2,853,964.3          | 534,743.5                 | 189,848.4                                     | 54,089.8       | 47,762.5           | 253,408.7               | -96,291.4                               | 9              |
| 2,871,952.2          | 539,810.2                 | 189,068.1                                     | 52,575.3       | 41,292.9           | 255,481.7               | -100,202.7                              | 10             |
| 2,917,439.1          | 544,632.8                 | 188,601.7                                     | 51,507.4       | 49,412.5           | 258,725.0               | -122,738.9                              | 11             |
| 2,913,609.6          | 558,582.4                 | 184,383.3                                     | 48,924.1       | 47,207.0           | 255,610.0               | -113,703.3                              | 12             |
| 2,922,453.1          | 562,287.4                 | 182,954.3                                     | 51,407.7       | 39,519.3           | 262,553.0               | -122,893.2                              | 1. 2020        |
| 2,977,983.5          | 564,082.2                 | 179,952.1                                     | 60,594.0       | 41,132.4           | 260,821.3               | -128,340.8                              | 2              |
| 2,986,838.8          | 560,471.5                 | 181,813.7                                     | 59,120.8       | 35,803.4           | 255,251.2               | -100,544.2                              | 3 p)           |

Note: 1) Central bank and other depository corporations (ODCs)

2) National pension fund, unemployment insurance fund, industrial accident prevention fund, etc.

3) Life and non-life insurance corporation, securities companies, finance companies, Korea Housing Finance Corporation, etc.

4) Public nonfinancial corporations, private nonfinancial corporations.

5) Loans, financial derivatives, etc.

Source: The Bank of Korea.

2-2.

( )<sup>1)6)</sup>

: 10

|                 |      | Assets                      |                         |              |                                     |                 |   |          |          |
|-----------------|------|-----------------------------|-------------------------|--------------|-------------------------------------|-----------------|---|----------|----------|
|                 |      | ( )                         |                         |              |                                     |                 | 2)                                      |          |          |
|                 |      |                             |                         |              | 가 (+)                               | (-)             |   |          |          |
|                 |      |                             |                         |              |                                     |                 |   |          |          |
| Domestic claims |      | Net claims on central gov't | Claims on central gov't | Gov't. bonds | Less : Liabilities to central gov't | Gov't. deposits | Claims on other depository corporations | Loans    |          |
| 2015            |      | -134,474.8                  | -177,202.8              | 17,712.8     | 16,177.8                            | 194,915.6       | 194,915.6                               | 40,703.0 | 27,687.3 |
| 2016            |      | -145,508.0                  | -194,775.4              | 15,557.9     | 14,499.4                            | 210,333.3       | 210,333.3                               | 47,232.6 | 26,694.6 |
| 2017            |      | -148,823.3                  | -208,984.9              | 16,113.6     | 14,831.6                            | 225,098.4       | 225,098.4                               | 58,080.3 | 24,216.1 |
| 2018            |      | -171,304.2                  | -218,341.6              | 18,304.1     | 16,680.7                            | 236,645.7       | 236,645.7                               | 45,576.2 | 18,791.1 |
| 2019            |      | -157,051.0                  | -223,806.5              | 18,777.5     | 16,723.1                            | 242,583.9       | 242,583.9                               | 65,697.4 | 19,426.4 |
| 2019.           | 3    | -159,031.3                  | -206,882.0              | 25,864.1     | 16,705.2                            | 232,746.2       | 232,746.2                               | 46,489.6 | 18,188.4 |
|                 | 4    | -163,880.2                  | -211,511.3              | 22,111.9     | 16,705.2                            | 233,623.2       | 233,623.2                               | 46,269.9 | 17,935.1 |
|                 | 5    | -164,536.2                  | -215,401.6              | 18,789.8     | 16,705.2                            | 234,191.5       | 234,191.5                               | 49,504.2 | 17,951.8 |
|                 | 6    | -159,156.5                  | -212,516.6              | 23,490.5     | 16,205.7                            | 236,007.2       | 236,007.2                               | 51,999.0 | 18,053.2 |
|                 | 7    | -161,566.6                  | -217,158.9              | 20,369.0     | 16,205.7                            | 237,527.9       | 237,527.9                               | 54,231.1 | 18,081.8 |
|                 | 8    | -151,732.1                  | -210,782.1              | 25,068.4     | 16,205.7                            | 235,850.5       | 235,850.5                               | 57,688.9 | 18,396.0 |
|                 | 9    | -150,686.7                  | -210,755.6              | 26,328.7     | 16,205.7                            | 237,084.3       | 237,084.3                               | 58,816.6 | 18,618.0 |
|                 | 10   | -157,980.2                  | -220,058.7              | 18,001.6     | 16,804.4                            | 238,060.3       | 238,060.3                               | 60,826.3 | 18,795.6 |
|                 | 11   | -157,834.1                  | -220,953.0              | 18,156.0     | 16,804.4                            | 239,109.0       | 239,109.0                               | 61,866.7 | 18,860.1 |
|                 | 12   | -157,051.0                  | -223,806.5              | 18,777.5     | 16,723.1                            | 242,583.9       | 242,583.9                               | 65,697.4 | 19,426.4 |
| 2020.           | 1    | -157,275.0                  | -224,068.7              | 18,307.1     | 16,723.1                            | 242,375.8       | 242,375.8                               | 65,835.7 | 20,313.2 |
|                 | 2    | -151,928.5                  | -219,579.9              | 21,161.1     | 16,723.1                            | 240,741.0       | 240,741.0                               | 66,693.4 | 20,694.2 |
|                 | 3 p) | -131,029.1                  | -210,766.4              | 34,428.3     | 17,360.0                            | 245,194.7       | 245,194.7                               | 78,779.4 | 20,579.1 |

|       |      | Assets                                 |       |                                |         |                    |                |                     |
|-------|------|--|-------|--------------------------------|---------|--------------------|----------------|---------------------|
|       |      | Domestic claims                        |       |                                |         |                    |                |                     |
|       |      | 4)                                     |       | 5)                             |         | ( + )              |                | ( - )               |
|       |      | Claims on other financial corporations | Loans | Claims on nonfin. corp. sector | Loans   | Net foreign assets | Foreign assets | Foreign securities  |
|       |      |  |       |                                |         |                    |                | Foreign liabilities |
| 2015  |      | 745.0                                  | 0.0   | 1,280.1                        | 1,280.1 | 463,856.1          | 524,419.8      | 361,244.6           |
| 2016  |      | 745.0                                  | 0.0   | 1,289.8                        | 1,289.8 | 482,022.2          | 537,712.4      | 357,567.1           |
| 2017  |      | 745.0                                  | 0.0   | 1,336.2                        | 1,336.2 | 456,837.8          | 511,957.9      | 326,040.3           |
| 2018  |      | 745.0                                  | 0.0   | 716.2                          | 716.2   | 495,428.1          | 550,455.4      | 364,592.7           |
| 2019  |      | 745.0                                  | 0.0   | 313.0                          | 313.0   | 529,145.4          | 578,256.5      | 375,336.8           |
| 2019. | 3    | 745.0                                  | 0.0   | 616.2                          | 616.2   | 504,377.4          | 559,700.1      | 363,007.0           |
|       | 4    | 745.0                                  | 0.0   | 616.2                          | 616.2   | 505,568.6          | 559,133.8      | 361,327.5           |
|       | 5    | 745.0                                  | 0.0   | 616.2                          | 616.2   | 509,411.7          | 562,367.8      | 362,832.7           |
|       | 6    | 745.0                                  | 0.0   | 616.2                          | 616.2   | 525,600.5          | 581,910.0      | 371,511.4           |
|       | 7    | 745.0                                  | 0.0   | 616.2                          | 616.2   | 527,443.7          | 580,175.8      | 369,747.6           |
|       | 8    | 745.0                                  | 0.0   | 616.2                          | 616.2   | 523,933.5          | 580,067.9      | 370,242.7           |
|       | 9    | 745.0                                  | 0.0   | 507.2                          | 507.2   | 532,818.5          | 585,356.5      | 369,383.9           |
|       | 10   | 745.0                                  | 0.0   | 507.2                          | 507.2   | 528,027.4          | 578,584.4      | 365,894.2           |
|       | 11   | 745.0                                  | 0.0   | 507.2                          | 507.2   | 529,807.3          | 581,312.0      | 369,870.1           |
|       | 12   | 745.0                                  | 0.0   | 313.0                          | 313.0   | 529,145.4          | 578,256.5      | 375,336.8           |
| 2020. | 1    | 745.0                                  | 0.0   | 213.0                          | 213.0   | 532,980.6          | 581,724.1      | 370,583.3           |
|       | 2    | 745.0                                  | 0.0   | 213.0                          | 213.0   | 532,389.4          | 589,770.5      | 367,516.3           |
|       | 3 p) | 745.0                                  | 0.0   | 213.0                          | 213.0   | 527,104.0          | 578,931.7      | 346,654.4           |

: 1)

2)

3)

4)

5)

6)

( )

:

## 2-2. Depository Corporations Survey (Central Bank)<sup>1)6)</sup>

In billion won

| Total assets or liabilities & net worth | Liabilities   |                         |                     |                  |                  |          | M2<br>가 3)<br><br>Securities other than shares included in M2 |  |
|---|---------------|-------------------------|---------------------|------------------|------------------|----------|---|--|
|   | Monetary base | Currency in circulation | Liabilities to ODCs |                  |                  |          |   |  |
|   |               |                         |                     | Currency in ODCs | Reserve deposits |          |   |  |
|   |               |                         |                     |                  |                  |          |   |  |
| 329,381.3                               | 131,438.8     | 76,343.4                | 55,095.4            | 10,274.8         | 44,820.6         | 22,189.3 | 2015  |  |
| 336,514.2                               | 143,435.3     | 86,829.5                | 56,605.8            | 10,410.5         | 46,195.3         | 12,811.6 | 2016  |  |
| 308,014.5                               | 155,881.0     | 96,842.8                | 59,038.2            | 10,920.2         | 48,117.9         | 12,069.7 | 2017  |  |
| 324,123.9                               | 172,353.3     | 103,994.8               | 68,358.5            | 11,248.8         | 57,109.6         | 14,654.1 | 2018  |  |
| 372,094.3                               | 191,829.3     | 114,523.9               | 77,305.4            | 11,021.7         | 66,283.7         | 13,433.8 | 2019  |  |
| 345,346.1                               | 180,425.5     | 106,446.8               | 73,978.7            | 10,785.7         | 63,193.0         | 13,306.9 | 3. 2019   |  |
| 341,688.4                               | 176,149.4     | 106,778.7               | 69,370.7            | 11,128.4         | 58,242.3         | 14,127.4 | 4   |  |
| 344,875.5                               | 183,868.7     | 107,331.0               | 76,537.7            | 11,197.2         | 65,340.5         | 14,062.3 | 5   |  |
| 366,444.1                               | 183,143.5     | 107,524.1               | 75,619.4            | 10,723.0         | 64,896.4         | 16,034.0 | 6   |  |
| 365,877.1                               | 173,689.0     | 107,864.8               | 65,824.2            | 10,769.3         | 55,054.9         | 15,192.3 | 7   |  |
| 372,201.5                               | 185,473.0     | 108,977.0               | 76,496.0            | 11,254.6         | 65,241.4         | 16,752.9 | 8   |  |
| 382,131.7                               | 186,544.0     | 111,013.2               | 75,530.8            | 12,210.5         | 63,320.3         | 14,847.2 | 9   |  |
| 370,047.3                               | 187,003.2     | 111,353.3               | 75,649.9            | 11,192.3         | 64,457.6         | 15,660.2 | 10  |  |
| 371,973.2                               | 186,457.0     | 112,775.1               | 73,681.9            | 10,630.1         | 63,051.7         | 14,189.4 | 11  |  |
| 372,094.3                               | 191,829.3     | 114,523.9               | 77,305.4            | 11,021.7         | 66,283.7         | 13,433.8 | 12  |  |
| 375,705.5                               | 190,856.9     | 119,056.7               | 71,800.2            | 12,720.1         | 59,080.1         | 12,598.6 | 1. 2020   |  |
| 380,461.0                               | 196,955.4     | 118,056.4               | 78,899.0            | 11,602.0         | 67,297.0         | 15,777.9 | 2   |  |
| 396,075.0                               | 194,031.8     | 119,126.5               | 74,905.3            | 10,910.7         | 63,994.6         | 11,674.0 | 3 p)  |  |

| Liabilities               |                     |   |                     |                   |                         |                               |         |  |
|---------------------------|---------------------|---|---------------------|-------------------|-------------------------|-------------------------------|---------|--|
| M2                        |                     | M2  | 가 3)                | ( )               |                         | ( )                           |         |  |
| Deposits excluded from M2 | Liabilities to ODCs | Securities other than shares excluded from M2 | Liabilities to ODCs | Other items (net) | Shares and other equity | Consolidation adjustment, net |         |  |
| 25,315.9                  | 25,315.9            | 162,071.0                                     | 105,781.1           | -963.3            | -20,670.4               | 0.0                           | 2015    |  |
| 19,507.1                  | 19,507.1            | 155,530.1                                     | 101,380.7           | 1,374.3           | -14,844.1               | 0.0                           | 2016    |  |
| 15,952.7                  | 15,952.7            | 158,674.4                                     | 110,464.4           | -22,203.6         | -25,859.6               | 0.0                           | 2017    |  |
| 13,227.8                  | 13,227.8            | 156,946.1                                     | 104,448.7           | -15,721.7         | -24,335.7               | 0.0                           | 2018    |  |
| 17,185.0                  | 17,185.0            | 150,604.3                                     | 98,462.4            | -2,963.8          | -1,494.3                | 0.0                           | 2019    |  |
| 16,158.7                  | 16,158.7            | 157,815.4                                     | 104,386.9           | -15,549.2         | -17,821.2               | -990.0                        | 3. 2019 |  |
| 18,359.3                  | 18,359.3            | 156,704.8                                     | 103,721.3           | -15,780.0         | -16,382.6               | -990.0                        | 4       |  |
| 12,470.6                  | 12,470.6            | 157,170.2                                     | 100,369.6           | -15,681.3         | -9,938.6                | -1,076.4                      | 5       |  |
| 18,607.5                  | 18,607.5            | 155,527.9                                     | 97,568.5            | -4,316.5          | -9,319.5                | 767.0                         | 6       |  |
| 19,869.9                  | 19,869.9            | 157,994.2                                     | 100,298.2           | -4,352.9          | -5,331.1                | 815.6                         | 7       |  |
| 15,462.9                  | 15,462.9            | 156,189.5                                     | 98,107.4            | -4,432.7          | -4,046.5                | 802.4                         | 8       |  |
| 24,397.6                  | 24,397.6            | 156,118.1                                     | 98,457.8            | -4,633.5          | -1,868.6                | 727.0                         | 9       |  |
| 12,962.3                  | 12,962.3            | 154,314.9                                     | 98,218.8            | -4,778.6          | -1,237.6                | 1,122.9                       | 10      |  |
| 17,897.0                  | 17,897.0            | 154,527.5                                     | 98,490.8            | -4,691.8          | -28.6                   | 622.7                         | 11      |  |
| 17,185.0                  | 17,185.0            | 150,604.3                                     | 98,462.4            | -2,963.8          | -1,494.3                | 0.0                           | 12      |  |
| 17,099.6                  | 17,099.6            | 150,772.4                                     | 100,850.7           | -2,884.4          | 2,503.2                 | -1,240.8                      | 1. 2020 |  |
| 17,657.2                  | 17,657.2            | 148,187.1                                     | 101,083.2           | -2,773.9          | 82.3                    | -1,125.0                      | 2       |  |
| 29,727.8                  | 29,727.8            | 154,049.6                                     | 106,239.8           | -3,654.6          | 373.9                   | -1,127.7                      | 3 p)    |  |

Note: 1) Includes foreign exchange stabilization fund

2) Commercial & special banks, asset management companies (Investment trust a/c), mutual saving banks, mutual credits etc.

3) Monetary stabilization bond, foreign exchange stabilization bond

4) Life and non-life insurance corporation, securities companies, finance companies, Korea Housing Finance Corporation, etc.

5) Grains management special accounts, public procurement special account, etc.

6) Due to the change of accounting rules, some series are revised.

Source: The Bank of Korea.



# 2-3. ( )<sup>1)</sup>

: 10

|         | Assets          |                        |                             |           |           |  |                                 |             |
|---------|-----------------|------------------------|-----------------------------|-----------|-----------|--|---------------------------------|-------------|
|         |                 |                        |                             |           |           |  |                                 |             |
|         | Domestic claims | Claims on central bank | Net claims on central gov't | ( )       |           | Claims on local gov't & social security org. | Claims on other financial corp. | 2)<br>Loans |
|         |                 |                        |                             | 가<br>(+)  | (-)       |  |                                 |             |
| 2015    | 2,845,896.3     | 196,797.8              | 52,057.1                    | 115,822.7 | 63,765.5  | 24,224.3                                     | 373,761.1                       | 27,189.6    |
| 2016    | 3,036,991.5     | 196,935.7              | 55,419.3                    | 118,157.5 | 62,738.2  | 24,320.5                                     | 404,523.2                       | 27,413.0    |
| 2017    | 3,196,417.6     | 200,495.0              | 37,330.9                    | 109,205.3 | 71,874.5  | 23,245.6                                     | 424,386.7                       | 31,183.4    |
| 2018    | 3,405,427.2     | 192,955.5              | 24,329.4                    | 105,753.3 | 81,423.9  | 18,978.6                                     | 484,939.8                       | 34,992.1    |
| 2019    | 3,701,883.4     | 196,364.0              | 36,981.2                    | 119,961.7 | 82,980.5  | 13,581.0                                     | 536,077.8                       | 33,986.4    |
| 2019. 3 | 3,482,995.1     | 205,680.4              | 31,211.9                    | 120,108.0 | 88,896.1  | 18,041.6                                     | 500,697.1                       | 35,337.1    |
| 4       | 3,513,600.8     | 200,501.3              | 28,351.5                    | 128,652.2 | 100,300.7 | 17,786.3                                     | 507,550.1                       | 34,616.0    |
| 5       | 3,532,152.6     | 192,895.2              | 22,270.2                    | 120,748.0 | 98,477.8  | 15,381.2                                     | 516,072.7                       | 34,790.6    |
| 6       | 3,563,738.0     | 197,135.3              | 34,842.3                    | 122,839.5 | 87,997.2  | 15,280.2                                     | 519,225.8                       | 35,775.7    |
| 7       | 3,572,995.6     | 193,025.0              | 25,621.6                    | 121,250.3 | 95,628.7  | 13,360.2                                     | 518,414.5                       | 33,959.6    |
| 8       | 3,614,983.2     | 195,183.9              | 32,883.1                    | 124,619.5 | 91,736.4  | 13,383.5                                     | 523,489.8                       | 34,158.7    |
| 9       | 3,639,684.7     | 203,681.9              | 30,774.9                    | 121,831.6 | 91,056.7  | 12,941.9                                     | 526,239.6                       | 34,304.1    |
| 10      | 3,643,142.1     | 191,076.9              | 26,563.1                    | 123,055.4 | 96,492.3  | 13,031.4                                     | 520,139.5                       | 34,833.1    |
| 11      | 3,686,813.0     | 192,774.9              | 35,082.2                    | 123,348.3 | 88,266.0  | 13,473.7                                     | 525,196.8                       | 34,613.2    |
| 12      | 3,701,883.4     | 196,364.0              | 36,981.2                    | 119,961.7 | 82,980.5  | 13,581.0                                     | 536,077.8                       | 33,986.4    |
| 2020. 1 | 3,704,496.5     | 194,810.1              | 24,848.2                    | 119,015.6 | 94,167.3  | 13,559.8                                     | 528,752.6                       | 34,544.9    |
| 2       | 3,774,664.9     | 202,769.2              | 38,393.6                    | 126,095.6 | 87,702.0  | 13,577.3                                     | 556,649.5                       | 34,416.8    |
| 3 p)    | 3,819,527.0     | 221,364.9              | 29,599.7                    | 137,129.5 | 107,529.9 | 12,659.6                                     | 558,895.0                       | 36,791.5    |

|         | Assets          |                                |             |                              |                      |                    |                    |                         |
|---------|-----------------|--------------------------------|-------------|------------------------------|----------------------|--------------------|--------------------|-------------------------|
|         | Domestic claims |                                |             |                              |                      |                    | ( )                |                         |
|         | 가               | Claims on nonfin. corp. sector | Loans       | 가                            |                      | Net foreign assets | (+) Foreign assets | (-) Foreign liabilities |
|         |                 |                                |             | Securities other than shares | Claims on households |                    |                    |                         |
| 2015    | 209,911.5       | 1,325,987.5                    | 951,287.8   | 184,845.1                    | 873,068.4            | 872,555.2          | 36,280.3           | 231,553.3               |
| 2016    | 222,119.2       | 1,386,504.4                    | 999,247.6   | 196,837.8                    | 969,288.3            | 968,689.0          | 52,154.7           | 230,810.9               |
| 2017    | 225,014.2       | 1,475,264.6                    | 1,057,154.5 | 209,731.9                    | 1,035,694.9          | 1,034,811.1        | 90,603.3           | 211,990.5               |
| 2018    | 249,706.3       | 1,587,695.4                    | 1,138,679.8 | 219,256.1                    | 1,096,528.5          | 1,095,430.9        | 80,140.1           | 225,890.0               |
| 2019    | 266,177.4       | 1,772,629.3                    | 1,254,052.3 | 261,513.6                    | 1,146,250.0          | 1,145,108.7        | 82,696.7           | 240,319.1               |
| 2019. 3 | 259,739.1       | 1,629,292.7                    | 1,163,363.5 | 235,501.4                    | 1,098,071.4          | 1,096,925.8        | 79,268.7           | 240,742.9               |
| 4       | 262,498.8       | 1,656,504.9                    | 1,180,534.4 | 241,240.4                    | 1,102,906.8          | 1,101,700.3        | 62,541.9           | 254,113.2               |
| 5       | 265,483.9       | 1,677,236.4                    | 1,195,471.1 | 241,427.7                    | 1,108,297.1          | 1,107,044.4        | 62,062.2           | 269,154.8               |
| 6       | 267,837.9       | 1,684,923.4                    | 1,199,234.6 | 247,072.4                    | 1,112,331.1          | 1,111,041.7        | 75,590.6           | 253,484.9               |
| 7       | 268,865.3       | 1,703,985.3                    | 1,207,333.6 | 253,114.0                    | 1,118,588.9          | 1,117,299.4        | 76,717.2           | 264,058.5               |
| 8       | 267,193.5       | 1,724,875.6                    | 1,219,196.8 | 255,801.5                    | 1,125,167.4          | 1,123,865.1        | 81,933.3           | 276,837.3               |
| 9       | 263,398.6       | 1,736,849.7                    | 1,227,826.2 | 257,576.3                    | 1,129,196.7          | 1,127,911.1        | 78,208.1           | 268,403.5               |
| 10      | 265,149.4       | 1,755,308.0                    | 1,240,673.0 | 262,912.2                    | 1,137,023.3          | 1,135,749.5        | 88,691.7           | 261,100.0               |
| 11      | 261,958.6       | 1,777,865.4                    | 1,258,141.4 | 263,774.5                    | 1,142,419.8          | 1,141,288.4        | 83,434.9           | 249,501.8               |
| 12      | 266,177.4       | 1,772,629.3                    | 1,254,052.3 | 261,513.6                    | 1,146,250.0          | 1,145,108.7        | 82,696.7           | 240,319.1               |
| 2020. 1 | 268,593.7       | 1,796,949.1                    | 1,272,246.9 | 267,262.7                    | 1,145,576.7          | 1,144,509.4        | 78,725.3           | 252,682.6               |
| 2       | 276,561.0       | 1,816,098.6                    | 1,284,677.2 | 272,919.6                    | 1,147,176.7          | 1,146,055.1        | 70,561.4           | 279,964.9               |
| 3 p)    | 281,747.2       | 1,841,842.9                    | 1,313,087.3 | 273,910.8                    | 1,155,165.0          | 1,154,041.0        | 63,297.5           | 299,425.2               |

: 1)

2)

:

2-3. Depository Corporations Survey (Other Depository Corporations) <sup>1)</sup>

In billion won

| Total assets or liabilities & net worth | Liabilities   |                               |                                 |   |                           |                                       |                                |                                      |         |
|---|---|-------------------------------|---------------------------------|---|---------------------------|---------------------------------------|--------------------------------|--------------------------------------|---------|
|   | Liabilities to central bank                         | M2<br>Deposits included in M2 | Transferable deposits           |   | Other deposits            |                                       |                                |                                      |         |
|   |   |                               | Demand deposits                 | Other transferable deposits                           | MMF<br>Money market funds | 2<br>Time & savings deposits below 2Y | Certificates of deposits       | Beneficiary certificates             |         |
|   |   |                               |                                 |   |                           |                                       |                                |                                      |         |
| 2,882,176.6                             | 32,489.8  | 2,088,346.4                   | 181,878.3                       | 450,231.2   | 58,173.9                  | 892,002.1                             | 21,098.4                       | 173,552.5                            | 2015    |
| 3,089,146.2                             | 39,834.5  | 2,237,704.8                   | 210,876.4                       | 497,825.2   | 61,341.0                  | 930,507.6                             | 21,090.9                       | 181,023.3                            | 2016    |
| 3,287,020.9                             | 50,541.2  | 2,339,803.5                   | 227,771.3                       | 525,248.3   | 48,987.1                  | 975,913.8                             | 24,270.4                       | 182,474.9                            | 2017    |
| 3,485,567.2                             | 40,102.5  | 2,500,106.3                   | 234,173.0                       | 527,684.0   | 46,090.7                  | 1,090,844.2                           | 26,246.0                       | 207,263.0                            | 2018    |
| 3,784,580.1                             | 60,779.3  | 2,716,692.6                   | 260,962.1                       | 577,436.8   | 40,715.2                  | 1,188,571.9                           | 14,247.3                       | 230,649.2                            | 2019    |
| 3,562,263.7                             | 40,026.0  | 2,564,876.8                   | 233,525.8                       | 539,207.3   | 53,325.0                  | 1,120,044.2                           | 26,195.4                       | 212,958.4                            | 3. 2019 |
| 3,576,142.7                             | 41,440.5  | 2,562,155.7                   | 231,095.9                       | 528,441.6   | 53,553.2                  | 1,133,191.5                           | 25,327.9                       | 210,421.7                            | 4       |
| 3,594,214.7                             | 44,636.8  | 2,575,991.6                   | 231,251.4                       | 528,935.9   | 48,145.3                  | 1,147,207.8                           | 23,294.3                       | 212,881.2                            | 5       |
| 3,639,328.7                             | 45,774.8  | 2,617,271.3                   | 244,148.2                       | 540,211.2   | 48,511.0                  | 1,154,083.8                           | 22,146.2                       | 219,740.9                            | 6       |
| 3,649,712.8                             | 49,298.3  | 2,611,948.9                   | 233,125.0                       | 529,357.7   | 49,628.5                  | 1,168,632.5                           | 19,876.5                       | 218,158.5                            | 7       |
| 3,696,916.5                             | 52,955.8  | 2,651,462.9                   | 239,689.7                       | 535,769.6   | 43,824.1                  | 1,182,854.4                           | 19,699.9                       | 219,870.9                            | 8       |
| 3,717,892.7                             | 54,255.4  | 2,656,066.8                   | 242,869.4                       | 539,621.8   | 45,290.4                  | 1,189,665.9                           | 18,772.5                       | 223,930.3                            | 9       |
| 3,731,833.8                             | 55,853.6  | 2,673,664.2                   | 240,573.9                       | 534,183.3   | 45,360.9                  | 1,208,356.3                           | 17,154.0                       | 220,700.9                            | 10      |
| 3,770,247.9                             | 57,849.5  | 2,719,955.9                   | 247,229.9                       | 555,032.9   | 45,698.2                  | 1,216,886.7                           | 16,247.4                       | 224,054.9                            | 11      |
| 3,784,580.1                             | 60,779.3  | 2,716,692.6                   | 260,962.1                       | 577,436.8   | 40,715.2                  | 1,188,571.9                           | 14,247.3                       | 230,649.2                            | 12      |
| 3,783,221.8                             | 61,366.5  | 2,722,390.3                   | 255,440.1                       | 570,444.5   | 54,138.7                  | 1,190,040.3                           | 13,667.2                       | 223,189.5                            | 1. 2020 |
| 3,845,226.2                             | 62,799.7  | 2,777,168.2                   | 274,750.1                       | 592,308.6   | 61,743.9                  | 1,194,966.3                           | 13,557.3                       | 223,305.0                            | 2       |
| 3,882,824.5                             | 71,641.1  | 2,786,391.4                   | 275,768.2                       | 612,737.0   | 45,941.0                  | 1,204,495.4                           | 14,321.7                       | 223,957.5                            | 3 p)    |
| Liabilities                             |   |                               |                                 |   |                           |                                       |                                |                                      |         |
| M2<br>Deposits included in M2           | M2 가<br>Securities other than shares included in M2 | 2<br>Debentures below 2Y      | M2<br>Deposits excluded from M2 | M2 가<br>Securities other than shares excluded from M2 | ( )<br>Loans etc.         | ( )<br>Other items(net)               | ( )<br>Shares and other equity | ( )<br>Consolidation adjustment, net |         |
| Other deposits                          |   |                               |                                 |   |                           |                                       |                                |                                      |         |
| 2<br>Money in trusts below 2Y           |   |                               |                                 |   |                           |                                       |                                |                                      |         |
| 185,912.4                               | 60,496.0  | 60,496.0                      | 308,358.6                       | 120,233.7   | 43,364.3                  | -18,395.7                             | 215,751.9                      | 31,531.7                             | 2015    |
| 205,623.2                               | 70,113.2  | 70,113.2                      | 351,759.7                       | 113,931.8   | 43,921.2                  | -13,774.9                             | 221,629.2                      | 24,026.7                             | 2016    |
| 203,179.8                               | 81,637.6  | 81,637.6                      | 411,505.4                       | 117,711.3   | 48,881.7                  | 11,811.7                              | 231,242.3                      | -6,113.7                             | 2017    |
| 229,693.9                               | 81,607.1  | 81,607.1                      | 477,613.7                       | 122,702.4   | 41,992.1                  | 27,236.2                              | 243,632.3                      | -49,425.4                            | 2018    |
| 255,705.4                               | 68,959.2  | 68,959.2                      | 558,582.4                       | 132,241.4   | 48,924.1                  | 50,170.8                              | 257,104.3                      | -108,874.0                           | 2019    |
| 247,806.9                               | 78,534.7  | 78,534.7                      | 494,233.0                       | 123,895.9   | 44,574.3                  | 35,259.9                              | 244,879.2                      | -64,016.1                            | 3. 2019 |
| 250,788.8                               | 77,344.7  | 77,344.7                      | 503,009.6                       | 126,626.7   | 48,217.8                  | 44,118.7                              | 246,884.3                      | -73,655.5                            | 4       |
| 250,749.2                               | 75,833.2  | 75,833.2                      | 509,189.2                       | 127,360.6   | 55,200.9                  | 38,903.2                              | 249,227.5                      | -82,128.2                            | 5       |
| 251,202.4                               | 73,103.5  | 73,103.5                      | 519,161.1                       | 128,971.2   | 48,869.1                  | 34,998.8                              | 250,210.6                      | -79,031.7                            | 6       |
| 256,726.6                               | 72,355.7  | 72,355.7                      | 526,495.0                       | 131,406.0   | 54,994.2                  | 38,748.1                              | 252,787.3                      | -88,320.8                            | 7       |
| 266,006.6                               | 71,692.5  | 71,692.5                      | 532,466.8                       | 132,948.9   | 61,296.8                  | 30,804.3                              | 254,026.0                      | -90,737.5                            | 8       |
| 253,813.9                               | 72,037.2  | 72,037.2                      | 534,743.5                       | 132,188.0   | 54,089.8                  | 52,396.0                              | 255,277.3                      | -93,161.5                            | 9       |
| 262,992.8                               | 71,274.6  | 71,274.6                      | 539,810.2                       | 132,972.0   | 52,575.3                  | 46,071.5                              | 256,719.4                      | -97,107.0                            | 10      |
| 271,655.7                               | 70,518.6  | 70,518.6                      | 544,632.8                       | 132,564.9   | 51,507.4                  | 54,104.3                              | 258,753.6                      | -119,639.2                           | 11      |
| 255,705.4                               | 68,959.2  | 68,959.2                      | 558,582.4                       | 132,241.4   | 48,924.1                  | 50,170.8                              | 257,104.3                      | -108,874.0                           | 12      |
| 269,616.6                               | 68,407.5  | 68,407.5                      | 562,287.4                       | 133,032.6   | 51,407.7                  | 42,403.7                              | 260,049.7                      | -118,123.6                           | 1. 2020 |
| 275,598.0                               | 66,981.0  | 66,981.0                      | 564,082.2                       | 132,848.2   | 60,594.0                  | 43,906.2                              | 260,739.0                      | -123,892.3                           | 2       |
| 258,219.5                               | 69,646.9  | 69,646.9                      | 560,471.5                       | 134,003.8   | 59,120.8                  | 39,458.0                              | 254,877.3                      | -92,786.3                            | 3 p)    |

Note: 1) Commercial &amp; specialized banks and non-bank depository corporations

2) Life and non-life insurance corporation, securities companies, finance companies, Korea Housing Finance Corporation, etc.

Source: The Bank of Korea.

## 3.

: 10

|       |    | Domestic assets                   |                   |                         |                  |                     |                                     |                       |                                |          |
|-------|----|-----------------------------------|-------------------|-------------------------|------------------|---------------------|-------------------------------------|-----------------------|--------------------------------|----------|
|       |    | 1)                                | 2)                | 가 3)                    |                  | Loans to government | 4)                                  |                       |                                |          |
|       |    |                                   |                   |                         |                  |                     |                                     |                       |                                |          |
|       |    | Cash & checks                     | Loans & discounts | Securities              | Government bonds |                     | Fixed asset                         |                       |                                |          |
| 2015  |    | 42,253.6                          | 0.2               | 18,732.0                | 16,177.8         | 16,177.8            | 1,280.1                             | 2,326.9               |                                |          |
| 2016  |    | 38,411.6                          | 0.2               | 17,330.3                | 14,499.4         | 14,499.4            | 1,289.8                             | 2,325.2               |                                |          |
| 2017  |    | 62,914.6                          | 0.0               | 17,185.5                | 14,831.6         | 14,831.6            | 1,336.2                             | 2,335.3               |                                |          |
| 2018  |    | 52,880.0                          | 0.0               | 14,086.0                | 16,680.7         | 16,680.7            | 716.2                               | 2,335.7               |                                |          |
| 2019  |    | 43,360.9                          | 0.0               | 15,568.5                | 16,723.1         | 16,723.1            | 313.0                               | 2,334.9               |                                |          |
| 2019. | 3  | 58,002.3                          | 0.0               | 13,665.9                | 16,705.2         | 16,705.2            | 8,616.2                             | 2,337.4               |                                |          |
|       | 4  | 54,241.6                          | 0.0               | 13,652.0                | 16,705.3         | 16,705.3            | 4,616.2                             | 2,339.2               |                                |          |
|       | 5  | 50,930.6                          | 0.0               | 13,674.0                | 16,705.2         | 16,705.2            | 616.2                               | 2,340.1               |                                |          |
|       | 6  | 44,345.5                          | 0.0               | 13,776.5                | 16,205.7         | 16,205.7            | 6,616.2                             | 2,340.7               |                                |          |
|       | 7  | 41,462.0                          | 0.0               | 13,994.9                | 16,205.7         | 16,205.7            | 3,616.2                             | 2,343.8               |                                |          |
|       | 8  | 46,562.2                          | 0.0               | 14,309.1                | 16,205.7         | 16,205.7            | 8,116.2                             | 2,344.6               |                                |          |
|       | 9  | 48,161.4                          | 0.2               | 14,563.0                | 16,205.7         | 16,205.7            | 9,607.2                             | 2,347.3               |                                |          |
|       | 10 | 40,220.1                          | 0.0               | 14,796.3                | 16,804.4         | 16,804.4            | 507.2                               | 2,348.7               |                                |          |
|       | 11 | 40,583.8                          | 0.2               | 15,106.9                | 16,804.4         | 16,804.4            | 507.2                               | 2,350.8               |                                |          |
|       | 12 | 43,360.9                          | 0.0               | 15,568.5                | 16,723.1         | 16,723.1            | 313.0                               | 2,334.9               |                                |          |
| 2020. | 1  | 41,864.8                          | 105.7             | 16,463.7                | 16,723.1         | 16,723.1            | 213.0                               | 2,339.0               |                                |          |
|       | 2  | 45,048.2                          | 0.0               | 17,001.7                | 16,723.1         | 16,723.1            | 3,713.0                             | 2,341.3               |                                |          |
|       | 3  | 62,234.8                          | 0.0               | 17,247.2                | 17,360.0         | 17,360.0            | 14,913.0                            | 2,338.5               |                                |          |
|       |    |                                   |                   |                         |                  |                     |                                     |                       |                                |          |
|       |    | Domestic liabilities              |                   |                         |                  |                     |                                     |                       |                                |          |
|       |    | Bank notes & coins in circulation | Deposits          | 7)                      |                  | 8)                  | RP                                  | 9)                    |                                |          |
|       |    |                                   |                   | Reserve deposits of BFC | Deposits of NFC  |                     |                                     |                       |                                |          |
|       |    |                                   |                   |                         |                  | Government deposits | Monetary stabilization bonds issued | Repurchase agreements | Monetary stabilization account |          |
| 2015  |    | 423,489.2                         | 86,757.2          | 120,646.9               | 42,399.9         | 1,025.1             | 3,753.7                             | 184,367.3             | 15,000.0                       | 10,000.0 |
| 2016  |    | 417,833.3                         | 97,382.2          | 106,952.4               | 44,200.5         | 920.3               | 7,171.5                             | 168,373.0             | 12,850.0                       | 18,700.0 |
| 2017  |    | 407,585.9                         | 107,907.6         | 92,341.1                | 45,593.6         | 1,104.0             | 9,936.5                             | 170,780.1             | 10,000.0                       | 13,500.0 |
| 2018  |    | 432,808.3                         | 115,389.5         | 118,645.6               | 51,440.8         | 1,982.3             | 9,783.9                             | 171,636.5             | 5,000.0                        | 7,000.0  |
| 2019  |    | 433,165.2                         | 125,698.9         | 124,392.1               | 63,292.1         | 1,809.1             | 3,722.0                             | 164,062.3             | 8,000.0                        | 3,500.0  |
| 2019. | 3  | 440,052.7                         | 117,380.9         | 121,120.6               | 55,367.0         | 3,055.3             | 4,128.0                             | 171,154.3             | 9,000.0                        | 12,000.0 |
|       | 4  | 434,700.4                         | 118,057.9         | 115,172.2               | 53,836.5         | 525.2               | 5,005.1                             | 170,862.5             | 12,000.0                       | 9,500.0  |
|       | 5  | 429,707.0                         | 118,679.0         | 122,536.7               | 59,773.7         | 2,196.2             | 4,339.3                             | 171,263.0             | 5,300.0                        | 4,000.0  |
|       | 6  | 439,565.8                         | 118,397.9         | 129,189.2               | 62,617.8         | 1,062.6             | 4,953.5                             | 171,593.2             | 8,000.0                        | 6,000.0  |
|       | 7  | 434,169.0                         | 118,785.2         | 117,121.6               | 53,855.9         | 607.2               | 5,240.3                             | 173,220.1             | 11,000.0                       | 8,000.0  |
|       | 8  | 434,957.9                         | 120,382.7         | 123,812.4               | 62,894.8         | 1,327.3             | 3,562.8                             | 172,972.7             | 7,000.0                        | 6,000.0  |
|       | 9  | 441,841.6                         | 123,376.1         | 127,378.0               | 59,799.4         | 2,814.7             | 3,189.6                             | 170,992.3             | 10,000.0                       | 6,000.0  |
|       | 10 | 428,619.9                         | 122,698.0         | 123,310.6               | 62,816.2         | 1,362.1             | 2,931.7                             | 170,002.5             | 4,200.0                        | 5,000.0  |
|       | 11 | 429,731.2                         | 123,558.5         | 121,720.8               | 61,369.9         | 919.6               | 2,746.4                             | 168,743.1             | 9,000.0                        | 3,000.0  |
|       | 12 | 433,165.2                         | 125,698.9         | 124,392.1               | 63,292.1         | 1,809.1             | 3,722.0                             | 164,062.3             | 8,000.0                        | 3,500.0  |
| 2020. | 1  | 432,529.2                         | 131,930.1         | 117,516.9               | 58,252.9         | 483.2               | 3,513.9                             | 163,395.3             | 8,100.0                        | 6,000.0  |
|       | 2  | 437,880.7                         | 129,811.6         | 124,226.3               | 65,598.1         | 1,158.4             | 1,879.1                             | 163,990.8             | 10,000.0                       | 5,700.0  |
|       | 3  | 448,613.7                         | 130,190.5         | 120,115.4               | 61,991.2         | 2,003.5             | 4,503.4                             | 165,748.6             | 16,000.0                       | 11,000.0 |

: 1)

2)

4)

5)

6)

7)

8) 가 , 2009 6

가

9) (2010 10 )

10) , 가 ( )

11) IMF

12)

:

### 3. Accounts of the Bank of Korea

In billion won

| RP                           | 5)       | Foreign assets |                       |                    |                       |                      |                            |          | Total assets |         |
|------------------------------|----------|----------------|-----------------------|--------------------|-----------------------|----------------------|----------------------------|----------|--------------|---------|
|                              |          |                | Gold & silver bullion | Foreign securities | Due from banks abroad | IMF Holdings of SDRs | Subs. to intl. fin. insts. | Others   |              |         |
| Reverse repurchase agreement | Others   |                |                       |                    |                       |                      |                            |          |              |         |
| 0.0                          | 3,736.7  | 446,643.7      | 5,619.5               | 361,244.6          | 24,663.1              | 3,798.9              | 7,824.1                    | 43,493.5 | 488,897.3    | 2015    |
| 0.0                          | 2,966.7  | 441,908.7      | 5,794.5               | 357,567.1          | 26,318.1              | 3,478.0              | 17,235.8                   | 31,515.2 | 480,320.3    | 2016    |
| 0.0                          | 27,226.0 | 407,670.1      | 5,137.1               | 326,040.3          | 23,841.6              | 3,615.2              | 16,878.8                   | 32,157.1 | 470,584.7    | 2017    |
| 0.0                          | 19,061.4 | 442,424.6      | 5,361.0               | 364,592.7          | 19,474.2              | 3,831.3              | 17,327.8                   | 31,837.6 | 495,304.6    | 2018    |
| 0.0                          | 8,421.4  | 449,213.8      | 5,551.4               | 375,336.8          | 19,898.0              | 3,881.5              | 18,284.9                   | 26,261.3 | 492,574.8    | 2019    |
| 0.0                          | 16,677.6 | 443,156.5      | 5,361.0               | 363,007.0          | 21,358.3              | 3,767.4              | 17,527.9                   | 32,134.9 | 501,158.8    | 3. 2019 |
| 0.0                          | 16,928.9 | 442,589.8      | 5,361.0               | 361,327.5          | 23,999.7              | 3,577.3              | 17,527.8                   | 30,796.5 | 496,831.4    | 4       |
| 0.0                          | 17,595.2 | 440,785.4      | 5,361.0               | 362,832.7          | 20,571.1              | 3,584.5              | 17,527.8                   | 30,908.3 | 491,716.0    | 5       |
| 0.0                          | 5,406.5  | 459,593.7      | 5,546.6               | 371,511.4          | 28,316.2              | 4,005.0              | 17,644.1                   | 32,570.4 | 503,939.2    | 6       |
| 0.0                          | 5,301.3  | 454,420.7      | 5,554.4               | 369,747.6          | 27,604.6              | 3,961.3              | 17,644.0                   | 29,908.8 | 495,882.7    | 7       |
| 0.0                          | 5,586.6  | 454,313.1      | 5,554.4               | 370,242.7          | 26,853.6              | 3,964.3              | 18,069.4                   | 29,628.7 | 500,875.3    | 8       |
| 0.0                          | 5,437.8  | 456,754.4      | 5,554.4               | 369,383.9          | 30,346.4              | 3,964.3              | 18,098.1                   | 29,407.3 | 504,915.8    | 9       |
| 0.0                          | 5,763.7  | 449,982.5      | 5,554.4               | 365,894.2          | 29,711.9              | 3,941.2              | 18,126.4                   | 26,754.4 | 490,202.6    | 10      |
| 0.0                          | 5,814.3  | 451,935.0      | 5,554.4               | 369,870.1          | 28,147.2              | 3,948.5              | 18,126.4                   | 26,288.4 | 492,518.8    | 11      |
| 0.0                          | 8,421.4  | 449,213.8      | 5,551.4               | 375,336.8          | 19,898.0              | 3,881.5              | 18,284.9                   | 26,261.3 | 492,574.8    | 12      |
| 0.0                          | 6,020.3  | 449,622.0      | 5,551.4               | 370,583.3          | 26,893.5              | 3,881.5              | 18,484.4                   | 24,228.0 | 491,486.8    | 1. 2020 |
| 0.0                          | 5,269.1  | 457,863.9      | 5,551.4               | 367,516.3          | 34,856.9              | 3,825.4              | 18,484.4                   | 27,629.5 | 502,912.2    | 2       |
| 3,500.0                      | 6,876.1  | 447,025.1      | 5,551.4               | 346,654.4          | 43,849.2              | 3,875.7              | 18,484.4                   | 28,610.1 | 509,259.9    | 3       |

| 10)     | Foreign liabilities |                             |                             |   | Total liabilities | Net worth | Total liabilities & net worth |         |
|---------|---------------------|-----------------------------|-----------------------------|---|-------------------|-----------|-------------------------------|---------|
|         | Others              | 11) Non-resident's deposits | IMF SDRs allocated security | Liabs. to intl. fin. insts. in security |                   |           |                               |         |
| 2,964.1 | 53,462.4            | 4,190.4                     | 3,908.2                     | 1,360.5                                 | 476,951.6         | 11,945.8  | 488,897.4                     | 2015    |
| 6,404.5 | 49,064.3            | 7,106.7                     | 3,894.0                     | 7,719.7                                 | 466,897.6         | 13,422.8  | 480,320.4                     | 2016    |
| 3,120.6 | 47,976.6            | 5,218.9                     | 3,659.9                     | 7,717.7                                 | 455,562.5         | 15,022.2  | 470,584.7                     | 2017    |
| 5,353.1 | 47,035.7            | 4,706.6                     | 3,739.0                     | 7,713.1                                 | 479,844.0         | 15,460.5  | 495,304.5                     | 2018    |
| 3,789.9 | 40,885.0            | 4,471.1                     | 3,849.6                     | 7,711.2                                 | 474,050.2         | 18,524.6  | 492,574.8                     | 2019    |
| 5,268.7 | 47,331.1            | 4,507.3                     | 3,739.0                     | 7,870.4                                 | 487,383.8         | 13,775.0  | 501,158.8                     | 3. 2019 |
| 4,102.9 | 47,273.7            | 4,454.2                     | 3,739.0                     | 7,806.9                                 | 481,974.1         | 14,857.3  | 496,831.4                     | 4       |
| 3,589.1 | 46,664.5            | 4,454.5                     | 3,739.0                     | 7,798.3                                 | 476,371.5         | 15,344.4  | 491,715.9                     | 5       |
| 1,432.2 | 48,266.5            | 4,437.9                     | 3,866.6                     | 7,798.4                                 | 487,832.3         | 16,106.9  | 503,939.2                     | 6       |
| 801.9   | 44,689.3            | 4,209.3                     | 3,866.6                     | 7,763.4                                 | 478,858.3         | 17,024.4  | 495,882.7                     | 7       |
| 1,227.4 | 48,091.6            | 4,643.1                     | 3,866.6                     | 7,754.8                                 | 483,049.5         | 17,825.8  | 500,875.3                     | 8       |
| 905.7   | 44,495.2            | 4,599.8                     | 3,866.6                     | 7,754.8                                 | 486,336.8         | 18,578.9  | 504,915.7                     | 9       |
| 477.2   | 42,514.2            | 4,643.1                     | 3,866.6                     | 7,711.3                                 | 471,134.1         | 19,068.5  | 490,202.6                     | 10      |
| 962.4   | 43,461.9            | 4,634.7                     | 3,866.6                     | 7,711.3                                 | 473,193.0         | 19,325.7  | 492,518.7                     | 11      |
| 3,789.9 | 40,885.0            | 4,471.1                     | 3,849.6                     | 7,711.2                                 | 474,050.2         | 18,524.6  | 492,574.8                     | 12      |
| 2,073.1 | 40,517.3            | 4,505.8                     | 3,849.6                     | 7,843.2                                 | 473,046.6         | 18,440.2  | 491,486.8                     | 1. 2020 |
| 2,272.9 | 49,154.9            | 4,511.4                     | 3,849.6                     | 7,837.4                                 | 487,035.6         | 15,876.5  | 502,912.1                     | 2       |
| 1,055.8 | 43,601.5            | 4,492.0                     | 3,849.6                     | 7,837.4                                 | 492,215.1         | 17,044.8  | 509,259.9                     | 3       |

Note: 1) Includes treasury checks, treasury funds pending collection, checks &amp; bills.

2) Includes foreign currency loans.

3) Includes government-guaranteed bonds.

4) Includes subscriptions to Export-Import Bank of Korea, Korea Housing Finance Corporation etc.

5) Domestic inter-office account (dr.), suspense receivables, exchange revaluation reserves (dr.), due from domestic banks in foreign currency etc.

6) Includes subscriptions in form of securities.

Source: The Bank of Korea.

7) Includes National Investment Fund deposits and deposits of the Bounty Fund on Worker's Property Formation.

8) Net book value.

9) Monetary stabilization account with competitive bidding process (Implemented since Oct. 2010)

10) Domestic inter-office account(cr.), suspense payable, guarantees received, exchange revaluation reserves(cr.), allowances, etc.

11) Deposits in Won of IMF and other international financial institutions.

12) Consists of legal reserves and voluntary reserves.

## 4. Bank Notes and Coins in Circulation

| : 100   |                | In million won |             |             |
|---------|----------------|----------------|-------------|-------------|
|         | 1)             | 2)             |             |             |
|         | In circulation | Average        | Highest     | Lowest      |
| 2010    | 43,307,163     | 39,761,721     | 44,521,813  | 36,777,124  |
| 2011    | 48,657,565     | 45,733,238     | 49,670,624  | 43,121,752  |
| 2012    | 54,334,430     | 51,194,204     | 55,644,310  | 48,657,565  |
| 2013    | 63,365,910     | 58,916,464     | 63,994,619  | 53,895,809  |
| 2014    | 74,944,785     | 68,684,323     | 74,944,785  | 63,365,910  |
| 2015    | 86,757,133     | 80,818,782     | 86,863,160  | 74,944,785  |
| 2016    | 97,382,263     | 92,462,447     | 97,676,186  | 86,757,133  |
| 2017    | 107,907,643    | 103,028,570    | 110,694,591 | 97,382,263  |
| 2018    | 115,389,473    | 111,562,544    | 116,454,729 | 107,895,457 |
| 2019    | 125,698,872    | 120,185,419    | 125,698,872 | 115,389,473 |
| 2018. 3 | 109,523,637    | 110,747,645    | 112,751,824 | 109,523,637 |
| 4       | 109,613,384    | 109,332,803    | 109,613,384 | 109,057,809 |
| 5       | 110,516,935    | 110,407,571    | 110,638,290 | 109,613,384 |
| 6       | 110,069,282    | 110,353,952    | 110,476,680 | 110,069,282 |
| 7       | 110,474,450    | 110,223,216    | 110,507,917 | 110,016,521 |
| 8       | 110,584,783    | 110,630,086    | 110,735,631 | 110,448,598 |
| 9       | 116,454,729    | 113,640,885    | 116,454,729 | 110,584,783 |
| 10      | 113,859,805    | 114,736,108    | 116,419,756 | 113,751,729 |
| 11      | 114,080,949    | 113,785,295    | 114,080,949 | 113,601,074 |
| 12      | 115,389,473    | 114,500,635    | 115,389,473 | 114,013,038 |
| 2019. 1 | 121,247,264    | 116,794,312    | 121,247,264 | 115,389,473 |
| 2       | 118,574,805    | 120,415,783    | 121,479,772 | 118,574,805 |
| 3       | 117,380,940    | 117,794,020    | 118,574,805 | 117,380,940 |
| 4       | 118,057,833    | 117,623,759    | 118,057,833 | 117,415,755 |
| 5       | 118,678,928    | 118,683,992    | 118,911,198 | 118,057,833 |
| 6       | 118,397,870    | 118,628,089    | 118,824,330 | 118,397,870 |
| 7       | 118,785,172    | 118,611,158    | 118,814,760 | 118,354,459 |
| 8       | 120,382,662    | 119,323,773    | 120,382,662 | 118,807,220 |
| 9       | 123,376,050    | 123,911,901    | 125,065,681 | 120,382,662 |
| 10      | 122,697,961    | 122,856,831    | 123,291,179 | 122,580,150 |
| 11      | 123,558,526    | 123,059,806    | 123,638,862 | 122,604,727 |
| 12      | 125,698,872    | 124,521,606    | 125,698,872 | 123,558,526 |
| 2020. 1 | 131,930,062    | 128,862,522    | 132,101,014 | 125,698,872 |
| 2       | 129,811,560    | 130,612,085    | 131,930,062 | 129,794,069 |
| 3       | 130,190,459    | 129,907,240    | 130,190,459 | 129,748,711 |
| 4       | 133,311,623    | 131,410,379    | 133,311,623 | 130,345,569 |

: 1)

Note: 1) Figures at the end of period

2)

2) Annual averages are arithmetic averages of average monthly figures

:

Source: The Bank of Korea.

## 5. Bank Notes and Coins in Circulation by Denomination

: 100

In million won

|       | 1) | Total       | Bank notes  | 50,000      | 10,000     | 5,000     | 1,000     | 500            | Coins     |
|-------|----|-------------|-------------|-------------|------------|-----------|-----------|----------------|-----------|
|       |    |             |             | 50,000 won  | 10,000 won | 5,000 won | 1,000 won | 500won & below |           |
| 2010  |    | 43,307,163  | 41,280,991  | 18,996,243  | 20,012,191 | 1,016,731 | 1,242,314 | 13,512         | 1,921,737 |
| 2011  |    | 48,657,565  | 46,557,716  | 25,960,296  | 18,247,202 | 1,046,696 | 1,290,012 | 13,511         | 1,992,219 |
| 2012  |    | 54,334,430  | 52,176,316  | 32,766,487  | 16,966,019 | 1,097,126 | 1,333,173 | 13,510         | 2,046,545 |
| 2013  |    | 63,365,910  | 61,135,221  | 40,681,239  | 17,878,083 | 1,184,856 | 1,377,533 | 13,509         | 2,114,726 |
| 2014  |    | 74,944,785  | 72,643,797  | 52,003,417  | 17,946,287 | 1,249,766 | 1,430,818 | 13,509         | 2,179,879 |
| 2015  |    | 86,757,133  | 84,361,977  | 64,323,613  | 17,229,858 | 1,307,120 | 1,487,878 | 13,508         | 2,269,391 |
| 2016  |    | 97,382,263  | 94,908,354  | 75,775,159  | 16,244,699 | 1,346,155 | 1,528,833 | 13,507         | 2,345,917 |
| 2017  |    | 107,907,643 | 105,415,405 | 86,577,948  | 15,860,619 | 1,383,679 | 1,579,651 | 13,507         | 2,358,070 |
| 2018  |    | 115,389,473 | 112,878,894 | 94,726,752  | 15,147,215 | 1,393,731 | 1,597,690 | 13,506         | 2,375,467 |
| 2019  |    | 125,698,872 | 123,177,141 | 105,394,390 | 14,734,738 | 1,416,004 | 1,618,503 | 13,505         | 2,380,224 |
| 2018. | 3  | 109,523,637 | 107,031,951 | 88,401,164  | 15,583,812 | 1,432,210 | 1,601,258 | 13,506         | 2,357,521 |
|       | 4  | 109,613,384 | 107,124,003 | 88,651,547  | 15,467,136 | 1,410,035 | 1,581,778 | 13,506         | 2,355,218 |
|       | 5  | 110,516,935 | 108,027,585 | 89,504,031  | 15,523,361 | 1,403,094 | 1,583,593 | 13,506         | 2,355,188 |
|       | 6  | 110,069,282 | 107,578,861 | 89,462,043  | 15,136,629 | 1,390,019 | 1,576,662 | 13,506         | 2,356,264 |
|       | 7  | 110,474,450 | 107,981,461 | 90,012,193  | 14,994,566 | 1,385,675 | 1,575,522 | 13,506         | 2,358,834 |
|       | 8  | 110,584,783 | 108,087,257 | 90,265,420  | 14,853,567 | 1,382,408 | 1,572,357 | 13,506         | 2,363,374 |
|       | 9  | 116,454,729 | 113,951,225 | 94,346,510  | 16,472,582 | 1,462,873 | 1,655,754 | 13,506         | 2,369,355 |
|       | 10 | 113,859,805 | 111,352,065 | 93,005,417  | 15,273,577 | 1,428,776 | 1,630,789 | 13,506         | 2,372,623 |
|       | 11 | 114,080,949 | 111,571,975 | 93,480,502  | 15,070,179 | 1,401,379 | 1,606,410 | 13,506         | 2,373,858 |
|       | 12 | 115,389,473 | 112,878,894 | 94,726,752  | 15,147,215 | 1,393,731 | 1,597,690 | 13,506         | 2,375,467 |
| 2019. | 1  | 121,247,264 | 118,731,888 | 99,124,387  | 16,443,569 | 1,480,561 | 1,669,865 | 13,506         | 2,378,630 |
|       | 2  | 118,574,805 | 116,060,741 | 97,397,610  | 15,548,809 | 1,455,385 | 1,645,430 | 13,506         | 2,377,319 |
|       | 3  | 117,380,940 | 114,870,404 | 96,887,747  | 14,922,893 | 1,429,683 | 1,616,576 | 13,506         | 2,373,792 |
|       | 4  | 118,057,833 | 115,547,967 | 97,660,372  | 14,855,558 | 1,414,554 | 1,603,978 | 13,506         | 2,370,868 |
|       | 5  | 118,678,928 | 116,169,820 | 98,322,637  | 14,827,418 | 1,407,500 | 1,598,759 | 13,506         | 2,370,112 |
|       | 6  | 118,397,870 | 115,888,756 | 98,333,537  | 14,549,824 | 1,400,519 | 1,591,370 | 13,506         | 2,370,119 |
|       | 7  | 118,785,172 | 116,275,144 | 98,889,171  | 14,389,512 | 1,392,224 | 1,590,731 | 13,506         | 2,370,709 |
|       | 8  | 120,382,662 | 117,867,807 | 100,230,614 | 14,589,660 | 1,418,923 | 1,615,104 | 13,506         | 2,375,537 |
|       | 9  | 123,376,050 | 120,858,047 | 102,581,161 | 15,145,919 | 1,458,854 | 1,658,608 | 13,506         | 2,377,439 |
|       | 10 | 122,697,961 | 120,178,884 | 102,317,327 | 14,771,996 | 1,437,707 | 1,638,349 | 13,506         | 2,378,514 |
|       | 11 | 123,558,526 | 121,038,186 | 103,348,645 | 14,631,595 | 1,422,971 | 1,621,470 | 13,506         | 2,378,828 |
|       | 12 | 125,698,872 | 123,177,141 | 105,394,390 | 14,734,738 | 1,416,004 | 1,618,503 | 13,505         | 2,380,224 |
| 2020. | 1  | 131,930,062 | 129,405,694 | 110,188,239 | 16,029,314 | 1,490,373 | 1,684,263 | 13,505         | 2,382,873 |
|       | 2  | 129,811,560 | 127,291,230 | 108,995,668 | 15,151,221 | 1,466,687 | 1,664,149 | 13,505         | 2,378,838 |
|       | 3  | 130,190,459 | 127,674,954 | 109,913,037 | 14,663,070 | 1,445,187 | 1,640,154 | 13,505         | 2,374,015 |
|       | 4  | 133,311,623 | 130,801,950 | 112,654,090 | 15,064,392 | 1,438,752 | 1,631,210 | 13,505         | 2,368,191 |

: 1) , Note: 1) Include commemorative banknote, commemorative coins.  
: Source: The Bank of Korea.

## 6. M2 ( ) ( ) M2 (Broad Money) by Type (End of)

: 10

In billion won

|         | M2 ( )                  |   |                      |                               |                    | M M F     |
|---------|-------------------------|---|----------------------|-------------------------------|--------------------|-----------|
|         | Broad money             | Currency in circulation                       | Demand deposits      | Transferable savings deposits | Money market funds |           |
| 2014    | 2,077,234.0             | 64,438.5                                      | 142,632.3            | 378,751.8                     | 58,061.1           |           |
| 2015    | 2,247,375.0             | 76,343.4                                      | 181,878.3            | 450,231.2                     | 58,173.9           |           |
| 2016    | 2,407,459.1             | 86,829.5                                      | 210,876.4            | 497,825.2                     | 61,341.0           |           |
| 2017    | 2,530,353.6             | 96,842.8                                      | 227,771.3            | 525,248.3                     | 48,987.1           |           |
| 2018    | 2,700,362.4             | 103,994.8                                     | 234,173.0            | 527,684.0                     | 46,090.7           |           |
| 2019    | 2,913,609.6             | 114,523.9                                     | 260,962.1            | 577,436.8                     | 40,715.2           |           |
| 2019. 3 | 2,763,165.2             | 106,446.8                                     | 233,525.8            | 539,207.3                     | 53,325.0           |           |
| 4       | 2,760,406.6             | 106,778.7                                     | 231,095.9            | 528,441.6                     | 53,553.2           |           |
| 5       | 2,773,218.1             | 107,331.0                                     | 231,251.4            | 528,935.9                     | 48,145.3           |           |
| 6       | 2,813,932.9             | 107,524.1                                     | 244,148.2            | 540,211.2                     | 48,511.0           |           |
| 7       | 2,807,361.7             | 107,864.8                                     | 233,125.0            | 529,357.7                     | 49,628.5           |           |
| 8       | 2,848,885.3             | 108,977.0                                     | 239,689.7            | 535,769.6                     | 43,824.1           |           |
| 9       | 2,853,964.3             | 111,013.2                                     | 242,869.4            | 539,621.8                     | 45,290.4           |           |
| 10      | 2,871,952.2             | 111,353.3                                     | 240,573.9            | 534,183.3                     | 45,360.9           |           |
| 11      | 2,917,439.1             | 112,775.1                                     | 247,229.9            | 555,032.9                     | 45,698.2           |           |
| 12      | 2,913,609.6             | 114,523.9                                     | 260,962.1            | 577,436.8                     | 40,715.2           |           |
| 2020. 1 | 2,922,453.1             | 119,056.7                                     | 255,440.1            | 570,444.5                     | 54,138.7           |           |
| 2       | 2,977,983.5             | 118,056.4                                     | 274,750.1            | 592,308.6                     | 61,743.9           |           |
| 3 p)    | 2,986,838.8             | 119,126.5                                     | 275,768.2            | 612,737.0                     | 45,941.0           |           |
|         |                         |   |                      |                               |                    |           |
|         |                         |   |                      |                               |                    |           |
|         | Time & savings deposits | Beneficial certificates CDs, RPs, Cover bills | Financial debentures | Money in trusts               | Others             |           |
| 2014    | 885,198.3               | 161,094.3                                     | 23,776.5             | 85,863.1                      | 172,807.2          | 104,610.8 |
| 2015    | 892,002.1               | 173,552.5                                     | 30,352.8             | 82,685.3                      | 185,912.4          | 116,243.3 |
| 2016    | 930,507.6               | 181,023.3                                     | 26,087.7             | 82,924.8                      | 205,623.2          | 124,420.4 |
| 2017    | 975,913.8               | 182,474.9                                     | 30,528.4             | 93,707.3                      | 203,179.8          | 145,700.0 |
| 2018    | 1,090,844.2             | 207,263.0                                     | 31,335.5             | 96,261.2                      | 229,693.9          | 133,022.1 |
| 2019    | 1,188,571.9             | 230,649.2                                     | 18,989.6             | 82,393.0                      | 255,705.4          | 143,662.5 |
| 2019. 3 | 1,120,044.2             | 212,958.4                                     | 33,019.7             | 91,841.6                      | 247,806.9          | 124,989.5 |
| 4       | 1,133,191.5             | 210,421.7                                     | 32,941.6             | 91,472.2                      | 250,788.8          | 121,721.3 |
| 5       | 1,147,207.8             | 212,881.2                                     | 30,378.2             | 89,895.6                      | 250,749.2          | 126,442.7 |
| 6       | 1,154,083.8             | 219,740.9                                     | 28,123.0             | 89,137.5                      | 251,202.4          | 131,251.0 |
| 7       | 1,168,632.5             | 218,158.5                                     | 26,113.9             | 87,548.0                      | 256,726.6          | 130,206.3 |
| 8       | 1,182,854.4             | 219,870.9                                     | 25,494.0             | 88,445.4                      | 266,006.6          | 137,953.5 |
| 9       | 1,189,665.9             | 223,930.3                                     | 23,812.3             | 86,884.3                      | 253,813.9          | 137,062.8 |
| 10      | 1,208,356.3             | 220,700.9                                     | 23,124.3             | 86,934.7                      | 262,992.8          | 138,371.9 |
| 11      | 1,216,886.7             | 224,054.9                                     | 22,567.0             | 84,708.0                      | 271,655.7          | 136,830.6 |
| 12      | 1,188,571.9             | 230,649.2                                     | 18,989.6             | 82,393.0                      | 255,705.4          | 143,662.5 |
| 2020. 1 | 1,190,040.3             | 223,189.5                                     | 19,601.9             | 81,006.1                      | 269,616.6          | 139,918.6 |
| 2       | 1,194,966.3             | 223,305.0                                     | 19,362.9             | 82,758.9                      | 275,598.0          | 135,133.5 |
| 3 p)    | 1,204,495.4             | 223,957.5                                     | 18,950.1             | 81,320.9                      | 258,219.5          | 146,322.5 |

:

Source: The Bank of Korea.

# 7. Reserves of Commercial & Specialized Banks

1)

: 10

In billion won

| During  | Deposits    | (A)          |         |                 | Required reserves (B) | Excess reserves (A-B) |
|---------|-------------|--------------|---------|-----------------|-----------------------|-----------------------|
|         |             | Reserves (A) | Cash    | Deposits at BOK |                       |                       |
| 2014    | 1,126,518.6 | 43,048.1     | 7,890.2 | 35,157.9        | 43,026.5              | 21.6                  |
| 2015    | 1,200,177.6 | 48,246.9     | 7,891.3 | 40,355.6        | 48,217.4              | 29.5                  |
| 2016    | 1,288,675.9 | 53,326.8     | 8,027.3 | 45,299.5        | 53,273.8              | 53.0                  |
| 2017    | 1,366,344.5 | 57,214.1     | 8,295.7 | 48,918.4        | 57,160.0              | 54.1                  |
| 2018    | 1,457,010.9 | 60,478.7     | 8,276.7 | 52,202.0        | 60,317.5              | 161.2                 |
| 2019    | 1,569,475.4 | 66,304.9     | 8,065.0 | 58,239.9        | 64,147.3              | 2,157.6               |
| 2018. 1 | 1,408,747.1 | 58,914.7     | 8,368.2 | 50,546.5        | 58,799.3              | 115.4                 |
| 2       | 1,423,625.0 | 59,431.5     | 8,913.1 | 50,518.4        | 59,364.4              | 67.1                  |
| 3       | 1,429,784.5 | 59,680.2     | 8,734.3 | 50,945.9        | 59,635.6              | 44.6                  |
| 4       | 1,433,868.1 | 59,867.5     | 7,944.0 | 51,923.5        | 59,821.8              | 45.7                  |
| 5       | 1,441,571.4 | 60,181.5     | 8,054.2 | 52,127.3        | 59,958.4              | 223.1                 |
| 6       | 1,456,330.1 | 60,641.9     | 8,187.1 | 52,454.8        | 60,600.4              | 41.5                  |
| 7       | 1,460,072.4 | 60,658.4     | 7,929.4 | 52,729.0        | 60,595.3              | 63.1                  |
| 8       | 1,462,041.9 | 60,542.9     | 8,009.4 | 52,533.5        | 60,421.4              | 121.5                 |
| 9       | 1,477,409.0 | 61,344.6     | 8,468.5 | 52,876.1        | 61,051.2              | 293.4                 |
| 10      | 1,488,173.9 | 61,758.2     | 8,834.5 | 52,923.7        | 60,973.6              | 784.6                 |
| 11      | 1,498,140.5 | 61,135.7     | 7,992.0 | 53,143.7        | 61,068.3              | 67.4                  |
| 12      | 1,504,366.6 | 61,587.7     | 7,885.7 | 53,702.0        | 61,520.6              | 67.1                  |
| 2019. 1 | 1,504,725.9 | 61,567.6     | 8,552.0 | 53,015.6        | 61,444.2              | 123.4                 |
| 2       | 1,516,627.0 | 62,161.2     | 8,846.7 | 53,314.5        | 62,063.6              | 97.6                  |
| 3       | 1,535,662.6 | 63,054.1     | 8,138.4 | 54,915.7        | 62,932.6              | 121.5                 |
| 4       | 1,543,835.9 | 63,441.0     | 7,753.9 | 55,687.1        | 63,401.1              | 39.9                  |
| 5       | 1,550,564.7 | 66,150.2     | 7,874.8 | 58,275.4        | 63,534.4              | 2,615.8               |
| 6       | 1,566,706.8 | 67,443.0     | 7,949.8 | 59,493.2        | 64,191.1              | 3,251.9               |
| 7       | 1,570,561.2 | 67,510.0     | 7,704.9 | 59,805.1        | 64,252.2              | 3,257.8               |
| 8       | 1,584,936.5 | 67,844.0     | 7,741.5 | 60,102.5        | 64,588.3              | 3,255.7               |
| 9       | 1,597,326.0 | 68,330.6     | 8,574.4 | 59,756.2        | 65,078.7              | 3,251.9               |
| 10      | 1,605,245.2 | 68,381.1     | 8,174.3 | 60,206.8        | 65,092.9              | 3,288.2               |
| 11      | 1,624,426.4 | 69,193.0     | 7,745.8 | 61,447.2        | 65,903.1              | 3,289.9               |
| 12      | 1,633,086.1 | 70,583.1     | 7,723.7 | 62,859.4        | 67,285.9              | 3,297.2               |
| 2020. 1 | 1,628,521.4 | 70,885.7     | 8,191.2 | 62,694.5        | 67,626.0              | 3,259.7               |

: 1)

Note: 1) Averages of daily figures.

2)

2) Annual figures are averages of the maintenance periods of that year.

3)

3) Deposits subject to reserve requirements.

:

Source: The Bank of Korea.



## 8. ( ) Deposits at Commercial & Specialized Banks by Depositor (End of)

: 10

In billion won

|       |      | 가              |            |              | 가               |            | Time and savings deposits | 가           |              |
|-------|------|----------------|------------|--------------|-----------------|------------|---------------------------|-------------|--------------|
|       |      | Total deposits | Households | Corporations | Demand deposits | Households | Corporations              | Households  | Corporations |
| 2013  |      | 1,009,685.4    | 501,701.9  | 310,755.9    | 111,405.9       | 41,958.4   | 41,216.2                  | 898,279.5   | 459,743.5    |
| 2014  |      | 1,080,543.3    | 530,539.8  | 321,266.0    | 122,815.4       | 48,246.5   | 45,990.8                  | 957,727.8   | 482,293.3    |
| 2015  |      | 1,163,727.4    | 559,199.6  | 348,055.4    | 155,418.6       | 59,536.0   | 52,684.8                  | 1,008,308.8 | 499,663.6    |
| 2016  |      | 1,240,973.6    | 580,726.0  | 383,459.7    | 179,939.3       | 66,921.9   | 63,199.8                  | 1,061,034.4 | 513,804.0    |
| 2017  |      | 1,305,558.4    | 600,111.5  | 398,635.4    | 194,277.7       | 71,049.5   | 75,222.6                  | 1,111,280.7 | 529,062.0    |
| 2018  |      | 1,394,987.3    | 618,442.2  | 425,877.8    | 202,394.8       | 75,522.0   | 79,724.2                  | 1,192,592.6 | 542,920.2    |
| 2019  |      | 1,515,519.5    | 668,953.5  | 456,856.4    | 224,547.7       | 85,753.3   | 90,380.4                  | 1,290,971.8 | 583,200.2    |
| 2018. | 2    | 1,312,410.2    | 607,263.5  | 383,455.1    | 190,920.8       | 74,002.1   | 67,007.9                  | 1,121,489.3 | 533,261.4    |
|       | 3    | 1,324,168.5    | 614,344.5  | 396,621.3    | 191,242.6       | 76,802.3   | 67,892.5                  | 1,132,925.9 | 537,542.1    |
|       | 4    | 1,320,696.6    | 612,642.8  | 382,999.6    | 190,902.3       | 74,503.4   | 67,541.3                  | 1,129,794.3 | 538,139.4    |
|       | 5    | 1,333,028.4    | 609,585.7  | 384,261.8    | 191,858.9       | 73,432.6   | 68,942.1                  | 1,141,169.5 | 536,153.0    |
|       | 6    | 1,353,051.7    | 614,936.3  | 403,726.7    | 199,118.0       | 75,385.8   | 75,332.6                  | 1,153,933.7 | 539,550.5    |
|       | 7    | 1,341,176.3    | 612,058.8  | 391,915.8    | 190,727.0       | 73,271.7   | 69,521.9                  | 1,150,449.3 | 538,787.0    |
|       | 8    | 1,350,742.7    | 611,888.1  | 394,328.7    | 192,038.8       | 74,380.7   | 69,905.8                  | 1,158,703.9 | 537,507.4    |
|       | 9    | 1,369,705.8    | 616,419.4  | 401,703.4    | 194,544.6       | 75,141.9   | 71,422.0                  | 1,175,161.2 | 541,277.6    |
|       | 10   | 1,379,617.3    | 614,105.0  | 403,606.8    | 191,585.0       | 73,816.5   | 69,682.9                  | 1,188,032.3 | 540,288.5    |
|       | 11   | 1,375,816.2    | 611,462.6  | 408,317.7    | 191,634.8       | 72,971.5   | 70,863.1                  | 1,184,181.4 | 538,491.1    |
|       | 12   | 1,394,987.3    | 618,442.2  | 425,877.8    | 202,394.8       | 75,522.0   | 79,724.2                  | 1,192,592.6 | 542,920.2    |
| 2019. | 1    | 1,384,871.9    | 622,993.0  | 405,018.6    | 195,793.7       | 74,939.5   | 73,076.4                  | 1,189,078.2 | 548,053.5    |
|       | 2    | 1,405,014.3    | 628,511.2  | 403,231.2    | 200,226.6       | 76,684.9   | 72,476.8                  | 1,204,787.8 | 551,826.4    |
|       | 3    | 1,425,960.8    | 635,899.6  | 417,599.6    | 204,201.3       | 79,291.4   | 75,109.0                  | 1,221,759.4 | 556,608.2    |
|       | 4    | 1,421,596.2    | 640,058.4  | 400,711.2    | 203,072.0       | 80,263.1   | 71,955.0                  | 1,218,524.1 | 559,795.3    |
|       | 5    | 1,430,197.5    | 639,299.2  | 401,969.3    | 203,338.4       | 79,740.4   | 73,648.8                  | 1,226,859.1 | 559,558.8    |
|       | 6    | 1,454,392.5    | 643,207.8  | 422,384.6    | 213,733.1       | 81,798.7   | 80,393.5                  | 1,240,659.4 | 561,409.2    |
|       | 7    | 1,447,588.8    | 642,374.2  | 414,011.0    | 204,141.4       | 81,132.8   | 74,323.1                  | 1,243,447.4 | 561,241.4    |
|       | 8    | 1,471,688.5    | 647,293.5  | 420,285.1    | 208,695.5       | 83,170.8   | 77,405.9                  | 1,262,993.0 | 564,122.7    |
|       | 9    | 1,481,331.9    | 651,408.5  | 425,376.9    | 213,373.4       | 83,113.3   | 78,856.9                  | 1,267,958.5 | 568,295.2    |
|       | 10   | 1,486,029.5    | 654,001.6  | 422,113.9    | 209,546.4       | 83,038.6   | 75,441.1                  | 1,276,483.0 | 570,963.0    |
|       | 11   | 1,510,877.0    | 660,822.9  | 437,260.0    | 212,918.1       | 83,725.8   | 78,903.1                  | 1,297,958.9 | 577,097.2    |
|       | 12   | 1,515,519.5    | 668,953.5  | 456,856.4    | 224,547.7       | 85,753.3   | 90,380.4                  | 1,290,971.8 | 583,200.2    |
| 2020. | 1    | 1,503,576.8    | 678,631.7  | 432,462.9    | 219,959.0       | 88,694.3   | 79,084.1                  | 1,283,617.8 | 589,937.4    |
|       | 2    | 1,542,733.8    | 689,763.5  | 444,978.0    | 238,609.2       | 92,373.0   | 83,750.7                  | 1,304,124.6 | 597,390.5    |
|       | 3 p) | 1,577,106.3    | 694,909.1  | 474,634.5    | 243,163.5       | 95,613.8   | 87,711.0                  | 1,333,942.8 | 599,295.3    |

Source: The Bank of Korea.

# 9. ( )<sup>1)2)</sup> Demand Deposits at Commercial & Specialized Banks by Type (End of)

: 10

In billion won

|         |           |          | 가                  |           |           |          |                   |                |
|---------|-----------|----------|--------------------|-----------|-----------|----------|-------------------|----------------|
|         | Total     | Checking | Household checking | Passbook  | Temporary | Public   | Treasury deposits | Credit control |
| 2010    | 88,105.7  | 3,283.7  | 730.5              | 56,544.9  | 22,145.4  | 5,340.3  | 57.7              | 3.1            |
| 2011    | 96,137.9  | 4,159.2  | 718.7              | 64,106.0  | 22,165.4  | 4,938.6  | 47.6              | 2.4            |
| 2012    | 100,932.5 | 4,683.4  | 692.4              | 66,296.2  | 22,995.8  | 6,198.1  | 49.9              | 5.3            |
| 2013    | 111,405.9 | 5,221.6  | 739.7              | 75,138.0  | 23,671.0  | 6,491.3  | 45.6              | 2.2            |
| 2014    | 122,815.4 | 3,309.6  | 776.2              | 86,525.9  | 24,004.1  | 8,045.2  | 56.2              | 7.1            |
| 2015    | 155,418.6 | 3,117.5  | 905.6              | 106,176.3 | 24,518.6  | 20,556.9 | 58.1              | 3.5            |
| 2016    | 179,939.3 | 4,069.4  | 1,007.4            | 125,160.5 | 25,572.6  | 23,985.3 | 60.9              | 2.2            |
| 2017    | 194,277.7 | 4,646.7  | 1,040.7            | 143,493.5 | 25,394.6  | 19,568.7 | 69.5              | 2.4            |
| 2018    | 202,394.8 | 4,665.1  | 934.3              | 153,043.4 | 26,437.7  | 17,187.5 | 63.5              | 3.0            |
| 2019    | 224,547.7 | 4,880.7  | 1,019.8            | 176,396.2 | 25,015.5  | 17,111.7 | 63.3              | 1.1            |
| 2018. 2 | 190,920.8 | 3,150.1  | 1,032.1            | 141,907.1 | 25,342.6  | 19,138.8 | 285.7             | 3.2            |
| 3       | 191,242.6 | 3,790.1  | 1,069.8            | 144,957.5 | 25,588.0  | 15,363.7 | 408.5             | 3.7            |
| 4       | 190,902.3 | 2,921.5  | 1,000.9            | 144,499.3 | 25,164.2  | 16,846.7 | 400.9             | 7.4            |
| 5       | 191,858.9 | 3,641.0  | 979.1              | 143,882.9 | 24,125.7  | 18,793.5 | 369.9             | 4.8            |
| 6       | 199,118.0 | 4,333.1  | 994.7              | 152,118.2 | 24,557.5  | 16,463.2 | 586.2             | 4.2            |
| 7       | 190,727.0 | 3,024.1  | 962.7              | 146,422.7 | 23,992.4  | 15,783.7 | 475.1             | 4.8            |
| 8       | 192,038.8 | 2,930.7  | 956.4              | 146,601.9 | 24,168.5  | 16,940.6 | 376.8             | 3.5            |
| 9       | 194,544.6 | 3,882.4  | 990.7              | 148,846.7 | 24,931.9  | 15,454.3 | 375.3             | 3.0            |
| 10      | 191,585.0 | 3,013.9  | 937.3              | 145,667.6 | 24,194.0  | 17,340.9 | 367.8             | 3.4            |
| 11      | 191,634.8 | 3,119.3  | 923.9              | 145,444.2 | 24,572.1  | 17,251.4 | 261.8             | 1.8            |
| 12      | 202,394.8 | 4,665.1  | 934.3              | 153,043.4 | 26,437.7  | 17,187.5 | 63.5              | 3.0            |
| 2019. 1 | 195,793.7 | 3,912.6  | 942.3              | 149,686.2 | 24,088.3  | 16,730.2 | 372.5             | 1.5            |
| 2       | 200,226.6 | 3,286.4  | 976.4              | 152,217.9 | 24,918.7  | 18,423.8 | 341.5             | 1.6            |
| 3       | 204,201.3 | 4,158.2  | 980.2              | 157,830.6 | 24,584.5  | 16,137.6 | 449.5             | 0.7            |
| 4       | 203,072.0 | 3,075.6  | 959.9              | 156,341.8 | 24,561.0  | 17,595.1 | 476.0             | 2.1            |
| 5       | 203,338.4 | 2,968.8  | 943.8              | 158,227.1 | 24,130.4  | 16,570.5 | 432.5             | 5.4            |
| 6       | 213,733.1 | 4,917.4  | 972.3              | 166,227.2 | 24,514.0  | 16,414.4 | 622.7             | 4.9            |
| 7       | 204,141.4 | 3,456.7  | 946.9              | 159,974.1 | 24,190.6  | 14,974.6 | 533.9             | 3.6            |
| 8       | 208,695.5 | 3,487.5  | 954.3              | 162,603.1 | 24,760.3  | 16,383.4 | 444.0             | 3.2            |
| 9       | 213,373.4 | 4,441.8  | 951.2              | 166,474.2 | 24,544.1  | 16,472.1 | 425.9             | 4.2            |
| 10      | 209,546.4 | 3,148.6  | 953.6              | 161,921.0 | 24,272.8  | 18,810.5 | 376.5             | 3.6            |
| 11      | 212,918.1 | 3,836.9  | 1,004.1            | 164,207.1 | 24,253.9  | 19,265.5 | 287.3             | 3.5            |
| 12      | 224,547.7 | 4,880.7  | 1,019.8            | 176,396.2 | 25,015.5  | 17,111.7 | 63.3              | 1.1            |
| 2020. 1 | 219,959.0 | 3,689.8  | 1,088.2            | 171,459.3 | 24,581.7  | 18,645.9 | 433.7             | 1.1            |
| 2       | 238,609.2 | 5,332.0  | 1,094.8            | 181,754.0 | 25,101.6  | 24,795.5 | 470.9             | 1.2            |
| 3 p)    | 243,163.5 | 5,059.8  | 1,103.9            | 191,922.5 | 25,230.0  | 19,149.6 | 637.7             | 0.9            |

: 1)

2002 1

Note: 1) Includes Korea Development Bank since Jan. 2002 when it was reclassified into Commercial &amp; specialized banks.

2)

2) Excludes foreign currency deposits &amp; interbank deposits.

:

Source: The Bank of Korea.

# 10. Time and Savings Deposits at Commercial & Specialized Banks by Type

: 10

In billion won

|         |             |           | 3)                  |                     | 4)                   |                                     |           |                 |                              |
|---------|-------------|-----------|---------------------|---------------------|----------------------|-------------------------------------|-----------|-----------------|------------------------------|
|         | Total       | Time      | Installment savings | Mutual installments | Housing installments | Worker's preferential sav. deposits | Savings   | Company savings | Workman's property formation |
| 2010    | 785,784.8   | 502,819.0 | 22,003.2            | 9,661.4             | 2,001.7              | 6.2                                 | 129,527.3 | 108,838.0       | 0.4                          |
| 2011    | 851,663.5   | 563,628.5 | 24,631.6            | 8,670.7             | 1,558.9              | 3.8                                 | 130,585.6 | 112,961.2       | 0.4                          |
| 2012    | 889,340.6   | 575,706.7 | 32,168.0            | 9,478.7             | 1,308.9              | 2.8                                 | 141,191.4 | 120,413.6       | 0.3                          |
| 2013    | 898,279.5   | 558,898.3 | 38,593.4            | 12,513.9            | 1,102.5              | 2.2                                 | 159,276.3 | 119,320.5       | 1,938.6                      |
| 2014    | 957,727.8   | 578,022.9 | 38,411.8            | 14,941.9            | 980.7                | 1.9                                 | 176,718.9 | 139,498.7       | 4,030.3                      |
| 2015    | 1,008,308.8 | 569,554.2 | 36,173.3            | 14,468.0            | 910.5                | 1.7                                 | 210,102.9 | 166,047.4       | 6,817.3                      |
| 2016    | 1,061,034.4 | 586,976.6 | 35,459.4            | 12,662.8            | 833.9                | 1.4                                 | 234,215.9 | 177,872.1       | 10,092.5                     |
| 2017    | 1,111,280.7 | 617,469.9 | 34,246.6            | 10,146.2            | 761.1                | 1.0                                 | 245,564.2 | 188,050.9       | 12,869.8                     |
| 2018    | 1,192,592.6 | 694,015.6 | 33,291.1            | 10,371.1            | 688.3                | 0.9                                 | 243,203.8 | 194,365.2       | 14,825.8                     |
| 2019    | 1,290,971.8 | 742,576.9 | 36,197.5            | 12,102.2            | 625.4                | 0.9                                 | 270,510.6 | 210,996.8       | 16,659.4                     |
| 2018. 2 | 1,121,489.3 | 635,164.5 | 33,229.0            | 9,867.2             | 748.1                | 1.0                                 | 247,457.0 | 179,632.4       | 13,319.2                     |
| 3       | 1,132,925.9 | 636,695.7 | 32,579.2            | 9,674.9             | 740.6                | 1.0                                 | 248,398.3 | 189,344.5       | 13,458.9                     |
| 4       | 1,129,794.3 | 643,750.6 | 32,509.6            | 9,707.6             | 734.4                | 1.0                                 | 246,026.8 | 181,312.3       | 13,738.3                     |
| 5       | 1,141,169.5 | 656,513.2 | 32,312.9            | 9,742.0             | 727.2                | 1.0                                 | 243,034.0 | 182,961.8       | 13,885.5                     |
| 6       | 1,153,933.7 | 654,175.3 | 32,444.9            | 9,802.9             | 721.6                | 1.0                                 | 246,070.8 | 194,731.8       | 14,012.7                     |
| 7       | 1,150,449.3 | 663,068.1 | 32,805.1            | 9,932.2             | 715.9                | 1.0                                 | 243,412.3 | 184,278.9       | 14,277.3                     |
| 8       | 1,158,703.9 | 674,427.7 | 32,705.9            | 10,007.3            | 709.2                | 1.0                                 | 241,014.9 | 183,512.3       | 14,392.5                     |
| 9       | 1,175,161.2 | 680,925.0 | 33,066.9            | 10,114.1            | 704.4                | 1.0                                 | 244,693.1 | 189,227.9       | 14,513.8                     |
| 10      | 1,188,032.3 | 702,894.9 | 33,127.7            | 10,257.3            | 698.2                | 0.9                                 | 242,497.1 | 181,919.3       | 14,741.0                     |
| 11      | 1,184,181.4 | 702,665.2 | 33,269.4            | 10,379.8            | 693.6                | 0.9                                 | 240,228.1 | 180,247.7       | 14,827.3                     |
| 12      | 1,192,592.6 | 694,015.6 | 33,291.1            | 10,371.1            | 688.3                | 0.9                                 | 243,203.8 | 194,365.2       | 14,825.8                     |
| 2019. 1 | 1,189,078.2 | 699,844.0 | 32,697.8            | 10,384.5            | 681.5                | 0.9                                 | 245,508.2 | 183,199.4       | 14,971.7                     |
| 2       | 1,204,787.8 | 710,795.6 | 32,856.1            | 10,588.4            | 676.2                | 0.9                                 | 246,572.4 | 186,458.7       | 15,082.7                     |
| 3       | 1,221,759.4 | 710,992.3 | 32,718.9            | 10,665.3            | 671.2                | 0.9                                 | 248,679.9 | 201,111.3       | 15,186.6                     |
| 4       | 1,218,524.1 | 717,686.1 | 32,852.8            | 10,889.7            | 666.5                | 0.9                                 | 249,424.4 | 189,846.5       | 15,434.8                     |
| 5       | 1,226,859.1 | 725,601.6 | 33,007.0            | 11,105.5            | 662.3                | 0.9                                 | 248,630.8 | 190,591.1       | 15,553.4                     |
| 6       | 1,240,659.4 | 727,479.2 | 33,373.7            | 11,340.4            | 658.1                | 0.9                                 | 251,019.5 | 199,434.2       | 15,660.0                     |
| 7       | 1,243,447.4 | 739,564.4 | 33,826.1            | 11,567.5            | 651.0                | 0.9                                 | 250,865.2 | 189,378.7       | 15,911.4                     |
| 8       | 1,262,993.0 | 751,652.8 | 34,166.9            | 11,727.7            | 644.8                | 0.9                                 | 253,223.0 | 193,888.3       | 16,030.3                     |
| 9       | 1,267,958.5 | 753,041.2 | 35,155.1            | 11,998.2            | 640.2                | 0.9                                 | 255,491.8 | 193,831.8       | 16,166.3                     |
| 10      | 1,276,483.0 | 767,452.6 | 35,643.5            | 12,107.7            | 635.4                | 0.9                                 | 257,049.0 | 185,581.6       | 16,411.0                     |
| 11      | 1,297,958.9 | 771,073.3 | 36,068.9            | 12,219.1            | 630.8                | 0.9                                 | 262,806.7 | 197,143.5       | 16,531.0                     |
| 12      | 1,290,971.8 | 742,576.9 | 36,197.5            | 12,102.2            | 625.4                | 0.9                                 | 270,510.6 | 210,996.8       | 16,659.4                     |
| 2020. 1 | 1,283,617.8 | 743,967.9 | 35,148.8            | 11,923.0            | 619.7                | 0.9                                 | 276,794.0 | 196,982.8       | 16,940.8                     |
| 2       | 1,304,124.6 | 745,349.6 | 34,871.4            | 11,805.9            | 613.4                | 0.9                                 | 282,927.3 | 210,262.4       | 17,077.1                     |
| 3 p)    | 1,333,942.8 | 755,826.8 | 34,772.4            | 11,674.7            | 607.6                | 0.8                                 | 285,616.4 | 229,661.7       | 14,587.3                     |

: 1) 2002 1

Note: 1) Includes Korea Development Bank since Jan. 2002 when it was reclassified into Commercial &amp; specialized banks.

2) Excludes foreign currency deposits &amp; interbank deposits.

3) Includes household preferential installment savings deposits.

4) Includes worker's savings for housing loans.

Source: The Bank of Korea.

2)  
3) 가  
4)  
:

# 11. ( )<sup>1)</sup> Deposits at Commercial & Specialized Banks by Province (End of)

: 10

In billion won

|       |      | Total       | Seoul     | Busan    | Daegu    | Incheon  | Gwangju  | Daejeon   | Ulsan     | Sejong   |
|-------|------|-------------|-----------|----------|----------|----------|----------|-----------|-----------|----------|
| 2015  |      | 1,163,727.4 | 600,391.1 | 73,156.4 | 46,861.6 | 35,680.0 | 21,419.9 | 28,045.8  | 15,505.6  | 2,533.3  |
| 2016  |      | 1,240,973.6 | 628,071.1 | 79,929.2 | 47,164.2 | 40,274.6 | 24,067.4 | 28,605.4  | 16,080.5  | 5,708.1  |
| 2017  |      | 1,305,558.4 | 664,687.0 | 81,765.8 | 48,356.4 | 43,007.6 | 24,235.1 | 30,601.9  | 15,899.4  | 7,735.5  |
| 2018  |      | 1,394,987.3 | 728,762.8 | 80,983.6 | 48,437.4 | 44,338.0 | 24,104.4 | 30,908.9  | 15,886.4  | 11,864.7 |
| 2019  |      | 1,515,519.5 | 791,160.6 | 90,142.9 | 52,113.4 | 46,757.3 | 25,261.5 | 33,905.4  | 16,646.3  | 11,646.8 |
| 2019. | 3    | 1,425,960.8 | 736,828.2 | 82,607.8 | 50,210.7 | 45,006.0 | 23,663.2 | 33,322.0  | 16,782.4  | 11,665.1 |
|       | 4    | 1,421,596.2 | 723,518.5 | 81,625.5 | 51,060.5 | 45,368.8 | 23,795.9 | 34,217.5  | 16,742.2  | 11,888.0 |
|       | 5    | 1,430,197.5 | 722,256.2 | 81,911.5 | 51,361.4 | 45,810.3 | 23,881.2 | 34,370.2  | 16,890.3  | 12,186.4 |
|       | 6    | 1,454,392.5 | 740,729.7 | 83,503.5 | 51,392.4 | 46,196.4 | 24,163.5 | 34,801.1  | 16,845.3  | 11,759.1 |
|       | 7    | 1,447,588.8 | 739,715.2 | 82,433.3 | 50,812.8 | 45,538.4 | 23,901.8 | 34,863.3  | 16,810.0  | 11,632.8 |
|       | 8    | 1,471,688.5 | 749,913.0 | 84,960.5 | 52,051.0 | 46,201.9 | 24,584.7 | 35,217.9  | 16,797.3  | 11,872.8 |
|       | 9    | 1,481,331.9 | 757,815.4 | 85,732.9 | 51,833.8 | 46,153.4 | 24,861.4 | 34,933.1  | 16,759.4  | 11,281.4 |
|       | 10   | 1,486,029.5 | 760,116.7 | 85,838.9 | 51,513.1 | 46,340.7 | 24,814.4 | 34,375.4  | 16,901.6  | 11,432.0 |
|       | 11   | 1,510,877.0 | 780,900.9 | 87,938.0 | 51,921.0 | 46,657.2 | 24,976.1 | 34,301.4  | 16,999.5  | 11,925.8 |
|       | 12   | 1,515,519.5 | 791,160.6 | 90,142.9 | 52,113.4 | 46,757.3 | 25,261.5 | 33,905.4  | 16,646.3  | 11,646.8 |
| 2020. | 1    | 1,503,576.8 | 778,474.6 | 88,888.4 | 52,216.2 | 46,504.8 | 25,118.4 | 35,693.6  | 16,939.7  | 12,012.6 |
|       | 2    | 1,542,733.8 | 788,698.7 | 90,885.3 | 56,740.4 | 48,299.3 | 26,251.7 | 37,127.8  | 17,341.5  | 12,452.9 |
|       | 3 p) | 1,577,106.3 | 819,649.3 | 93,440.3 | 54,870.8 | 48,962.6 | 26,423.2 | 37,272.6  | 17,820.5  | 12,007.4 |
|       |      | Gyeonggi    | Gangwon   | Chungbuk | Chungnam | Jeonbuk  | Jeonnam  | Gyeongbuk | Gyeongnam | Jeju     |
| 2015  |      | 169,215.4   | 15,664.1  | 16,285.4 | 22,462.1 | 20,055.2 | 19,700.1 | 28,207.6  | 39,657.4  | 8,886.4  |
| 2016  |      | 184,606.3   | 22,669.9  | 17,522.2 | 22,611.6 | 21,020.7 | 20,112.5 | 30,487.5  | 42,454.8  | 9,587.6  |
| 2017  |      | 195,344.5   | 23,775.3  | 18,707.2 | 23,823.3 | 22,690.2 | 20,753.7 | 30,995.6  | 43,283.8  | 9,896.2  |
| 2018  |      | 206,787.8   | 23,680.4  | 19,412.9 | 24,605.0 | 27,566.9 | 22,167.1 | 32,334.2  | 43,841.2  | 9,305.7  |
| 2019  |      | 223,043.4   | 25,501.3  | 21,582.6 | 25,555.5 | 36,495.5 | 23,693.8 | 34,777.2  | 47,388.8  | 9,847.4  |
| 2019. | 3    | 209,863.8   | 26,731.7  | 20,729.2 | 25,694.9 | 30,772.9 | 23,684.7 | 32,741.1  | 46,300.5  | 9,356.7  |
|       | 4    | 211,397.8   | 27,982.0  | 21,382.8 | 26,478.0 | 31,710.0 | 24,862.6 | 33,670.1  | 46,192.8  | 9,703.0  |
|       | 5    | 214,189.2   | 29,027.8  | 21,832.4 | 26,803.8 | 33,396.2 | 25,254.1 | 34,405.0  | 46,974.8  | 9,646.8  |
|       | 6    | 214,688.2   | 29,785.8  | 21,934.7 | 26,705.1 | 33,778.1 | 25,060.5 | 35,262.2  | 48,110.7  | 9,676.4  |
|       | 7    | 212,949.4   | 28,982.2  | 21,718.6 | 26,255.1 | 35,490.3 | 24,993.0 | 34,820.0  | 47,050.8  | 9,621.9  |
|       | 8    | 217,738.8   | 28,625.4  | 22,185.9 | 26,592.4 | 35,390.5 | 25,176.6 | 35,399.3  | 49,016.9  | 9,963.7  |
|       | 9    | 218,900.0   | 28,349.9  | 22,140.7 | 26,625.3 | 36,781.0 | 25,628.7 | 35,584.9  | 48,274.9  | 9,675.6  |
|       | 10   | 219,885.2   | 28,032.7  | 22,087.5 | 26,871.3 | 38,261.8 | 25,631.1 | 35,645.3  | 48,489.2  | 9,792.5  |
|       | 11   | 222,711.2   | 27,196.6  | 22,025.4 | 26,511.3 | 37,377.8 | 24,929.6 | 35,867.4  | 48,803.8  | 9,834.0  |
|       | 12   | 223,043.4   | 25,501.3  | 21,582.6 | 25,555.5 | 36,495.5 | 23,693.8 | 34,777.2  | 47,388.8  | 9,847.4  |
| 2020. | 1    | 221,677.1   | 25,716.1  | 21,778.2 | 25,860.0 | 36,834.2 | 24,258.2 | 34,426.0  | 47,289.8  | 9,888.8  |
|       | 2    | 227,590.4   | 27,467.6  | 22,789.6 | 27,081.0 | 38,039.7 | 25,464.4 | 35,882.1  | 50,171.2  | 10,450.0 |
|       | 3 p) | 229,505.7   | 27,399.8  | 22,690.2 | 26,795.9 | 39,241.2 | 25,249.9 | 36,048.7  | 49,757.3  | 9,971.0  |

: 1)

Note: 1) Classification by province is based on the location of the handling branch(office).

Source: The Bank of Korea.

## 12. ( )<sup>1)2)3)</sup> Loans and Discounts of Commercial & Specialized Banks by Province (End of)

| : 10  |      | In billion won |           |           |          |          |          |           |           |          |
|-------|------|----------------|-----------|-----------|----------|----------|----------|-----------|-----------|----------|
|       |      | Total          | Seoul     | Busan     | Daegu    | Incheon  | Gwangju  | Daejeon   | Ulsan     | Sejong   |
| 2015  |      | 1,346,815.8    | 525,529.1 | 92,109.5  | 61,642.8 | 69,059.0 | 28,259.6 | 27,830.0  | 24,057.9  | 5,215.0  |
| 2016  |      | 1,424,149.2    | 544,592.1 | 99,122.7  | 66,966.8 | 73,804.8 | 30,354.2 | 29,590.8  | 25,364.2  | 6,747.6  |
| 2017  |      | 1,504,333.3    | 569,688.0 | 106,819.1 | 71,095.8 | 80,147.3 | 31,038.5 | 31,050.7  | 26,949.2  | 7,585.8  |
| 2018  |      | 1,600,280.5    | 607,389.3 | 113,616.7 | 74,462.0 | 85,660.7 | 33,475.5 | 33,252.0  | 27,620.7  | 8,351.6  |
| 2019  |      | 1,698,612.9    | 641,634.1 | 120,127.2 | 80,062.2 | 92,157.9 | 36,888.6 | 35,318.1  | 28,495.1  | 8,803.9  |
| 2019. | 3    | 1,617,556.6    | 611,916.8 | 114,553.1 | 75,534.8 | 86,951.1 | 34,264.8 | 33,460.3  | 27,853.1  | 8,459.6  |
|       | 4    | 1,627,414.0    | 616,767.8 | 115,073.0 | 75,777.2 | 87,642.3 | 34,515.6 | 33,675.6  | 27,872.8  | 8,484.8  |
|       | 5    | 1,637,077.7    | 620,841.0 | 115,551.7 | 76,311.7 | 88,736.6 | 34,653.2 | 33,937.4  | 27,986.5  | 8,394.7  |
|       | 6    | 1,643,100.4    | 622,345.0 | 116,258.8 | 76,990.6 | 89,221.4 | 34,847.6 | 33,973.9  | 28,018.2  | 8,223.4  |
|       | 7    | 1,648,646.7    | 623,422.0 | 116,652.5 | 77,215.6 | 89,570.4 | 35,086.3 | 34,110.6  | 28,139.1  | 8,400.7  |
|       | 8    | 1,659,345.1    | 627,075.2 | 117,720.6 | 77,838.7 | 90,208.6 | 35,748.3 | 34,145.6  | 28,255.5  | 8,462.0  |
|       | 9    | 1,669,791.4    | 630,379.4 | 118,624.1 | 78,489.8 | 90,890.5 | 36,101.0 | 34,479.3  | 28,345.2  | 8,531.2  |
|       | 10   | 1,687,139.0    | 637,370.5 | 119,223.7 | 79,537.2 | 91,788.2 | 36,584.0 | 34,835.3  | 28,416.1  | 8,678.1  |
|       | 11   | 1,700,073.0    | 641,976.4 | 120,229.4 | 80,142.1 | 92,409.5 | 37,048.7 | 35,247.4  | 28,658.0  | 8,734.4  |
|       | 12   | 1,698,612.9    | 641,634.1 | 120,127.2 | 80,062.2 | 92,157.9 | 36,888.6 | 35,318.1  | 28,495.1  | 8,803.9  |
| 2020. | 1    | 1,708,763.3    | 647,422.8 | 120,447.9 | 80,730.9 | 92,290.3 | 37,340.5 | 35,465.3  | 28,616.6  | 8,830.0  |
|       | 2    | 1,717,155.8    | 651,460.7 | 120,829.4 | 81,256.1 | 92,544.0 | 37,564.3 | 35,756.8  | 28,696.5  | 8,900.0  |
|       | 3 P) | 1,746,398.9    | 670,122.3 | 121,909.5 | 81,421.2 | 93,607.9 | 38,026.3 | 36,028.7  | 28,921.0  | 8,935.0  |
|       |      |                |           |           |          |          |          |           |           |          |
|       |      | Gyeonggi       | Gangwon   | Chungbuk  | Chungnam | Jeonbuk  | Jeonnam  | Gyeongbuk | Gyeongnam | Jeju     |
| 2015  |      | 284,496.7      | 15,464.9  | 21,044.6  | 32,255.0 | 26,242.4 | 19,216.7 | 35,582.2  | 68,619.5  | 10,191.0 |
| 2016  |      | 305,720.4      | 16,415.4  | 22,070.0  | 33,828.8 | 27,330.1 | 20,060.0 | 37,300.0  | 72,333.0  | 12,548.2 |
| 2017  |      | 326,152.3      | 17,587.6  | 23,178.8  | 35,278.9 | 28,323.0 | 21,010.3 | 39,225.6  | 74,494.8  | 14,707.9 |
| 2018  |      | 350,553.6      | 19,200.5  | 25,028.7  | 36,232.6 | 29,107.6 | 22,228.8 | 40,939.9  | 76,526.6  | 16,633.8 |
| 2019  |      | 376,464.3      | 20,991.4  | 26,399.9  | 37,360.9 | 30,488.3 | 23,785.6 | 43,118.9  | 78,235.3  | 18,281.1 |
| 2019. | 3    | 356,143.2      | 19,560.8  | 25,247.0  | 36,114.4 | 29,295.2 | 22,507.4 | 41,126.2  | 77,697.5  | 16,871.4 |
|       | 4    | 358,813.8      | 19,753.2  | 25,320.8  | 36,084.0 | 29,384.1 | 22,569.1 | 41,113.4  | 77,588.6  | 16,978.0 |
|       | 5    | 360,359.7      | 19,952.0  | 25,487.0  | 36,090.7 | 29,497.7 | 22,834.3 | 41,362.4  | 77,923.7  | 17,157.4 |
|       | 6    | 363,169.2      | 20,013.4  | 25,388.5  | 35,996.0 | 29,212.1 | 22,701.7 | 41,595.8  | 77,946.6  | 17,198.0 |
|       | 7    | 364,959.4      | 20,234.9  | 25,602.6  | 36,250.8 | 29,302.1 | 22,828.5 | 41,837.3  | 77,626.6  | 17,407.1 |
|       | 8    | 367,975.5      | 20,421.6  | 25,858.6  | 36,404.8 | 29,397.5 | 22,748.2 | 41,863.8  | 77,705.2  | 17,515.4 |
|       | 9    | 370,758.8      | 20,538.5  | 25,928.5  | 36,549.5 | 29,578.5 | 22,869.9 | 42,155.0  | 77,933.6  | 17,638.6 |
|       | 10   | 374,151.9      | 20,765.0  | 26,236.4  | 36,928.5 | 30,069.5 | 23,399.1 | 42,675.2  | 78,525.1  | 17,955.2 |
|       | 11   | 376,796.8      | 21,048.8  | 26,552.4  | 37,212.1 | 30,327.5 | 23,678.5 | 43,026.9  | 78,858.5  | 18,125.5 |
|       | 12   | 376,464.3      | 20,991.4  | 26,399.9  | 37,360.9 | 30,488.3 | 23,785.6 | 43,118.9  | 78,235.3  | 18,281.1 |
| 2020. | 1    | 378,756.8      | 20,975.9  | 26,434.9  | 37,384.0 | 30,692.6 | 23,844.7 | 42,875.9  | 78,247.5  | 18,406.6 |
|       | 2    | 380,817.8      | 21,046.7  | 26,383.0  | 37,425.8 | 30,683.2 | 23,882.4 | 43,147.0  | 78,271.9  | 18,490.3 |
|       | 3 P) | 385,583.6      | 21,302.9  | 26,649.3  | 37,820.1 | 30,929.2 | 24,143.7 | 43,499.6  | 78,808.7  | 18,689.8 |

1) :  
2) :  
3) :  
Note: 1) Includes some of loans with local government funds of NACF extended by other banks.  
2) Includes the policy based loans of NACF and NFFC extended by their member cooperatives.  
3) Classification by province is based on the location of the handling branch(office).  
Source: The Bank of Korea.

# 13. ( )<sup>1)2)</sup> Loans and Discounts of Commercial & Specialized Banks by Fund (End of)

: 10

In billion won

|       |      | Total loans & discounts | Equipment | Operation   | Loans with banking funds | Equipment | Operation   | Loans with gov't funds | Equipment | Operation |
|-------|------|-------------------------|-----------|-------------|--------------------------|-----------|-------------|------------------------|-----------|-----------|
| 2010  |      | 987,148.1               | 167,562.4 | 819,585.7   | 961,890.4                | 151,909.6 | 809,980.8   | 25,257.7               | 15,652.8  | 9,604.9   |
| 2011  |      | 1,063,192.5             | 195,482.5 | 867,710.0   | 1,037,053.8              | 178,721.4 | 858,332.4   | 26,138.7               | 16,761.1  | 9,377.6   |
| 2012  |      | 1,099,781.8             | 220,923.7 | 878,858.2   | 1,073,285.1              | 203,807.1 | 869,478.1   | 26,496.7               | 17,116.6  | 9,380.1   |
| 2013  |      | 1,154,760.3             | 249,702.0 | 905,058.3   | 1,127,882.0              | 232,498.7 | 895,383.3   | 26,878.3               | 17,203.3  | 9,675.0   |
| 2014  |      | 1,250,103.3             | 292,150.5 | 957,952.8   | 1,223,698.0              | 275,137.5 | 948,560.5   | 26,405.3               | 17,013.0  | 9,392.3   |
| 2015  |      | 1,346,815.8             | 337,325.7 | 1,009,490.2 | 1,320,628.9              | 322,249.3 | 998,379.7   | 26,186.9               | 15,076.4  | 11,110.5  |
| 2016  |      | 1,424,149.2             | 371,099.2 | 1,053,049.9 | 1,395,247.1              | 356,469.4 | 1,038,777.6 | 28,902.2               | 14,629.8  | 14,272.3  |
| 2017  |      | 1,504,333.3             | 404,000.0 | 1,100,333.3 | 1,472,305.7              | 389,696.9 | 1,082,608.8 | 32,027.6               | 14,303.1  | 17,724.5  |
| 2018  |      | 1,600,280.5             | 433,691.8 | 1,166,588.8 | 1,564,007.0              | 419,556.6 | 1,144,450.5 | 36,273.4               | 14,135.2  | 22,138.3  |
| 2019  |      | 1,698,612.9             | 461,367.5 | 1,237,245.4 | 1,661,219.2              | 447,630.2 | 1,213,589.0 | 37,393.7               | 13,737.3  | 23,656.4  |
| 2018. | 2    | 1,518,460.8             | 408,751.6 | 1,109,709.1 | 1,485,569.5              | 394,316.0 | 1,091,253.4 | 32,891.3               | 14,435.6  | 18,455.7  |
|       | 3    | 1,525,815.4             | 411,950.5 | 1,113,864.9 | 1,492,799.7              | 397,768.3 | 1,095,031.4 | 33,015.7               | 14,182.2  | 18,833.5  |
|       | 4    | 1,534,255.8             | 413,692.2 | 1,120,563.5 | 1,498,714.6              | 399,329.9 | 1,099,384.7 | 35,541.2               | 14,362.3  | 21,178.8  |
|       | 5    | 1,543,469.7             | 416,686.2 | 1,126,783.5 | 1,507,079.1              | 402,138.7 | 1,104,940.4 | 36,390.6               | 14,547.5  | 21,843.1  |
|       | 6    | 1,546,960.3             | 418,334.0 | 1,128,626.4 | 1,510,687.4              | 403,824.2 | 1,106,863.2 | 36,272.9               | 14,509.8  | 21,763.2  |
|       | 7    | 1,556,221.9             | 420,526.3 | 1,135,695.5 | 1,519,496.0              | 405,956.8 | 1,113,539.2 | 36,725.8               | 14,569.5  | 22,156.3  |
|       | 8    | 1,568,274.0             | 424,566.8 | 1,143,707.2 | 1,531,072.1              | 409,954.1 | 1,121,117.9 | 37,202.0               | 14,612.7  | 22,589.3  |
|       | 9    | 1,577,303.4             | 426,065.8 | 1,151,237.6 | 1,540,543.0              | 411,682.9 | 1,128,860.1 | 36,760.4               | 14,382.9  | 22,377.5  |
|       | 10   | 1,590,110.4             | 429,636.7 | 1,160,473.7 | 1,553,191.7              | 415,244.8 | 1,137,947.0 | 36,918.6               | 14,391.9  | 22,526.7  |
|       | 11   | 1,602,332.9             | 433,294.0 | 1,169,039.0 | 1,565,170.9              | 418,828.1 | 1,146,342.9 | 37,162.0               | 14,465.9  | 22,696.1  |
|       | 12   | 1,600,280.5             | 433,691.8 | 1,166,588.8 | 1,564,007.0              | 419,556.6 | 1,144,450.5 | 36,273.4               | 14,135.2  | 22,138.3  |
| 2019. | 1    | 1,607,666.5             | 435,399.4 | 1,172,267.2 | 1,571,115.6              | 421,214.7 | 1,149,900.9 | 36,551.0               | 14,184.7  | 22,366.3  |
|       | 2    | 1,614,141.4             | 437,330.6 | 1,176,810.7 | 1,577,050.7              | 423,120.3 | 1,153,930.4 | 37,090.7               | 14,210.3  | 22,880.3  |
|       | 3    | 1,617,556.6             | 440,223.8 | 1,177,332.7 | 1,580,894.3              | 426,247.8 | 1,154,646.4 | 36,662.3               | 13,976.0  | 22,686.3  |
|       | 4    | 1,627,414.0             | 442,567.2 | 1,184,846.8 | 1,590,088.4              | 428,572.8 | 1,161,515.5 | 37,325.7               | 13,994.4  | 23,331.3  |
|       | 5    | 1,637,077.7             | 444,673.6 | 1,192,404.1 | 1,599,103.9              | 430,546.2 | 1,168,557.7 | 37,973.8               | 14,127.4  | 23,846.4  |
|       | 6    | 1,643,100.4             | 446,091.2 | 1,197,009.1 | 1,605,494.7              | 432,097.6 | 1,173,397.1 | 37,605.7               | 13,993.6  | 23,612.0  |
|       | 7    | 1,648,646.7             | 446,075.1 | 1,202,571.6 | 1,610,970.3              | 432,116.3 | 1,178,854.0 | 37,676.4               | 13,958.8  | 23,717.6  |
|       | 8    | 1,659,345.1             | 449,144.5 | 1,210,200.6 | 1,621,435.1              | 435,113.6 | 1,186,321.4 | 37,910.0               | 14,030.9  | 23,879.2  |
|       | 9    | 1,669,791.4             | 451,656.1 | 1,218,135.4 | 1,632,464.0              | 437,861.3 | 1,194,602.8 | 37,327.4               | 13,794.8  | 23,532.6  |
|       | 10   | 1,687,139.0             | 455,862.5 | 1,231,276.5 | 1,649,487.6              | 442,024.6 | 1,207,463.0 | 37,651.4               | 13,837.9  | 23,813.5  |
|       | 11   | 1,700,073.0             | 460,483.5 | 1,239,589.6 | 1,662,157.6              | 446,604.9 | 1,215,552.7 | 37,915.5               | 13,878.6  | 24,036.9  |
|       | 12   | 1,698,612.9             | 461,367.5 | 1,237,245.4 | 1,661,219.2              | 447,630.2 | 1,213,589.0 | 37,393.7               | 13,737.3  | 23,656.4  |
| 2020. | 1    | 1,708,763.3             | 466,339.3 | 1,242,424.0 | 1,671,239.0              | 452,544.0 | 1,218,695.0 | 37,524.3               | 13,795.3  | 23,729.0  |
|       | 2    | 1,717,155.8             | 469,656.4 | 1,247,499.5 | 1,679,136.1              | 455,821.6 | 1,223,314.5 | 38,019.7               | 13,834.8  | 24,185.0  |
|       | 3 P) | 1,746,398.9             | 473,000.6 | 1,273,398.3 | 1,708,233.3              | 459,379.1 | 1,248,854.2 | 38,165.6               | 13,621.5  | 24,544.2  |

: 1)

2)

:

Note: 1) Includes some of loans with local government funds of NACF extended by other banks.

2) Includes the policy based loans of NACF and NFFC extended by their member cooperatives.

Source: The Bank of Korea.

## 14.

1)2)3)4)5)

## Loans and Discounts of Commercial &amp; Specialized Banks by Industry

: 10

In billion won

|          | Total     | Agriculture,<br>forestry &<br>fishing | Mining &<br>quarrying | Manu factu-<br>ring | Electricity,<br>gas, steam &<br>conditioning<br>supply | Construc-<br>tion | Wholesale &<br>retail trade | Transportati<br>on and<br>storage | Financial &<br>insurance | Real estate,<br>activities | Others    |
|----------|-----------|---------------------------------------|-----------------------|---------------------|--|-------------------|-----------------------------|-----------------------------------|--------------------------|----------------------------|-----------|
| 2010     | 555,691.0 | 15,138.3                              | 1,045.6               | 207,259.5           | 5,542.2  | 38,099.2          | 72,859.8                    | 19,634.4                          | 23,930.0                 | 80,388.7                   | 91,793.3  |
| 2011     | 607,335.8 | 14,846.5                              | 1,062.0               | 232,005.2           | 5,710.6  | 38,618.0          | 78,453.2                    | 21,280.4                          | 32,853.6                 | 82,383.7                   | 100,122.7 |
| 2012     | 632,513.2 | 15,770.6                              | 1,105.9               | 248,282.5           | 6,238.7  | 34,070.6          | 84,251.7                    | 22,431.4                          | 25,036.7                 | 87,508.7                   | 107,816.4 |
| 2013     | 673,629.1 | 17,171.4                              | 1,156.1               | 265,208.1           | 6,996.3  | 33,600.8          | 88,185.3                    | 22,642.2                          | 23,769.9                 | 97,028.1                   | 117,870.8 |
| 2014     | 730,466.5 | 18,262.6                              | 1,046.3               | 287,606.6           | 8,304.0  | 31,605.7          | 92,837.6                    | 23,429.2                          | 26,296.2                 | 111,725.6                  | 129,352.7 |
| 2015     | 783,088.0 | 19,341.2                              | 1,107.5               | 302,617.1           | 9,906.9  | 30,512.5          | 97,440.3                    | 23,466.0                          | 27,449.3                 | 131,735.5                  | 139,511.7 |
| 2016     | 806,728.9 | 19,951.1                              | 1,194.8               | 300,677.2           | 10,540.0   | 28,163.5          | 101,270.6                   | 23,874.2                          | 30,222.9                 | 145,842.0                  | 144,992.6 |
| 2017     | 843,655.5 | 20,777.5                              | 940.3                 | 310,390.4           | 10,700.6   | 27,398.7          | 105,282.6                   | 24,661.4                          | 32,706.8                 | 164,902.9                  | 145,894.3 |
| 2018     | 887,195.6 | 22,215.6                              | 913.4                 | 316,915.4           | 11,709.7   | 26,194.3          | 112,930.7                   | 25,554.6                          | 35,478.1                 | 183,939.4                  | 151,344.1 |
| 2019     | 930,894.2 | 24,203.1                              | 955.4                 | 323,125.6           | 12,099.8   | 27,863.9          | 122,297.7                   | 25,835.0                          | 36,165.8                 | 201,251.3                  | 157,096.7 |
| 2013.3/4 | 669,031.6 | 17,037.9                              | 1,148.7               | 268,224.8           | 6,704.4  | 36,052.7          | 89,225.4                    | 22,712.3                          | 21,044.9                 | 94,575.1                   | 112,305.3 |
| 4/4      | 673,629.1 | 17,171.4                              | 1,156.1               | 265,208.1           | 6,996.3  | 33,600.8          | 88,185.3                    | 22,642.2                          | 23,769.9                 | 97,028.1                   | 117,870.8 |
| 2014.1/4 | 690,495.6 | 17,428.0                              | 1,130.1               | 273,430.3           | 7,208.5  | 35,391.0          | 90,433.3                    | 22,977.1                          | 23,149.3                 | 98,506.7                   | 120,841.3 |
| 2/4      | 707,670.5 | 17,878.4                              | 1,154.2               | 279,198.0           | 7,540.0  | 34,414.6          | 91,533.4                    | 23,411.3                          | 24,921.6                 | 103,282.1                  | 124,336.9 |
| 3/4      | 718,984.6 | 18,133.1                              | 1,075.0               | 283,426.4           | 7,890.2  | 34,789.6          | 92,520.4                    | 23,415.9                          | 24,349.7                 | 107,493.3                  | 125,891.0 |
| 4/4      | 730,466.5 | 18,262.6                              | 1,046.3               | 287,606.6           | 8,304.0  | 31,605.7          | 92,837.6                    | 23,429.2                          | 26,296.2                 | 111,725.6                  | 129,352.7 |
| 2015.1/4 | 745,640.5 | 18,259.4                              | 1,069.8               | 295,492.5           | 8,490.0  | 32,979.0          | 94,463.2                    | 23,692.3                          | 24,905.6                 | 115,962.0                  | 130,326.7 |
| 2/4      | 756,542.9 | 18,599.0                              | 991.5                 | 298,269.1           | 8,890.6  | 32,637.2          | 95,372.8                    | 23,913.2                          | 24,196.1                 | 121,483.9                  | 132,189.5 |
| 3/4      | 772,893.3 | 19,026.9                              | 979.8                 | 303,269.3           | 9,346.6  | 32,499.5          | 96,718.0                    | 23,500.9                          | 25,322.9                 | 127,335.7                  | 134,893.7 |
| 4/4      | 783,088.0 | 19,341.2                              | 1,107.5               | 302,617.1           | 9,906.9  | 30,512.5          | 97,440.3                    | 23,466.0                          | 27,449.3                 | 131,735.5                  | 139,511.7 |
| 2016.1/4 | 791,997.0 | 19,372.6                              | 954.0                 | 305,358.6           | 10,125.6   | 31,712.0          | 98,674.1                    | 23,555.4                          | 26,622.3                 | 134,857.0                  | 140,765.5 |
| 2/4      | 800,346.0 | 19,590.3                              | 956.6                 | 306,272.7           | 10,174.2   | 30,968.4          | 100,862.6                   | 23,553.5                          | 26,387.1                 | 139,299.4                  | 142,281.3 |
| 3/4      | 810,308.0 | 19,859.3                              | 933.4                 | 309,146.5           | 10,330.7   | 30,847.9          | 102,084.6                   | 23,902.5                          | 26,932.2                 | 142,739.5                  | 143,531.3 |
| 4/4      | 806,728.9 | 19,951.1                              | 1,194.8               | 300,677.2           | 10,540.0   | 28,163.5          | 101,270.6                   | 23,874.2                          | 30,222.9                 | 145,842.0                  | 144,992.6 |
| 2017.1/4 | 817,387.2 | 20,042.2                              | 951.4                 | 306,358.0           | 10,485.3   | 29,328.4          | 103,230.2                   | 24,360.7                          | 27,807.5                 | 148,007.2                  | 146,816.2 |
| 2/4      | 822,902.4 | 20,299.6                              | 934.5                 | 306,612.4           | 10,630.5   | 28,592.3          | 103,599.9                   | 24,296.0                          | 27,083.6                 | 152,363.0                  | 148,490.5 |
| 3/4      | 836,999.8 | 21,097.9                              | 1,078.8               | 310,252.8           | 10,695.4   | 28,988.6          | 105,462.8                   | 24,538.3                          | 30,439.8                 | 159,624.8                  | 144,820.7 |
| 4/4      | 843,655.5 | 20,777.5                              | 940.3                 | 310,390.4           | 10,700.6   | 27,398.7          | 105,282.6                   | 24,661.4                          | 32,706.8                 | 164,902.9                  | 145,894.3 |
| 2018.1/4 | 856,956.7 | 20,969.8                              | 861.5                 | 315,328.1           | 10,942.1   | 28,468.7          | 107,603.5                   | 24,739.7                          | 32,359.7                 | 169,713.3                  | 145,970.3 |
| 2/4      | 865,254.1 | 21,480.7                              | 909.0                 | 315,631.7           | 11,094.0   | 27,582.8          | 110,526.2                   | 25,199.3                          | 32,136.9                 | 173,886.5                  | 146,807.0 |
| 3/4      | 881,382.7 | 21,776.9                              | 905.0                 | 319,134.5           | 11,365.6   | 27,877.2          | 113,056.5                   | 25,332.4                          | 33,612.3                 | 179,398.1                  | 148,924.1 |
| 4/4      | 887,195.6 | 22,215.6                              | 913.4                 | 316,915.4           | 11,709.7   | 26,194.3          | 112,930.7                   | 25,554.6                          | 35,478.1                 | 183,939.4                  | 151,344.1 |
| 2019.1/4 | 898,811.4 | 22,527.7                              | 919.1                 | 322,095.4           | 11,586.7   | 27,774.1          | 115,448.0                   | 25,708.5                          | 34,120.9                 | 185,686.7                  | 152,944.2 |
| 2/4      | 911,049.7 | 23,190.5                              | 922.7                 | 324,310.6           | 11,621.5   | 27,626.6          | 118,788.2                   | 25,909.3                          | 34,184.9                 | 191,464.6                  | 153,030.8 |
| 3/4      | 919,087.4 | 23,810.2                              | 886.6                 | 324,226.7           | 11,717.8   | 28,420.9          | 120,288.6                   | 25,912.4                          | 33,380.3                 | 196,958.5                  | 153,485.5 |
| 4/4      | 930,894.2 | 24,203.1                              | 955.4                 | 323,125.6           | 12,099.8   | 27,863.9          | 122,297.7                   | 25,835.0                          | 36,165.8                 | 201,251.3                  | 157,096.7 |

: 1)  
2)  
3) 2001 12  
4)  
5)  
:

2002 1

Note: 1) Includes Korea Development Bank since Jan. 2002 when it was reclassified into Commercial &amp; specialized banks.

2) Includes some of loans with local government funds of NACF extended by other banks.

3) Excludes loans in won denominated in foreign currency since Dec. 2001.

4) Includes the policy based loans of NACF and NHFC extended by their member cooperatives.

5) Based on the 10th revision of KISC.

Source: The Bank of Korea.

# 15. 가 Credit to Households

: 10

In billion won

|           | 가                    |                     |                         |                                |                            |                                  |                            |                                    |
|-----------|----------------------|---------------------|-------------------------|--------------------------------|----------------------------|----------------------------------|----------------------------|------------------------------------|
|           | Credit to households | Loans to households | Depository corporations | Commercial & specialized banks | (Household mortgage loans) | Non-bank depository corporations | (Household mortgage loans) | Other financial corporations, etc. |
|           |                      |                     |                         |                                |                            |                                  |                            |                                    |
|           |                      |                     |                         |                                |                            |                                  |                            |                                    |
| 2012      | 963,794.4            | 905,944.1           | 659,858.3               | 467,268.6                      | 318,226.7                  | 192,589.7                        | 79,585.7                   | 246,085.8                          |
| 2013      | 1,019,040.5          | 960,579.6           | 687,186.4               | 481,131.3                      | 328,923.1                  | 206,055.1                        | 81,254.1                   | 273,393.3                          |
| 2014      | 1,085,259.2          | 1,025,076.2         | 745,823.2               | 519,636.8                      | 365,579.6                  | 226,186.4                        | 86,451.7                   | 279,253.0                          |
| 2015      | 1,203,099.2          | 1,137,953.1         | 812,360.0               | 563,727.8                      | 401,728.5                  | 248,632.3                        | 89,097.6                   | 325,593.1                          |
| 2016      | 1,342,526.8          | 1,269,808.2         | 908,675.7               | 617,420.3                      | 442,564.1                  | 291,255.4                        | 103,275.4                  | 361,132.5                          |
| 2017      | 1,450,627.4          | 1,369,837.2         | 974,569.5               | 660,677.8                      | 464,208.5                  | 313,891.6                        | 114,104.5                  | 395,267.7                          |
| 2018      | 1,536,712.3          | 1,446,628.4         | 1,033,817.4             | 713,084.9                      | 494,265.4                  | 320,732.6                        | 110,222.3                  | 412,811.0                          |
| 2019      | 1,600,235.5          | 1,504,516.4         | 1,083,982.0             | 767,718.8                      | 533,966.4                  | 316,263.2                        | 99,778.9                   | 420,534.4                          |
| 2017. 2/4 | 1,387,757.1          | 1,312,820.2         | 935,349.8               | 630,477.2                      | 449,425.5                  | 304,872.6                        | 110,715.9                  | 377,470.4                          |
| 3/4       | 1,419,108.3          | 1,341,132.1         | 954,593.1               | 645,459.2                      | 457,427.9                  | 309,133.9                        | 112,651.3                  | 386,539.0                          |
| 4/4       | 1,450,627.4          | 1,369,837.2         | 974,569.5               | 660,677.8                      | 464,208.5                  | 313,891.6                        | 114,104.5                  | 395,267.7                          |
| 2018. 1/4 | 1,468,242.0          | 1,387,195.5         | 983,476.5               | 668,858.6                      | 468,822.8                  | 314,617.9                        | 113,570.1                  | 403,719.0                          |
| 2/4       | 1,492,352.4          | 1,409,239.9         | 998,893.0               | 681,706.3                      | 474,866.4                  | 317,186.7                        | 112,794.3                  | 410,346.9                          |
| 3/4       | 1,513,890.5          | 1,427,223.9         | 1,013,127.3             | 695,920.8                      | 483,501.3                  | 317,206.5                        | 111,314.8                  | 414,096.6                          |
| 4/4       | 1,536,712.3          | 1,446,628.4         | 1,033,817.4             | 713,084.9                      | 494,265.4                  | 320,732.6                        | 110,222.3                  | 412,811.0                          |
| 2019. 1/4 | 1,539,900.5          | 1,451,722.5         | 1,035,954.4             | 718,745.2                      | 501,292.6                  | 317,209.3                        | 106,711.2                  | 415,768.1                          |
| 2/4       | 1,556,726.4          | 1,468,022.5         | 1,049,758.6             | 732,050.7                      | 510,274.6                  | 317,707.9                        | 104,543.6                  | 418,264.0                          |
| 3/4       | 1,572,540.9          | 1,481,449.1         | 1,066,472.0             | 750,704.1                      | 523,288.6                  | 315,767.9                        | 102,134.7                  | 414,977.1                          |
| 4/4       | 1,600,235.5          | 1,504,516.4         | 1,083,982.0             | 767,718.8                      | 533,966.4                  | 316,263.2                        | 99,778.9                   | 420,534.4                          |
| 2020. 1/4 | 1,611,271.4          | 1,521,696.9         | 1,094,531.8             | 780,604.9                      | 542,650.8                  | 313,926.9                        | 96,947.3                   | 427,165.2                          |

|               | 1)            | 2)                                     | 3)                            | 4)                             | 5)        | 6)       | Merchandise credit | Specialized credit financial companies |
|---------------|---------------|--|-------------------------------|--------------------------------|-----------|----------|--------------------|--|
| Insurance co. | Pension funds | Specialized credit financial companies | Public financial institutions | Other financial intermediaries | Others    |          |                    |  |
| 2012          | 79,584.6      | 14,002.9                               | 40,328.2                      | 31,399.4                       | 72,103.3  | 8,667.4  | 57,850.3           | 56,765.6                               |
| 2013          | 86,442.4      | 13,955.4                               | 42,925.5                      | 31,177.0                       | 88,717.8  | 10,175.3 | 58,460.8           | 57,298.2                               |
| 2014          | 90,849.3      | 13,246.7                               | 45,219.4                      | 32,714.6                       | 85,180.1  | 12,042.9 | 60,183.0           | 59,169.5                               |
| 2015          | 98,825.1      | 12,838.0                               | 48,254.7                      | 32,937.0                       | 119,630.7 | 13,107.4 | 65,146.1           | 64,116.9                               |
| 2016          | 108,445.2     | 12,961.2                               | 55,249.8                      | 34,034.8                       | 137,287.6 | 13,153.9 | 72,718.7           | 71,653.0                               |
| 2017          | 114,817.8     | 13,551.8                               | 59,985.4                      | 37,206.9                       | 156,898.5 | 12,807.2 | 80,790.3           | 79,886.0                               |
| 2018          | 119,995.1     | 14,589.3                               | 64,537.0                      | 38,207.9                       | 163,008.2 | 12,473.5 | 90,084.0           | 89,229.2                               |
| 2019          | 119,032.8     | 14,828.7                               | 66,161.9                      | 41,621.1                       | 166,811.4 | 12,078.4 | 95,719.1           | 94,883.4                               |
| 2017. 2/4     | 110,583.8     | 13,139.4                               | 57,256.9                      | 34,093.6                       | 149,500.6 | 12,896.2 | 74,936.9           | 74,030.9                               |
| 3/4           | 111,956.3     | 13,482.7                               | 58,611.3                      | 36,119.6                       | 153,082.3 | 13,286.8 | 77,976.2           | 77,196.2                               |
| 4/4           | 114,817.8     | 13,551.8                               | 59,985.4                      | 37,206.9                       | 156,898.5 | 12,807.2 | 80,790.3           | 79,886.0                               |
| 2018. 1/4     | 115,313.3     | 13,868.8                               | 62,430.7                      | 38,018.3                       | 160,927.8 | 13,160.1 | 81,046.5           | 80,190.9                               |
| 2/4           | 116,527.7     | 13,983.6                               | 64,104.3                      | 38,598.7                       | 164,542.3 | 12,590.4 | 83,112.5           | 82,256.6                               |
| 3/4           | 117,880.2     | 14,191.8                               | 64,472.7                      | 38,403.4                       | 166,195.0 | 12,953.5 | 86,666.6           | 85,815.0                               |
| 4/4           | 119,995.1     | 14,589.3                               | 64,537.0                      | 38,207.9                       | 163,008.2 | 12,473.5 | 90,084.0           | 89,229.2                               |
| 2019. 1/4     | 118,633.2     | 14,765.0                               | 64,396.0                      | 39,065.7                       | 166,145.0 | 12,763.1 | 88,177.9           | 87,334.2                               |
| 2/4           | 119,077.3     | 14,715.9                               | 65,146.7                      | 40,416.9                       | 166,679.9 | 12,227.3 | 88,703.9           | 87,834.7                               |
| 3/4           | 118,293.1     | 14,648.8                               | 65,510.5                      | 40,891.1                       | 163,061.2 | 12,572.4 | 91,091.8           | 90,256.1                               |
| 4/4           | 119,032.8     | 14,828.7                               | 66,161.9                      | 41,621.1                       | 166,811.4 | 12,078.4 | 95,719.1           | 94,883.4                               |
| 2020. 1/4     | 118,619.2     | 14,928.4                               | 67,298.8                      | 42,445.5                       | 171,440.6 | 12,432.7 | 89,574.5           | 88,810.9                               |

- : 1) , ,  
2) ,  
3) ,  
4) ,  
5) ,  
6)  
7) 2015/4/4
- Note: 1) Comprises life insurance companies, non-life insurance companies and postal insurance  
2) Government employees pension service, pension for private school teachers, etc.  
3) Credit card companies, finance companies, etc.  
4) Korea Housing & Urban Guarantee Corporation, Korea housing finance corporation, etc.  
5) Securities companies, companies specializing in liquidization, loan companies, etc.  
6) Korea Student Aid Foundation, etc.  
7) Due to a correction of underlying source data from some non-bank depository corporations mortgage loans have been revised from 20154Q. Be cautious when comparing mortgage loans to the data before 20154Q.

2015/4/4

Source: The Bank of Korea.



## 16. Market Interest Rates

: %

In percent per annum

|         | Bond yields          |                              |         |          |                          |         |
|---------|----------------------|------------------------------|---------|----------|--------------------------|---------|
|         | Call rates           | 5)                           |         |          | (3 ) 5)                  |         |
|         |                      | Monetary stabilization bonds |         |          | Corporate bonds (3years) |         |
|         |                      | 1                            | 91      | 1        | 2                        | AA - 4) |
|         | Overnight            | 91 days                      | 1 year  | 2 years  |                          |         |
| 2015    | 1.65                 | 1.669                        | 1.700   | 1.755    | 2.084                    | 7.997   |
| 2016    | 1.34                 | 1.401                        | 1.435   | 1.447    | 1.886                    | 7.929   |
| 2017    | 1.26                 | 1.331                        | 1.543   | 1.736    | 2.325                    | 8.554   |
| 2018    | 1.52                 | 1.593                        | 1.864   | 2.047    | 2.651                    | 8.819   |
| 2019    | 1.59                 | 1.535                        | 1.550   | 1.547    | 2.023                    | 8.115   |
| 2019. 4 | 1.75                 | 1.755                        | 1.770   | 1.749    | 2.207                    | 8.280   |
| 5       | 1.75                 | 1.718                        | 1.715   | 1.704    | 2.153                    | 8.224   |
| 6       | 1.76                 | 1.596                        | 1.566   | 1.533    | 2.004                    | 8.097   |
| 7       | 1.63                 | 1.516                        | 1.467   | 1.413    | 1.885                    | 7.989   |
| 8       | 1.51                 | 1.323                        | 1.217   | 1.175    | 1.689                    | 7.791   |
| 9       | 1.52                 | 1.293                        | 1.287   | 1.318    | 1.792                    | 7.894   |
| 10      | 1.35                 | 1.306                        | 1.334   | 1.355    | 1.861                    | 7.970   |
| 11      | 1.28                 | 1.323                        | 1.421   | 1.479    | 2.002                    | 8.112   |
| 12      | 1.28                 | 1.332                        | 1.379   | 1.399    | 1.948                    | 8.059   |
| 2020. 1 | 1.27                 | 1.295                        | 1.338   | 1.370    | 1.955                    | 8.068   |
| 2       | 1.24                 | 1.207                        | 1.228   | 1.233    | 1.847                    | 7.971   |
| 3       | 0.98                 | 0.996                        | 1.047   | 1.080    | 1.840                    | 8.005   |
| 4       | 0.74                 | 0.760                        | 0.873   | 0.988    | 2.145                    | 8.367   |
|         | Bond yields          |                              |         |          |                          |         |
|         | Government bonds     |                              |         |          | 3)5)                     |         |
|         | 5) Treasury bonds    |                              |         |          |                          |         |
|         | Financial debentures |                              |         |          |                          |         |
|         | 1                    | 3                            | 5       | 10       |                          |         |
|         | 1 year               | 3 years                      | 5 years | 10 years | 1 year                   |         |
| 2015    | 1.698                | 1.794                        | 1.974   | 2.304    | 1.765                    |         |
| 2016    | 1.433                | 1.442                        | 1.533   | 1.749    | 1.493                    |         |
| 2017    | 1.543                | 1.801                        | 2.001   | 2.281    | 1.637                    |         |
| 2018    | 1.843                | 2.099                        | 2.308   | 2.502    | 1.976                    |         |
| 2019    | 1.516                | 1.529                        | 1.589   | 1.700    | 1.638                    |         |
| 2019. 4 | 1.751                | 1.736                        | 1.771   | 1.889    | 1.844                    |         |
| 5       | 1.711                | 1.679                        | 1.716   | 1.828    | 1.784                    |         |
| 6       | 1.560                | 1.496                        | 1.530   | 1.618    | 1.631                    |         |
| 7       | 1.478                | 1.382                        | 1.421   | 1.506    | 1.534                    |         |
| 8       | 1.186                | 1.164                        | 1.201   | 1.254    | 1.323                    |         |
| 9       | 1.228                | 1.287                        | 1.353   | 1.420    | 1.418                    |         |
| 10      | 1.298                | 1.357                        | 1.442   | 1.577    | 1.441                    |         |
| 11      | 1.386                | 1.492                        | 1.593   | 1.750    | 1.526                    |         |
| 12      | 1.350                | 1.390                        | 1.481   | 1.653    | 1.504                    |         |
| 2020. 1 | 1.316                | 1.373                        | 1.479   | 1.656    | 1.432                    |         |
| 2       | 1.214                | 1.253                        | 1.357   | 1.540    | 1.297                    |         |
| 3       | 1.030                | 1.091                        | 1.266   | 1.485    | 1.196                    |         |
| 4       | 0.893                | 1.024                        | 1.260   | 1.504    | 1.090                    |         |

: 1) Note: 1) Yearly figures (except 'end of ' data) are averages of the daily data.  
 2) Monthly average on basis of business days  
 3) Industrial finance debentures of Korea development bank  
 4) Nonguaranteed bonds.  
 5) The displayed number of decimal places has been changed from 2 to 3 digits according to the revision of KOFIA regulation since Nov. 2013.  
 Source: The Bank of Korea

# 17. Dishonored Ratio by Province

1)

: %

In percent

|       |    | Total   | Seoul    | Busan    | Daegu   | Incheon | Gwangju   | Daejeon   | Ulsan | Gyeonggi |
|-------|----|---------|----------|----------|---------|---------|-----------|-----------|-------|----------|
| 2018. | 11 | 0.18    | 0.17     | 0.21     | 0.13    | 0.12    | 0.30      | 0.64      | 0.11  | 0.21     |
|       | 12 | 0.07    | 0.03     | 0.14     | 0.13    | 0.31    | 0.22      | 0.21      | 0.16  | 0.43     |
| 2019. | 1  | 0.07    | 0.04     | 0.22     | 0.14    | 0.54    | 0.47      | 0.16      | 1.08  | 0.17     |
|       | 2  | 0.08    | 0.04     | 0.30     | 0.23    | 0.58    | 0.06      | 0.09      | 0.92  | 0.21     |
|       | 3  | 0.14    | 0.11     | 0.17     | 0.07    | 0.49    | 4.63      | 0.13      | 0.39  | 0.26     |
|       | 4  | 0.13    | 0.04     | 0.18     | 0.31    | 0.37    | 1.02      | 0.10      | 0.37  | 1.09     |
|       | 5  | 0.08    | 0.07     | 0.29     | 0.20    | 0.11    | 0.14      | 0.17      | 0.09  | 0.13     |
|       | 6  | 0.09    | 0.04     | 0.13     | 0.17    | 0.22    | 7.25      | 0.30      | 0.06  | 0.26     |
|       | 7  | 0.08    | 0.02     | 0.14     | 0.48    | 0.18    | 3.52      | 0.07      | 0.35  | 0.46     |
|       | 8  | 0.05    | 0.03     | 0.18     | 0.16    | 0.02    | 0.08      | 0.04      | 0.10  | 0.12     |
|       | 9  | 0.07    | 0.04     | 0.10     | 0.29    | 0.08    | 0.21      | 0.08      | 0.17  | 0.26     |
|       | 10 | 0.08    | 0.04     | 0.27     | 0.25    | 0.12    | 1.31      | 0.04      | 0.11  | 0.27     |
|       | 11 | 0.04    | 0.03     | 0.15     | 0.15    | 0.11    | 0.20      | 0.11      | 0.16  | 0.11     |
|       | 12 | 0.07    | 0.03     | 0.11     | 0.08    | 0.17    | 0.21      | 3.07      | 0.02  | 0.24     |
| 2020. | 1  | 0.08    | 0.05     | 0.08     | 0.05    | 0.48    | 2.91      | 0.04      | 0.02  | 0.20     |
|       | 2  | 0.02    | 0.01     | 0.08     | 0.02    | 0.11    | 0.29      | 0.03      | 0.07  | 0.18     |
|       | 3  | 0.08    | 0.03     | 0.04     | 0.07    | 0.06    | 0.19      | 0.00      | 0.05  | 0.95     |
|       | 4  | 0.08    | 0.08     | 0.13     | 0.03    | 0.22    | 0.06      | 0.01      | 0.02  | 0.19     |
|       |    | Gangwon | Chungbuk | Chungnam | Jeonbuk | Jeonnam | Gyeongbuk | Gyeongnam | Jeju  |          |
| 2018. | 11 | 0.21    | 0.06     | 0.19     | 0.56    | 0.01    | 0.80      | 0.42      | 0.05  |          |
|       | 12 | 0.18    | 0.13     | 0.46     | 0.54    | 0.01    | 0.56      | 0.17      | 0.01  |          |
| 2019. | 1  | 0.09    | 0.06     | 0.24     | 0.29    | 0.01    | 0.35      | 0.10      | 0.00  |          |
|       | 2  | 0.05    | 0.14     | 0.15     | 0.42    | 0.01    | 0.14      | 0.19      | 0.05  |          |
|       | 3  | 0.06    | 0.37     | 0.42     | 0.05    | 0.01    | 0.07      | 0.07      | 0.07  |          |
|       | 4  | 0.06    | 0.31     | 0.55     | 0.15    | 0.03    | 0.41      | 0.23      | 0.09  |          |
|       | 5  | 0.01    | 0.10     | 0.19     | 0.08    | 0.03    | 0.16      | 0.11      | 0.20  |          |
|       | 6  | 0.01    | 0.19     | 0.27     | 0.15    | 0.03    | 0.29      | 0.04      | 0.61  |          |
|       | 7  | 0.01    | 0.45     | 1.13     | 0.18    | 0.03    | 0.24      | 0.14      | 0.28  |          |
|       | 8  | 0.01    | 0.17     | 0.27     | 0.00    | 0.02    | 0.20      | 0.21      | 0.30  |          |
|       | 9  | 0.01    | 0.18     | 0.27     | 0.15    | 0.01    | 0.54      | 0.16      | 0.46  |          |
|       | 10 | 0.00    | 0.03     | 0.20     | 0.82    | 0.01    | 0.35      | 0.24      | 0.01  |          |
|       | 11 | 0.00    | 0.23     | 0.23     | 0.29    | 0.04    | 0.28      | 0.22      | 0.00  |          |
|       | 12 | 0.00    | 0.09     | 0.09     | 0.32    | 0.03    | 0.14      | 0.27      | 0.06  |          |
| 2020. | 1  | 0.01    | 0.06     | 0.12     | 0.58    | 0.01    | 0.25      | 0.05      | 0.01  |          |
|       | 2  | 0.00    | 0.05     | 0.10     | 0.14    | 0.00    | 0.11      | 0.02      | 0.03  |          |
|       | 3  | 0.04    | 1.48     | 0.06     | 0.13    | 0.01    | 0.24      | 0.13      | 0.04  |          |
|       | 4  | 0.00    | 0.08     | 0.02     | 0.08    | 0.02    | 0.19      | 0.01      | 0.07  |          |

: 1)

Note: 1) Excludes electronic settlement

:

Source: The Bank of Korea.

# 18. Cleared and Dishonored Checks and Bills

1)

In number-thousand bills  
value-billion won

|         | 2)        |             | 1<br>(     )                            | 1                       |          | 2)         |         | (   %   )        |             |
|---------|-----------|-------------|---|-------------------------|----------|------------|---------|------------------|-------------|
|         | Cleared   |             |   | Daily average clearings |          | Dishonored |         | Dishonored ratio |             |
|         | Number    | Value       | Average value<br>per bill<br>(1,000won) | Number                  | Value    | Number     | Value   | Number           | 3)<br>Value |
| 2010    | 512,155.0 | 5,811,846.2 | 11,348.0                                | 2,032.0                 | 23,062.9 | 114.2      | 8,479.7 | 0.02             | 0.15        |
| 2011    | 413,777.0 | 5,301,060.9 | 12,811.4                                | 1,661.8                 | 21,289.4 | 93.6       | 5,688.1 | 0.02             | 0.11        |
| 2012    | 306,060.1 | 4,341,081.7 | 14,183.8                                | 1,229.2                 | 17,434.1 | 92.2       | 5,168.7 | 0.03             | 0.12        |
| 2013    | 239,322.0 | 3,771,402.3 | 15,758.7                                | 965.0                   | 15,207.3 | 63.8       | 5,238.4 | 0.03             | 0.14        |
| 2014    | 202,688.6 | 3,178,250.5 | 15,680.0                                | 824.0                   | 12,919.7 | 56.8       | 6,023.2 | 0.03             | 0.19        |
| 2015    | 164,809.3 | 2,774,317.5 | 16,833.5                                | 659.2                   | 11,097.3 | 51.2       | 4,636.1 | 0.03             | 0.17        |
| 2016    | 129,721.1 | 2,513,820.2 | 19,378.7                                | 522.0                   | 10,095.7 | 36.9       | 2,866.4 | 0.03             | 0.11        |
| 2017    | 103,392.6 | 2,311,919.1 | 22,360.6                                | 423.7                   | 9,475.1  | 35.9       | 3,430.7 | 0.03             | 0.15        |
| 2018    | 81,587.7  | 2,205,562.5 | 27,033.0                                | 331.7                   | 8,965.7  | 34.3       | 2,915.9 | 0.04             | 0.13        |
| 2019    | 63,313.5  | 2,181,973.2 | 34,463.0                                | 256.3                   | 8,833.9  | 29.0       | 1,780.0 | 0.05             | 0.08        |
| 2018. 3 | 7,615.9   | 201,244.6   | 26,424.2                                | 362.7                   | 9,583.1  | 2.3        | 249.7   | 0.03             | 0.12        |
| 4       | 7,198.4   | 193,719.8   | 26,911.6                                | 342.8                   | 9,224.8  | 3.9        | 375.0   | 0.05             | 0.19        |
| 5       | 7,422.1   | 190,928.3   | 25,724.3                                | 353.4                   | 9,091.8  | 3.0        | 415.9   | 0.04             | 0.22        |
| 6       | 6,249.7   | 174,761.1   | 27,963.3                                | 328.9                   | 9,198.0  | 2.3        | 247.8   | 0.04             | 0.14        |
| 7       | 6,646.2   | 183,634.3   | 27,629.9                                | 302.1                   | 8,347.0  | 3.2        | 191.3   | 0.05             | 0.10        |
| 8       | 6,250.1   | 159,527.9   | 25,524.2                                | 284.1                   | 7,251.3  | 2.5        | 113.9   | 0.04             | 0.07        |
| 9       | 5,436.8   | 155,974.8   | 28,688.8                                | 319.8                   | 9,175.0  | 1.8        | 210.8   | 0.03             | 0.14        |
| 10      | 6,935.3   | 202,462.6   | 29,192.9                                | 330.3                   | 9,641.1  | 3.5        | 183.6   | 0.05             | 0.09        |
| 11      | 6,215.3   | 184,822.1   | 29,736.6                                | 282.5                   | 8,401.0  | 3.0        | 339.1   | 0.05             | 0.18        |
| 12      | 5,888.7   | 182,310.6   | 30,959.6                                | 294.4                   | 9,115.5  | 2.9        | 125.2   | 0.05             | 0.07        |
| 2019. 1 | 6,513.3   | 165,961.8   | 25,480.4                                | 296.1                   | 7,543.7  | 2.7        | 121.0   | 0.04             | 0.07        |
| 2       | 5,639.5   | 149,230.1   | 26,461.8                                | 331.7                   | 8,778.2  | 3.2        | 114.7   | 0.06             | 0.08        |
| 3       | 5,672.8   | 175,559.9   | 30,947.7                                | 283.6                   | 8,778.0  | 2.6        | 251.8   | 0.05             | 0.14        |
| 4       | 5,915.6   | 206,780.0   | 34,954.8                                | 268.9                   | 9,399.1  | 3.3        | 260.8   | 0.06             | 0.13        |
| 5       | 5,598.3   | 175,841.5   | 31,410.1                                | 266.6                   | 8,373.4  | 2.5        | 147.4   | 0.04             | 0.08        |
| 6       | 4,597.5   | 164,535.9   | 35,787.8                                | 242.0                   | 8,659.8  | 1.8        | 145.4   | 0.04             | 0.09        |
| 7       | 5,348.4   | 196,915.6   | 36,817.6                                | 232.5                   | 8,561.5  | 2.8        | 160.1   | 0.05             | 0.08        |
| 8       | 4,601.7   | 162,565.2   | 35,326.9                                | 219.1                   | 7,741.2  | 1.7        | 80.9    | 0.04             | 0.05        |
| 9       | 4,749.3   | 180,602.8   | 38,027.2                                | 250.0                   | 9,505.4  | 2.5        | 125.5   | 0.05             | 0.07        |
| 10      | 5,157.9   | 198,834.5   | 38,549.3                                | 245.6                   | 9,468.3  | 2.1        | 149.7   | 0.04             | 0.08        |
| 11      | 4,506.1   | 199,354.8   | 44,241.3                                | 214.6                   | 9,493.1  | 1.7        | 85.2    | 0.04             | 0.04        |
| 12      | 5,013.0   | 205,791.1   | 41,051.2                                | 238.7                   | 9,799.6  | 2.0        | 137.4   | 0.04             | 0.07        |
| 2020. 1 | 4,978.4   | 180,713.1   | 36,299.2                                | 248.9                   | 9,035.7  | 1.6        | 150.2   | 0.03             | 0.08        |
| 2       | 4,237.7   | 168,725.6   | 39,815.0                                | 211.9                   | 8,436.3  | 1.1        | 41.3    | 0.03             | 0.02        |
| 3       | 4,513.1   | 187,463.6   | 41,537.5                                | 205.1                   | 8,521.1  | 1.6        | 157.6   | 0.04             | 0.08        |
| 4       | 3,823.3   | 162,157.2   | 42,412.6                                | 159.3                   | 6,756.6  | 1.2        | 132.9   | 0.03             | 0.08        |

: 1)

2) 2009 1

3)

:

Note: 1) Excludes electronic settlement

2) Includes electronic bills from Jan. 2009

3) Except electronic settlement

Source: The Bank of Korea.

# 19. Dealing in Securities

1)

 : -100  
-10

 In number in million shares  
amount - billion won

|       | Security transaction |               |  |               | Turnover ratio<br>of based on<br>trading volume | 2)       |          | 3)       |          |       |       |
|-------|----------------------|---------------|--|---------------|---|----------|----------|----------|----------|-------|-------|
|       | Stocks               |               | 4)<br>Bonds                              |               |   | KOSPI    |          | KOSDAQ   |          |       |       |
|       |                      |               |  |               |   | Closing  | Average  | Closing  | Average  |       |       |
|       | Trading<br>volumes   | Trading value | (     )<br>Trading<br>volumes(Par value) | Trading value |   |          |          |          |          | %     |       |
| 2013  | 81,096               | 986,375       | 1,312,827                                | 1,321,989     | 230.74  | 2,011.34 | 1,960.50 | 500.0    | 531.0    |       |       |
| 2014  | 68,130               | 975,977       | 1,373,214                                | 1,394,893     | 192.63  | 1,915.59 | 1,982.16 | 543.0    | 545.4    |       |       |
| 2015  | 112,903              | 1,327,230     | 1,762,425                                | 1,792,233     | 307.20  | 1,961.31 | 2,011.85 | 682.4    | 674.5    |       |       |
| 2016  | 92,686               | 1,112,669     | 3,200,333                                | 3,245,004     | 233.71  | 2,026.46 | 1,987.00 | 631.4    | 669.7    |       |       |
| 2017  | 82,731               | 1,294,160     | 2,430,466                                | 2,410,549     | 198.52  | 2,467.49 | 2,311.36 | 798.4    | 662.2    |       |       |
| 2018  | 97,105               | 1,597,864     | 2,405,920                                | 2,407,251     | 201.86  | 2,041.04 | 2,325.01 | 675.7    | 806.8    |       |       |
| 2019  | 115,798              | 1,227,493     | 2,209,957                                | 2,243,885     | 216.03  | 2,197.67 | 2,106.05 | 669.8    | 682.3    |       |       |
| 2018. | 4                    | 10,440        | 164,053                                  | 205,093       | 203,844   | 24.14    | 2,515.38 | 2,458.22 | 876.0    | 879.9 |       |
|       | 5                    | 12,821        | 181,065                                  | 206,210       | 204,484   | 25.63    | 2,423.01 | 2,461.30 | 879.7    | 863.8 |       |
|       | 6                    | 9,451         | 143,378                                  | 217,597       | 216,946   | 18.52    | 2,326.13 | 2,394.51 | 818.2    | 850.6 |       |
|       | 7                    | 7,510         | 121,237                                  | 219,003       | 219,556   | 14.57    | 2,295.26 | 2,284.25 | 775.5    | 793.5 |       |
|       | 8                    | 6,205         | 114,981                                  | 245,695       | 247,604   | 11.94    | 2,322.88 | 2,283.80 | 817.0    | 786.0 |       |
|       | 9                    | 5,433         | 103,180                                  | 190,354       | 192,137   | 10.44    | 2,343.07 | 2,307.33 | 822.3    | 824.6 |       |
|       | 10                   | 7,022         | 128,133                                  | 191,761       | 194,455   | 13.46    | 2,029.69 | 2,153.48 | 648.7    | 725.0 |       |
|       | 11                   | 6,979         | 116,439                                  | 194,302       | 197,576   | 13.34    | 2,096.86 | 2,083.33 | 695.8    | 687.8 |       |
|       | 12                   | 7,632         | 99,742                                   | 111,769       | 113,526   | 14.66    | 2,041.04 | 2,070.13 | 675.7    | 676.5 |       |
|       | 2019.                | 1             | 9,455                                    | 123,270       | 137,485   | 140,238  | 18.10    | 2,204.85 | 2,101.98 | 716.9 | 690.5 |
|       |                      | 2             | 6,883                                    | 95,521        | 101,474   | 103,471  | 13.13    | 2,195.44 | 2,210.20 | 731.3 | 739.7 |
|       |                      | 3             | 6,458                                    | 98,440        | 174,620   | 176,877  | 12.29    | 2,140.67 | 2,161.91 | 729.3 | 742.4 |
| 4     |                      | 9,690         | 118,322                                  | 240,660       | 243,793   | 18.37    | 2,203.59 | 2,212.12 | 754.7    | 755.7 |       |
| 5     |                      | 11,243        | 113,040                                  | 162,609       | 165,764   | 21.14    | 2,041.74 | 2,086.90 | 696.5    | 715.1 |       |
| 6     |                      | 11,257        | 87,408                                   | 209,729       | 212,513   | 21.01    | 2,130.62 | 2,105.30 | 690.5    | 714.5 |       |
| 7     |                      | 11,909        | 101,868                                  | 204,197       | 207,654   | 22.18    | 2,024.55 | 2,079.48 | 630.2    | 667.5 |       |
| 8     |                      | 10,472        | 97,919                                   | 260,677       | 267,811   | 19.43    | 1,967.79 | 1,944.24 | 610.6    | 595.1 |       |
| 9     |                      | 8,621         | 85,892                                   | 182,522       | 185,953   | 15.94    | 2,063.05 | 2,045.21 | 621.8    | 633.0 |       |
| 10    |                      | 8,884         | 92,843                                   | 213,365       | 215,978   | 16.36    | 2,083.48 | 2,065.75 | 658.5    | 645.0 |       |
| 11    |                      | 10,738        | 111,659                                  | 201,139       | 202,326   | 19.58    | 2,087.96 | 2,128.79 | 633.0    | 656.9 |       |
| 12    |                      | 10,189        | 101,310                                  | 121,479       | 121,507   | 18.51    | 2,197.67 | 2,147.01 | 669.8    | 640.5 |       |
| 2020. | 1                    | 13,096        | 128,693                                  | 156,218       | 155,689   | 23.64    | 2,119.01 | 2,203.44 | 642.5    | 671.1 |       |
|       | 2                    | 13,960        | 151,658                                  | 199,087       | 199,560   | 25.20    | 1,987.01 | 2,167.12 | 610.7    | 667.3 |       |
|       | 3                    | 17,091        | 222,128                                  | 140,479       | 141,045   | 31.08    | 1,754.64 | 1,786.75 | 569.1    | 549.4 |       |
|       | 4                    | 21,045        | 216,059                                  | 178,677       | 179,293   | 38.37    | 1,947.56 | 1,849.59 | 645.2    | 615.6 |       |

: 1)

2) 1980. 1. 4 = 100 3) 1996.7.1 = 1,000

4)

:

Note: 1) The figures for the latest month are preliminary.

2) Jan. 4. 1980 = 100 3) Jul. 1. 1996 = 1,000

4) Foreign currency-denominated bonds have been excluded.

Source: Korea Exchange.

20.

|         | 가  |        |                    |        |          |        | 가   |        | Initial public offerings in KRX KOSDAQ market |        |                    |        |          |        |
|---------|--|--------|--------------------|--------|----------|--------|---|--------|---|--------|--------------------|--------|----------|--------|
|         | Initial public offerings in KRX stock market |        |                    |        |          |        | Paid-in capital increase by KRX stock market listed companies |        | Initial public offerings in KRX KOSDAQ market |        |                    |        |          |        |
|         | New shares                                   |        | Outstanding shares |        | Subtotal |        |   |        | New shares                                    |        | Outstanding shares |        | Subtotal |        |
|         | Numbers                                      | Amount | Numbers            | Amount | Numbers  | Amount | Numbers   | Amount | Numbers                                       | Amount | Numbers            | Amount | Numbers  | Amount |
| 2010    | 21   | 29,386 | -                  | -      | 21       | 29,386 | 35  | 31,387 | 75  | 13,653 | -                  | -      | 75       | 13,653 |
| 2011    | 13   | 13,589 | -                  | -      | 13       | 13,589 | 35  | 88,039 | 54  | 10,796 | -                  | -      | 54       | 10,796 |
| 2012    | 5  | 2,059  | -                  | -      | 5        | 2,059  | 26  | 13,558 | 20  | 2,605  | -                  | -      | 20       | 2,605  |
| 2013    | 3  | 5,161  | 2                  | 1,454  | 5        | 6,615  | 22  | 28,774 | 36  | 5,803  | 6                  | 473    | 42       | 6,276  |
| 2014    | 3  | 6,907  | 5                  | 27,863 | 8        | 34,770 | 27  | 31,580 | 67  | 10,626 | 7                  | 1,253  | 74       | 11,879 |
| 2015    | 14   | 11,467 | 13                 | 12,575 | 27       | 24,042 | 26  | 38,083 | 101   | 20,061 | 14                 | 1,105  | 115      | 21,166 |
| 2016    | 11   | 20,217 | 13                 | 22,363 | 24       | 42,580 | 34  | 47,296 | 67  | 19,254 | 16                 | 2,677  | 83       | 21,931 |
| 2017    | 5  | 28,132 | 6                  | 16,352 | 11       | 44,484 | 21  | 29,507 | 72  | 30,761 | 23                 | 2,474  | 95       | 33,235 |
| 2018    | 7  | 5,620  | 5                  | 2,951  | 12       | 8,571  | 21  | 47,105 | 88  | 17,530 | 24                 | 2,152  | 112      | 19,682 |
| 2019    | 7  | 3,873  | 4                  | 5,280  | 11       | 9,153  | 19  | 17,256 | 98  | 22,318 | 18                 | 1,600  | 116      | 23,918 |
| 2019. 2 | -  | -      | -                  | -      | -        | -      | 2   | 467    | 2   | 2,124  | -                  | -      | 2        | 2,124  |
| 3       | 2  | 483    | 2                  | 1,793  | 4        | 2,276  | -   | -      | 6   | 1,951  | 1                  | 82     | 7        | 2,033  |
| 4       | -  | -      | -                  | -      | -        | -      | -   | -      | 2   | 155    | -                  | -      | 2        | 155    |
| 5       | -  | -      | -                  | -      | -        | -      | 2   | 7,872  | 6   | 826    | -                  | -      | 6        | 826    |
| 6       | -  | -      | -                  | -      | -        | -      | 1   | 185    | 10  | 3,034  | -                  | -      | 10       | 3,034  |
| 7       | -  | -      | -                  | -      | -        | -      | 1   | 500    | 13  | 3,447  | 7                  | 726    | 20       | 4,173  |
| 8       | -  | -      | -                  | -      | -        | -      | 4   | 2,075  | 8   | 862    | 1                  | 31     | 9        | 893    |
| 9       | -  | -      | -                  | -      | -        | -      | -   | -      | 5   | 446    | -                  | -      | 5        | 446    |
| 10      | 2  | 1,688  | 1                  | 461    | 3        | 2,149  | 3   | 856    | 14  | 2,237  | 2                  | 109    | 16       | 2,346  |
| 11      | 3  | 1,702  | 1                  | 3,026  | 4        | 4,728  | 1   | 350    | 14  | 3,532  | 4                  | 286    | 18       | 3,818  |
| 12      | -  | -      | -                  | -      | -        | -      | 4   | 4,061  | 14  | 2,415  | 1                  | 113    | 15       | 2,528  |
| 2020. 1 | -  | -      | -                  | -      | -        | -      | 1   | 198    | 2   | 210    | -                  | -      | 2        | 210    |
| 2       | -  | -      | -                  | -      | -        | -      | -   | -      | 6   | 1,381  | 1                  | 550    | 7        | 1,931  |
| 3       | -  | -      | -                  | -      | -        | -      | 1   | 3,207  | 5   | 1,032  | -                  | -      | 5        | 1,032  |

: 1) 가 ,  
2) , ,  
:

## 20. Proceeds from Corporate Securities Offerings

| In 100 million won  |        |                        |        |                    |        |          |        |             |         |                      |           |         |           |         |  |
|---|--------|------------------------|--------|--------------------|--------|----------|--------|-------------|---------|----------------------|-----------|---------|-----------|---------|--|
| Stocks  |        |                        |        |                    |        |          |        |             |         | 2)                   |           |         |           |         |  |
| Paid-in capital<br>increase by KRX<br>KOSDAQ market<br>listed companies |        | 1)                     |        |                    |        |          |        |             |         |                      |           |         |           |         |  |
|   |        | Other public offerings |        |                    |        |          |        |             |         |                      |           |         |           |         |  |
|   |        | New shares             |        | Outstanding shares |        | Subtotal |        | Stock total |         | Corporate bond total |           | Total   |           |         |  |
| Numbers   | Amount | Numbers                | Amount | Numbers            | Amount | Numbers  | Amount | Numbers     | Amount  | Numbers              | Amount    | Numbers | Amount    |         |  |
| 100   | 12,238 | 23                     | 16,730 | -                  | -      | 23       | 16,730 | 254         | 103,394 | 2,193                | 1,129,191 | 2,447   | 1,232,585 | 2010    |  |
| 44  | 6,063  | 17                     | 10,441 | -                  | -      | 17       | 10,441 | 163         | 128,928 | 2,188                | 1,304,919 | 2,351   | 1,433,847 | 2011    |  |
| 29  | 4,387  | 8                      | 1,028  | -                  | -      | 8        | 1,028  | 88          | 23,637  | 2,091                | 1,286,927 | 2,179   | 1,310,564 | 2012    |  |
| 39  | 7,497  | 5                      | 4,786  | 3                  | 36     | 8        | 4,822  | 116         | 53,984  | 2,624                | 1,162,950 | 2,740   | 1,216,934 | 2013    |  |
| 39  | 5,838  | 9                      | 2,711  | 4                  | 53     | 13       | 2,764  | 161         | 86,831  | 2,858                | 1,161,722 | 3,019   | 1,248,553 | 2014    |  |
| 28  | 8,311  | 8                      | 2,258  | 4                  | 68     | 12       | 2,326  | 208         | 93,928  | 3,108                | 1,231,022 | 3,316   | 1,324,950 | 2015    |  |
| 53  | 15,162 | 6                      | 1,044  | 5                  | 170    | 11       | 1,214  | 205         | 128,183 | 2,934                | 1,098,578 | 3,139   | 1,226,761 | 2016    |  |
| 62  | 14,739 | 7                      | 644    | 4                  | 64     | 11       | 708    | 200         | 122,673 | 3,331                | 1,440,238 | 3,531   | 1,562,911 | 2017    |  |
| 48  | 15,046 | 6                      | 3,659  | 3                  | 48     | 9        | 3,707  | 202         | 94,111  | 3,224                | 1,609,183 | 3,426   | 1,703,294 | 2018    |  |
| 32  | 10,088 | 4                      | 1,184  | 4                  | 71     | 8        | 1,255  | 186         | 61,670  | 3,334                | 1,701,827 | 3,520   | 1,763,497 | 2019    |  |
| 3   | 306    | -                      | -      | -                  | -      | -        | -      | 7           | 2,897   | 206                  | 116,552   | 213     | 119,449   | 2. 2019 |  |
| 1   | 184    | 1                      | 414    | -                  | -      | 1        | 414    | 13          | 4,907   | 273                  | 143,409   | 286     | 148,316   | 3       |  |
| 2   | 950    | -                      | -      | 1                  | 18     | 1        | 18     | 5           | 1,123   | 318                  | 196,327   | 323     | 197,450   | 4       |  |
| 1   | 355    | 1                      | 500    | -                  | -      | 1        | 500    | 10          | 9,553   | 302                  | 129,716   | 312     | 139,269   | 5       |  |
| 3   | 1,449  | -                      | -      | -                  | -      | -        | -      | 14          | 4,668   | 273                  | 141,832   | 287     | 146,500   | 6       |  |
| 3   | 1,318  | 1                      | 63     | 1                  | 19     | 2        | 82     | 26          | 6,073   | 279                  | 165,202   | 305     | 171,275   | 7       |  |
| 5   | 2,009  | -                      | -      | -                  | -      | -        | -      | 18          | 4,977   | 271                  | 140,467   | 289     | 145,444   | 8       |  |
| 2   | 450    | -                      | -      | -                  | -      | -        | -      | 7           | 896     | 284                  | 131,571   | 291     | 132,467   | 9       |  |
| 1   | 94     | -                      | -      | 1                  | 19     | 1        | 19     | 24          | 5,464   | 361                  | 202,247   | 385     | 207,711   | 10      |  |
| 6   | 2,164  | -                      | -      | -                  | -      | -        | -      | 29          | 11,060  | 284                  | 113,983   | 313     | 125,043   | 11      |  |
| 4   | 735    | -                      | -      | -                  | -      | -        | -      | 23          | 7,324   | 264                  | 87,382    | 287     | 94,706    | 12      |  |
| 1   | 69     | -                      | -      | 1                  | 19     | 1        | 19     | 5           | 496     | 237                  | 111,579   | 242     | 112,075   | 1. 2020 |  |
| -   | -      | 1                      | 1,003  | -                  | -      | 1        | 1,003  | 8           | 2,934   | 239                  | 168,984   | 247     | 171,918   | 2       |  |
| 2   | 453    | -                      | -      | -                  | -      | -        | -      | 8           | 4,692   | 274                  | 156,463   | 282     | 161,155   | 3       |  |

Note: 1) In the case of public offerings of unlisted companies or incorporation by subscription

2) Corporate Bonds issued by card corporations, leasing corporations, securities firms have been added.

Source: Financial Supervisory Service.

## 21. Issues and Outstanding Amounts of Principal Government & Public Bonds

| : 10  |    | In billion won                |         |                                 |         |                              |         |
|-------|----|-------------------------------|---------|---------------------------------|---------|------------------------------|---------|
|       |    |                               |         | 1)                              |         | 2) 3)                        |         |
|       |    | Treasury bonds                |         | National housing bonds          |         | Monetary stabilization bonds |         |
|       |    | Issued                        | Balance | Issued                          | Balance | Issued                       | Balance |
| 2014  |    | 97,466                        | 438,255 | 12,447                          | 52,780  | 189,850                      | 178,000 |
| 2015  |    | 109,289                       | 485,104 | 16,174                          | 59,272  | 188,030                      | 180,930 |
| 2016  |    | 101,124                       | 516,908 | 15,931                          | 63,972  | 161,110                      | 168,390 |
| 2017  |    | 100,792                       | 546,715 | 14,342                          | 69,416  | 163,660                      | 170,860 |
| 2018  |    | 97,406                        | 567,044 | 15,116                          | 73,266  | 159,820                      | 171,640 |
| 2019  |    | 101,700                       | 611,533 | 15,418                          | 76,425  | 142,070                      | 164,060 |
| 2019. | 4  | 8,762                         | 591,668 | 1,324                           | 74,385  | 12,430                       | 170,860 |
|       | 5  | 10,243                        | 600,687 | 1,324                           | 74,815  | 12,500                       | 171,260 |
|       | 6  | 10,547                        | 599,552 | 1,143                           | 75,954  | 11,900                       | 171,580 |
|       | 7  | 10,461                        | 607,631 | 1,468                           | 75,553  | 12,910                       | 173,190 |
|       | 8  | 8,166                         | 613,509 | 1,264                           | 75,894  | 11,710                       | 172,930 |
|       | 9  | 4,628                         | 607,015 | 1,242                           | 75,928  | 11,370                       | 170,960 |
|       | 10 | 10,296                        | 614,467 | 1,318                           | 75,948  | 11,990                       | 169,960 |
|       | 11 | 7,449                         | 618,913 | 1,393                           | 76,093  | 10,820                       | 168,720 |
|       | 12 | 2,284                         | 611,533 | 1,660                           | 76,425  | 10,270                       | 164,060 |
| 2020. | 1  | 12,211                        | 623,544 | 1,401                           | 76,774  | 11,520                       | 163,390 |
|       | 2  | 12,892                        | 636,336 | 1,625                           | 77,390  | 12,300                       | 163,980 |
|       | 3  | 17,428                        | 645,928 | 1,577                           | 76,423  | 12,800                       | 165,710 |
|       | 4  | 18,043                        | 663,871 | 1,392                           | 76,472  | 12,930                       | 166,190 |
|       |    |                               |         |                                 |         |                              |         |
|       |    | Industrial finance debentures |         | Seoul metropolitan subway bonds |         |                              |         |
|       |    |                               |         |                                 |         |                              |         |
|       |    | Issued                        | Balance | Issued                          | Balance |                              |         |
| 2014  |    | 22,702                        |         | 91,992                          | 632     |                              | 3,994   |
| 2015  |    | 33,702                        |         | 92,340                          | 718     |                              | 4,372   |
| 2016  |    | 39,157                        |         | 93,869                          | 769     |                              | 4,469   |
| 2017  |    | 51,085                        |         | 96,607                          | 790     |                              | 4,647   |
| 2018  |    | 52,385                        |         | 97,203                          | 774     |                              | 4,812   |
| 2019  |    | 46,598                        |         | 94,881                          | 767     |                              | 5,013   |
| 2019. | 4  | 4,139                         |         | 95,527                          | 67      |                              | 4,860   |
|       | 5  | 3,596                         |         | 94,947                          | 61      |                              | 4,872   |
|       | 6  | 3,151                         |         | 94,448                          | 56      |                              | 4,883   |
|       | 7  | 4,301                         |         | 94,390                          | 65      |                              | 4,902   |
|       | 8  | 3,863                         |         | 94,167                          | 59      |                              | 4,924   |
|       | 9  | 4,333                         |         | 95,018                          | 59      |                              | 4,937   |
|       | 10 | 3,921                         |         | 95,004                          | 63      |                              | 4,953   |
|       | 11 | 4,651                         |         | 95,362                          | 67      |                              | 4,973   |
|       | 12 | 2,823                         |         | 94,881                          | 88      |                              | 5,013   |
| 2020. | 1  | 5,914                         |         | 96,807                          | 59      |                              | 5,009   |
|       | 2  | 4,561                         |         | 97,168                          | 50      |                              | 5,012   |
|       | 3  | 6,067                         |         | 99,255                          | 69      |                              | 5,030   |
|       | 4  | 8,788                         |         | 103,402                         | 77      |                              | 5,055   |

1) 2, 3  
2) 2014.3.27  
3) 2015.10.16  
:

(35)  
(34)

Note: 1) Includes national housing bond type 2 and type 3  
2) The Bank of Korea exclude from issued bonds (a total of 3.5 trillion KRW) to Korea Finance Corporation in relation to the normalization of the corporate bond market on March 27th 2014.  
3) The Bank of Korea exclude from issued bonds (a total of 3.4 trillion KRW) to Korea Development Bank in relation to the normalization of the corporate bond market on October 16th 2015.  
Source: The Bank of Korea.

## 22. 200 Trading Volume of KOSPI 200 Futures

: 100 , ,

In million won, days, case

|                                | Number of trading days | Trading volume |               | Trading value |               | Open interest |         |
|--------------------------------|------------------------|----------------|---------------|---------------|---------------|---------------|---------|
|                                |                        | Total          | Daily average | Total         | Daily average | contract      |         |
|                                |                        |                |               |               |               |               |         |
| 1)<br>Trading volume and value |                        |                |               |               |               |               |         |
| 2017                           | 243                    | 48,617,581     | 200,072       | 4,172,064,191 | 17,168,988    | 321,556       |         |
| 2018                           | 244                    | 64,338,721     | 263,683       | 4,788,486,820 | 19,624,946    | 353,786       |         |
| 2019                           | 246                    | 61,683,473     | 250,746       | 4,236,493,729 | 17,221,519    | 379,591       |         |
| 2019.                          | 1                      | 22             | 5,644,659     | 256,575       | 383,443,734   | 17,429,261    | 361,598 |
|                                | 2                      | 17             | 4,175,667     | 245,627       | 298,841,534   | 17,578,914    | 381,505 |
|                                | 3                      | 20             | 5,650,419     | 282,520       | 393,512,131   | 19,675,607    | 363,621 |
|                                | 4                      | 22             | 4,412,719     | 200,578       | 316,180,549   | 14,371,843    | 388,977 |
|                                | 5                      | 21             | 6,139,107     | 292,338       | 414,317,403   | 19,729,400    | 424,094 |
|                                | 6                      | 19             | 5,814,908     | 306,047       | 395,388,497   | 20,809,921    | 364,861 |
|                                | 7                      | 23             | 5,255,753     | 228,511       | 358,385,074   | 15,581,960    | 398,278 |
|                                | 8                      | 21             | 5,407,645     | 257,506       | 346,108,304   | 16,481,348    | 464,349 |
|                                | 9                      | 19             | 4,968,796     | 261,515       | 334,517,471   | 17,606,183    | 360,561 |
|                                | 10                     | 21             | 4,217,264     | 200,822       | 289,045,189   | 13,764,057    | 365,446 |
|                                | 11                     | 21             | 4,567,930     | 217,520       | 322,900,462   | 15,376,212    | 400,212 |
|                                | 12                     | 20             | 5,428,606     | 271,430       | 383,853,380   | 19,192,669    | 379,591 |
| 2020.                          | 1                      | 20             | 5,273,954     | 263,697       | 390,264,020   | 19,513,201    | 370,350 |
|                                | 2                      | 20             | 8,515,764     | 425,788       | 617,103,114   | 30,855,156    | 412,540 |
|                                | 3                      | 22             | 16,957,828    | 770,810       | 1,012,541,915 | 46,024,633    | 399,676 |
|                                | 4                      | 20             | 7,644,815     | 382,240       | 466,220,411   | 23,311,021    | 402,492 |
| Spread issues                  |                        |                |               |               |               |               |         |
| 2017                           | 243                    | 3,327,858      | 13,695        | 288,772,940   | 1,188,366     | -             |         |
| 2018                           | 244                    | 3,415,348      | 13,997        | 252,284,992   | 1,033,955     | -             |         |
| 2019                           | 246                    | 3,711,208      | 15,086        | 253,756,305   | 1,031,530     | -             |         |
| 2019.                          | 1                      | 22             | 1,670         | 76            | 113,654       | 5,166         | -       |
|                                | 2                      | 17             | 2,076         | 122           | 148,957       | 8,762         | -       |
|                                | 3                      | 20             | 923,406       | 46,170        | 63,862,954    | 3,193,148     | -       |
|                                | 4                      | 22             | 1,896         | 86            | 135,861       | 6,175         | -       |
|                                | 5                      | 21             | 14,760        | 702           | 982,456       | 46,784        | -       |
|                                | 6                      | 19             | 946,436       | 49,812        | 64,264,030    | 3,382,317     | -       |
|                                | 7                      | 23             | 6,116         | 266           | 418,150       | 18,180        | -       |
|                                | 8                      | 21             | 12,162        | 579           | 777,916       | 37,044        | -       |
|                                | 9                      | 19             | 926,446       | 48,760        | 62,013,968    | 3,263,893     | -       |
|                                | 10                     | 21             | 3,332         | 159           | 229,282       | 10,918        | -       |
|                                | 11                     | 21             | 19,404        | 924           | 1,369,106     | 65,196        | -       |
|                                | 12                     | 20             | 853,504       | 42,675        | 59,439,971    | 2,971,999     | -       |
| 2020.                          | 1                      | 20             | 5,386         | 269           | 403,850       | 20,192        | -       |
|                                | 2                      | 20             | 28,522        | 1,426         | 2,025,054     | 101,253       | -       |
|                                | 3                      | 22             | 1,167,228     | 53,056        | 76,028,938    | 3,455,861     | -       |
|                                | 4                      | 20             | 3,652         | 183           | 222,336       | 11,117        | -       |

: 1)

2

Note: 1) Trading volume value = (Trading volume & value of the Contract month issue) + (2 × Spread issues)

2)

2) Open interests are the quantity as of the end of each year or month.

:

Source: Korea Exchange.



## 23.

1)

: 10 , %

|           | Premium income |                      |           |                   | Claims paid    |                      |           |
|-----------|----------------|----------------------|-----------|-------------------|----------------|----------------------|-----------|
|           | Life insurance | Non - life insurance | Total     | 2)<br>Change rate | Life insurance | Non - life insurance | Total     |
|           |                |                      |           |                   |                |                      |           |
| 2014      | 78,082.2       | 70,203.6             | 148,285.8 | 40.8              | 42,891.2       | 24,148.8             | 67,040.0  |
| 2015      | 82,871.6       | 73,616.9             | 156,488.5 | 5.5               | 44,271.3       | 25,904.4             | 70,175.7  |
| 2016      | 83,679.9       | 76,558.0             | 160,237.9 | 2.4               | 47,570.5       | 27,633.5             | 75,204.0  |
| 2017      | 79,443.4       | 78,557.7             | 158,001.1 | -1.4              | 52,292.3       | 29,417.5             | 81,709.8  |
| 2018      | 75,136.1       | 80,287.0             | 155,423.1 | -1.6              | 58,879.5       | 33,474.2             | 92,353.7  |
| 2019      | 74,936.4       | 83,808.2             | 158,744.6 | 2.1               | 63,303.6       | 38,157.5             | 101,461.1 |
| 2017. 3/4 | 60,847.5       | 59,137.5             | 119,985.0 | -0.7              | 39,261.3       | 21,801.3             | 61,062.6  |
| 4/4       | 79,443.4       | 78,557.7             | 158,001.1 | -1.4              | 52,292.3       | 29,417.5             | 81,709.8  |
| 2018. 1/4 | 18,928.5       | 19,998.0             | 38,926.5  | -5.1              | 15,324.0       | 8,018.6              | 23,342.6  |
| 2/4       | 37,632.8       | 40,102.7             | 77,735.5  | -4.0              | 29,331.5       | 15,783.9             | 45,115.4  |
| 3/4       | 56,560.9       | 59,828.2             | 116,389.1 | -3.0              | 43,678.3       | 24,053.2             | 67,731.5  |
| 4/4       | 75,136.1       | 80,287.0             | 155,423.1 | -1.6              | 58,879.5       | 33,474.2             | 92,353.7  |
| 2019. 1/4 | 18,744.3       | 20,574.5             | 39,318.8  | 1.0               | 16,317.0       | 8,754.7              | 25,071.7  |
| 2/4       | 37,627.1       | 41,566.6             | 79,193.7  | 1.9               | 31,734.0       | 17,798.1             | 49,532.1  |
| 3/4       | 56,600.5       | 62,430.9             | 119,031.4 | 2.3               | 47,610.7       | 27,425.5             | 75,036.2  |
| 4/4       | 74,936.4       | 83,808.2             | 158,744.6 | 2.1               | 63,303.6       | 38,157.5             | 101,461.1 |
| 2020. 1/4 | 19,318.5       | 22,117.4             | 41,435.9  | 5.4               | 17,598.5       | 9,940.0              | 27,538.5  |

|           | Invested assets |                   | Total assets   |                      |             |                   |
|-----------|-----------------|-------------------|----------------|----------------------|-------------|-------------------|
|           | Total           | 2)<br>Change rate | Life insurance | Non - life insurance | Total       | 2)<br>Change rate |
|           |                 |                   |                |                      |             |                   |
| 2014      | 659,046.7       | 9.2               | 662,075.2      | 170,556.3            | 832,631.5   | 8.4               |
| 2015      | 756,850.6       | 14.8              | 724,929.7      | 226,061.3            | 950,991.0   | 14.2              |
| 2016      | 827,845.5       | 9.4               | 782,149.1      | 252,005.3            | 1,034,154.4 | 8.7               |
| 2017      | 881,502.7       | 6.5               | 832,826.9      | 277,205.0            | 1,110,031.9 | 7.3               |
| 2018      | 929,989.6       | 5.5               | 857,198.3      | 298,040.5            | 1,155,238.8 | 4.1               |
| 2019      | 992,546.3       | 6.7               | 918,161.4      | 320,651.7            | 1,238,813.1 | 7.2               |
| 2017. 3/4 | 870,758.0       | 6.9               | 822,372.7      | 269,355.3            | 1,091,728.0 | 6.7               |
| 4/4       | 881,502.7       | 6.5               | 832,826.9      | 277,205.0            | 1,110,031.9 | 7.3               |
| 2018. 1/4 | 879,361.0       | 5.8               | 833,440.6      | 279,153.3            | 1,112,593.9 | 6.1               |
| 2/4       | 898,127.2       | 4.7               | 841,150.9      | 284,088.4            | 1,125,239.3 | 4.4               |
| 3/4       | 912,091.4       | 4.7               | 850,853.3      | 290,062.0            | 1,140,915.3 | 4.5               |
| 4/4       | 929,989.6       | 5.5               | 857,198.3      | 298,040.5            | 1,155,238.8 | 4.1               |
| 2019. 1/4 | 945,127.5       | 7.5               | 876,293.2      | 304,116.1            | 1,180,409.3 | 6.1               |
| 2/4       | 966,239.4       | 7.6               | 890,299.3      | 312,327.1            | 1,202,626.4 | 6.9               |
| 3/4       | 985,644.4       | 8.1               | 904,641.3      | 318,969.7            | 1,223,611.0 | 7.2               |
| 4/4       | 992,546.3       | 6.7               | 918,161.4      | 320,651.7            | 1,238,813.1 | 7.2               |
| 2020. 1/4 | 996,851.1       | 5.5               | 915,915.3      | 325,909.6            | 1,241,824.9 | 5.2               |

: 1) 1.1 ~ 12.31 . 2013

(4.1~ 3.31)

2013

4.1~12.31

2)

:

23. Principal Indicators of Insurance Business <sup>1)</sup>

In billion won, %

| Operating expenses |                |                      |          |             |                |                      |  |           |
|--------------------|----------------|----------------------|----------|-------------|----------------|----------------------|--|-----------|
|                    |                |                      |          |             |                |                      |  |           |
| 2)                 |                |                      |          | 2)          |                |                      |  |           |
| Change rate        | Life insurance | Non - life insurance | Total    | Change rate | Life insurance | Non - life insurance |  |           |
| 42.6               | 8,044.6        | 12,720.6             | 20,765.2 | 36.5        | 523,087.6      | 135,959.1            |  | 2014      |
| 4.7                | 8,040.4        | 13,722.0             | 21,762.4 | 4.8         | 573,486.5      | 183,364.1            |  | 2015      |
| 7.2                | 8,313.5        | 14,420.5             | 22,734.0 | 4.5         | 622,131.8      | 205,713.7            |  | 2016      |
| 8.7                | 8,676.2        | 15,701.5             | 24,377.7 | 7.2         | 656,211.1      | 225,291.6            |  | 2017      |
| 13.0               | 9,443.0        | 16,811.1             | 26,254.1 | 7.7         | 687,092.2      | 242,897.4            |  | 2018      |
| 9.9                | 9,491.8        | 18,334.2             | 27,826.0 | 6.0         | 731,989.7      | 260,556.6            |  | 2019      |
| 9.9                | 6,222.1        | 11,379.9             | 17,602.0 | 5.6         | 650,011.5      | 220,746.5            |  | 3/4. 2017 |
| 8.7                | 8,676.2        | 15,701.5             | 24,377.7 | 7.2         | 656,211.1      | 225,291.6            |  | 4/4       |
| 13.1               | 2,299.5        | 4,097.9              | 6,397.4  | 9.4         | 654,229.3      | 225,131.7            |  | 1/4. 2018 |
| 12.3               | 4,545.7        | 8,241.3              | 12,787.0 | 9.9         | 667,628.0      | 230,499.2            |  | 2/4       |
| 10.9               | 6,799.6        | 12,430.6             | 19,230.2 | 9.3         | 676,251.3      | 235,840.1            |  | 3/4       |
| 13.0               | 9,443.0        | 16,811.1             | 26,254.1 | 7.7         | 687,092.2      | 242,897.4            |  | 4/4       |
| 7.4                | 2,373.8        | 4,336.8              | 6,710.6  | 4.9         | 697,893.0      | 247,234.5            |  | 1/4. 2019 |
| 9.8                | 4,729.4        | 8,757.7              | 13,487.1 | 5.5         | 712,412.0      | 253,827.4            |  | 2/4       |
| 10.8               | 7,085.2        | 13,353.1             | 20,438.3 | 6.3         | 725,885.5      | 259,758.9            |  | 3/4       |
| 9.9                | 9,491.8        | 18,334.2             | 27,826.0 | 6.0         | 731,989.7      | 260,556.6            |  | 4/4       |
| 9.8                | 2,359.1        | 4,541.0              | 6,900.1  | 2.8         | 732,428.2      | 264,422.9            |  | 1/4. 2020 |

| Policy reserve |                      |           |  |             |  |  |  |           |
|----------------|----------------------|-----------|--|-------------|--|--|--|-----------|
|                |                      |           |  |             | ( )  |  |  |           |
|                |                      |           |  | 2)          |  |  |  |           |
| Life insurance | Non - life insurance | Total     |  | Change rate | Business in force at the end of the month ( Life insurance ) |  |  |           |
| 461,873.1      | 130,405.6            | 592,278.7 |  | 7.3         | 2,277,547.4  |  |  | 2014      |
| 505,722.6      | 168,956.1            | 674,678.7 |  | 13.9        | 2,371,730.9  |  |  | 2015      |
| 548,188.3      | 186,890.7            | 735,079.0 |  | 9.0         | 2,431,270.0  |  |  | 2016      |
| 581,718.9      | 203,264.1            | 784,983.0 |  | 6.8         | 2,445,834.5  |  |  | 2017      |
| 606,089.0      | 217,150.7            | 823,239.7 |  | 4.9         | 2,426,925.5  |  |  | 2018      |
| 626,791.1      | 230,908.5            | 857,699.6 |  | 4.2         | 2,392,333.1  |  |  | 2019      |
| 573,610.7      | 199,881.9            | 773,492.6 |  | 7.5         | 2,453,855.1  |  |  | 3/4. 2017 |
| 581,718.9      | 203,264.1            | 784,983.0 |  | 6.8         | 2,445,834.5  |  |  | 4/4       |
| 587,168.2      | 206,579.8            | 793,748.0 |  | 6.1         | 2,441,893.8  |  |  | 1/4. 2018 |
| 593,763.1      | 210,570.9            | 804,334.0 |  | 5.6         | 2,438,924.5  |  |  | 2/4       |
| 600,021.1      | 214,211.5            | 814,232.6 |  | 5.3         | 2,434,792.6  |  |  | 3/4       |
| 606,089.0      | 217,150.7            | 823,239.7 |  | 4.9         | 2,426,925.5  |  |  | 4/4       |
| 610,360.1      | 220,632.2            | 830,992.3 |  | 4.7         | 2,420,442.3  |  |  | 1/4. 2019 |
| 616,000.2      | 224,938.5            | 840,938.7 |  | 4.6         | 2,411,860.5  |  |  | 2/4       |
| 621,483.0      | 228,365.7            | 849,848.7 |  | 4.4         | 2,401,586.1  |  |  | 3/4       |
| 626,791.1      | 230,908.5            | 857,699.6 |  | 4.2         | 2,392,333.1  |  |  | 4/4       |
| 632,634.7      | 235,138.2            | 867,772.9 |  | 4.4         | 2,385,865.4  |  |  | 1/4. 2020 |

Note: 1) Beginning in 2014, the fiscal year begins on Jan.1 and ends on Dec. 31; before 2013, it began on Apr.1 and ended on Mar. 31; in 2013, it began on Apr.1 and ended on Dec.31.

2) Same quarter over the previous year

Source: Financial Supervisory Service.

## 24. Management Efficiency of Insurance Business

: %

In percent

|         | Life insurance        |                              |                      |                             |                                 |  |
|---------|-----------------------|------------------------------|----------------------|-----------------------------|---------------------------------|--|
|         | Ratio of new business | Ratio of lapses & surrenders | Ratio of claims paid | Ratio of operating expenses | Ratio of invested assets profit |  |
| 2015    | 17.0                  | 8.5                          | 53.4                 | 6.9                         | 4.0                             |  |
| 2016    | 15.0                  | 8.4                          | 56.9                 | 6.9                         | 3.9                             |  |
| 2017    | 12.8                  | 8.4                          | 65.8                 | 7.6                         | 3.6                             |  |
| 2018    | 12.0                  | 8.6                          | 78.4                 | 8.5                         | 3.6                             |  |
| 2019    | 11.9                  | 8.8                          | 84.5                 | 8.1                         | 3.5                             |  |
| 2019. 3 | 3.5                   | 2.5                          | 87.1                 | 9.3                         | 3.6                             |  |
| 4       | 4.6                   | 3.2                          | 87.3                 | 10.1                        | -                               |  |
| 5       | 5.5                   | 4.0                          | 86.2                 | 10.7                        | -                               |  |
| 6       | 6.4                   | 4.7                          | 84.3                 | 9.1                         | 3.4                             |  |
| 7       | 7.3                   | 5.5                          | 85.1                 | 9.7                         | -                               |  |
| 8       | 8.2                   | 6.2                          | 85.1                 | 10.0                        | -                               |  |
| 9       | 9.1                   | 6.8                          | 84.1                 | 9.1                         | 3.5                             |  |
| 10      | 10.0                  | 7.5                          | 84.4                 | 9.6                         | -                               |  |
| 11      | 10.9                  | 8.2                          | 84.1                 | 9.7                         | -                               |  |
| 12      | 11.9                  | 8.8                          | 84.5                 | 8.1                         | 3.5                             |  |
| 2020. 1 | 1.2                   | 0.8                          | 84.6                 | 10.8                        | -                               |  |
| 2       | 2.3                   | 1.6                          | 84.4                 | 11.3                        | -                               |  |
| 3       | 3.6                   | 2.5                          | 91.1                 | 8.8                         | -                               |  |

|         | Non-life insurance |                                   |  |                              |                                   |                                 |
|---------|--------------------|-----------------------------------|--|------------------------------|-----------------------------------|---------------------------------|
|         | Direct loss ratio  | (A)<br>Earned incurred loss ratio | (B)<br>Ratio of net operating expenses | (A+B)<br>Combined loss ratio | Increase ratio of earned premiums | Ratio of invested assets profit |
| 2015    | 35.2               | 84.7                              | 19.0                                   | 103.7                        | 4.5                               | 3.8                             |
| 2016    | 36.1               | 83.4                              | 19.1                                   | 102.5                        | 4.4                               | 3.5                             |
| 2017    | 37.5               | 81.8                              | 20.3                                   | 102.1                        | 3.1                               | 3.4                             |
| 2018    | 41.7               | 82.6                              | 21.2                                   | 103.8                        | 2.6                               | 3.4                             |
| 2019    | 45.5               | 84.9                              | 22.2                                   | 107.0                        | 3.7                               | 3.7                             |
| 2019. 3 | 42.6               | 83.1                              | 21.7                                   | 104.9                        | 2.4                               | 3.4                             |
| 4       | 43.0               | 83.8                              | 21.7                                   | 105.4                        | 2.7                               | -                               |
| 5       | 43.3               | 83.9                              | 21.6                                   | 105.4                        | 2.6                               | -                               |
| 6       | 42.8               | 83.5                              | 21.6                                   | 105.1                        | 2.9                               | 3.4                             |
| 7       | 43.4               | 83.7                              | 21.6                                   | 105.3                        | 3.1                               | -                               |
| 8       | 43.6               | 83.8                              | 21.6                                   | 105.4                        | 3.2                               | -                               |
| 9       | 43.9               | 83.9                              | 21.8                                   | 105.7                        | 3.4                               | 3.6                             |
| 10      | 44.3               | 84.1                              | 21.8                                   | 106.0                        | 3.4                               | -                               |
| 11      | 44.6               | 84.4                              | 21.9                                   | 106.2                        | 3.6                               | -                               |
| 12      | 45.5               | 84.9                              | 22.2                                   | 107.0                        | 3.7                               | 3.7                             |
| 2020. 1 | 45.8               | 86.6                              | 20.4                                   | 107.0                        | 4.4                               | -                               |
| 2       | 46.3               | 85.5                              | 20.5                                   | 106.0                        | 5.5                               | -                               |
| 3       | 44.9               | 84.2                              | 21.4                                   | 105.7                        | 4.7                               | 3.4                             |

: 1) 1.1 ~ 12.31 2013 (4.1 ~ 3.31) Note: 1) Beginning in 2014, the fiscal year begins on Jan.1 and ends on Dec. 31; before 2013, it began on Apr.1 and ended on Mar. 31; in 2013, it began on Apr.1 and ended on Dec.31.

Source: Financial Supervisory Service.

## 25. Exchanges of People between the South and the North Korea

|       |      | In person         |                       |                       |
|-------|------|-------------------|-----------------------|-----------------------|
|       |      | ( ) <sup>1)</sup> | ( )                   |                       |
|       |      | Total             | Visits to North Korea | Visits to South Korea |
|       | 2014 | 129,394           | 129,028               | 366                   |
|       | 2015 | 132,101           | 132,097               | 4                     |
|       | 2016 | 14,787            | 14,787                | 0                     |
|       | 2017 | 115               | 52                    | 63                    |
|       | 2018 | 7,498             | 6,689                 | 809                   |
|       | 2019 | 9,835             | 9,835                 | 0                     |
| 2018. | 5    | 20                | 20                    | 0                     |
|       | 6    | 150               | 150                   | 0                     |
|       | 7    | 906               | 847                   | 59                    |
|       | 8    | 2,303             | 2,207                 | 96                    |
|       | 9    | 821               | 821                   | 0                     |
|       | 10   | 639               | 555                   | 84                    |
|       | 11   | 975               | 957                   | 18                    |
|       | 12   | 630               | 622                   | 8                     |
| 2019. | 1    | 911               | 911                   | 0                     |
|       | 2    | 1,321             | 1,321                 | 0                     |
|       | 3    | 762               | 762                   | 0                     |
|       | 4    | 746               | 746                   | 0                     |
|       | 5    | 754               | 754                   | 0                     |
|       | 6    | 774               | 774                   | 0                     |
|       | 7    | 775               | 775                   | 0                     |
|       | 8    | 737               | 737                   | 0                     |
|       | 9    | 684               | 684                   | 0                     |
|       | 10   | 859               | 859                   | 0                     |
|       | 11   | 762               | 762                   | 0                     |
|       | 12   | 750               | 750                   | 0                     |
| 2020. | 1    | 614               | 613                   | 1                     |
|       | 2    | 0                 | 0                     | 0                     |
|       | 3    | 0                 | 0                     | 0                     |
|       | 4    | 0                 | 0                     | 0                     |

: 1)

Note: 1) Number of visits and visitors to North Korea from  
South Korea(Excluding tourists to Mt.Geumkang, Kaesong)  
Source: Ministry of Unification



통계청

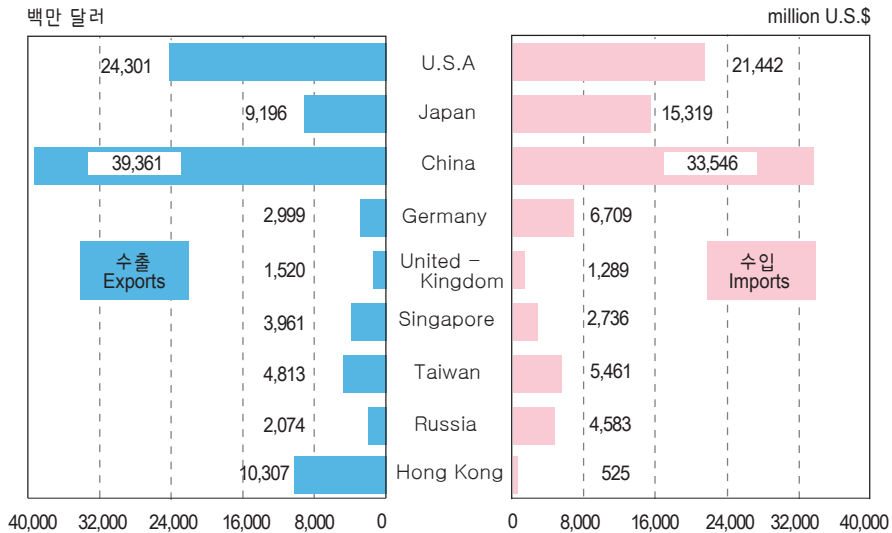
이 면은 빈 공간입니다.

## XII. 무역 · 국제수지

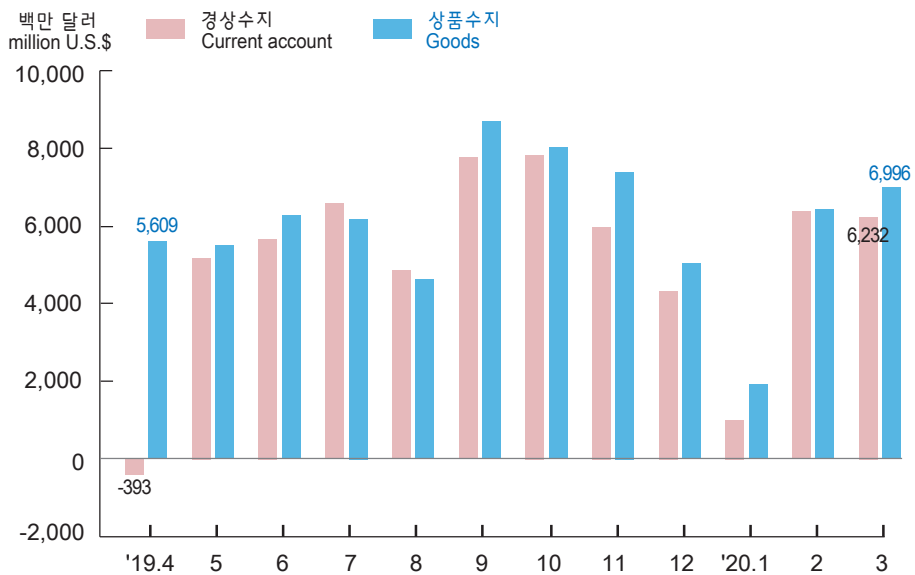
### Trade and Balance of Payment

|                          |     |
|--------------------------|-----|
| 1. 수출입 총괄 .....          | 257 |
| 2. 주요국별 수출 .....         | 258 |
| 3. 주요국별 수입 .....         | 261 |
| 4. 품목별 수출입 .....         | 264 |
| 5. 국제수지 .....            | 266 |
| 6. 무역지수 및 교역조건 .....     | 268 |
| 7. 주요통화의 재정된 매매기준율 ..... | 269 |
| 8. 외환보유액 .....           | 270 |
| 9. 대미달러환율 .....          | 271 |
| 10. 해외직접투자 .....         | 272 |
| 11. 대외채무 및 대외채권 .....    | 273 |
| 12. 국제투자 대조표(I) .....    | 274 |
| 13. 국제투자 대조표(II) .....   | 274 |

주요국에 대한 수출 · 입 (2020.1월~4월)  
Exports & Imports by Country (from Jan. to Apr., 2020)



경 상 수 지  
Current Account



※ 2019년 이후 자료는 잠정치임 (After 2019 figures are preliminary.)

# 1.

## Summary of Exports and Imports

1)

: 100 , %

In million U.S dollars, %

|          | Total       | Over the same<br>month of last year | Exports   | Over the same<br>month of last year | Imports   | Over the same<br>month of last year | Excess of exports<br>and imports (-) |
|----------|-------------|-------------------------------------|-----------|-------------------------------------|-----------|-------------------------------------|--------------------------------------|
| 2006     | 634,847.5   | 16.3                                | 325,464.8 | 14.4                                | 309,382.6 | 18.4                                | 16,082.2                             |
| 2007     | 728,334.8   | 14.7                                | 371,489.1 | 14.1                                | 356,845.7 | 15.3                                | 14,643.4                             |
| 2008     | 857,282.1   | 17.7                                | 422,007.3 | 13.6                                | 435,274.7 | 22.0                                | -13,267.4                            |
| 2009     | 686,618.1   | -19.9                               | 363,533.6 | -13.9                               | 323,084.5 | -25.8                               | 40,449.0                             |
| 2010     | 891,595.9   | 29.9                                | 466,383.8 | 28.3                                | 425,212.2 | 31.6                                | 41,171.6                             |
| 2011     | 1,079,626.7 | 21.1                                | 555,213.7 | 19.0                                | 524,413.1 | 23.3                                | 30,800.6                             |
| 2012     | 1,067,454.3 | -1.1                                | 547,869.8 | -1.3                                | 519,584.5 | -0.9                                | 28,285.3                             |
| 2013     | 1,075,217.9 | 0.7                                 | 559,632.4 | 2.1                                 | 515,585.5 | -0.8                                | 44,046.9                             |
| 2014     | 1,098,179.1 | 2.1                                 | 572,664.6 | 2.3                                 | 525,514.5 | 1.9                                 | 47,150.1                             |
| 2015     | 963,255.5   | -12.3                               | 526,756.5 | -8.0                                | 436,499.0 | -16.9                               | 90,257.5                             |
| 2016     | 901,618.8   | -6.4                                | 495,425.9 | -5.9                                | 406,192.9 | -6.9                                | 89,233.1                             |
| 2017     | 1,052,172.7 | 16.7                                | 573,694.4 | 15.8                                | 478,478.3 | 17.8                                | 95,216.1                             |
| 2018     | 1,140,062.1 | 8.4                                 | 604,859.7 | 5.4                                 | 535,202.4 | 11.9                                | 69,657.2                             |
| 2019     | 1,045,575.6 | -8.3                                | 542,232.6 | -10.4                               | 503,342.9 | -6.0                                | 38,889.7                             |
| 2017. 11 | 91,720.7    | 11.1                                | 49,707.2  | 9.7                                 | 42,013.5  | 12.8                                | 7,693.7                              |
| 12       | 92,569.2    | 11.0                                | 49,040.1  | 8.8                                 | 43,529.1  | 13.6                                | 5,511.1                              |
| 2018. 1  | 95,026.6    | 22.0                                | 49,221.3  | 22.3                                | 45,805.3  | 21.7                                | 3,416.0                              |
| 2        | 86,245.7    | 8.7                                 | 44,523.5  | 3.1                                 | 41,722.2  | 15.2                                | 2,801.4                              |
| 3        | 96,207.8    | 5.5                                 | 51,309.9  | 5.5                                 | 44,897.8  | 5.4                                 | 6,412.1                              |
| 4        | 93,544.2    | 5.3                                 | 49,850.2  | -2.0                                | 43,694.0  | 15.1                                | 6,156.3                              |
| 5        | 95,146.5    | 13.0                                | 50,687.8  | 12.8                                | 44,458.7  | 13.2                                | 6,229.0                              |
| 6        | 96,079.5    | 4.6                                 | 51,079.4  | -0.4                                | 45,000.2  | 11.0                                | 6,079.2                              |
| 7        | 96,727.3    | 10.6                                | 51,810.3  | 6.1                                 | 44,917.0  | 16.3                                | 6,893.2                              |
| 8        | 95,541.2    | 9.0                                 | 51,180.4  | 8.7                                 | 44,360.8  | 9.4                                 | 6,819.7                              |
| 9        | 91,683.1    | -5.3                                | 50,650.2  | -8.1                                | 41,032.9  | -1.6                                | 9,617.3                              |
| 10       | 103,340.9   | 25.0                                | 54,860.3  | 22.5                                | 48,480.6  | 28.1                                | 6,379.7                              |
| 11       | 98,287.7    | 7.2                                 | 51,479.5  | 3.6                                 | 46,808.2  | 11.4                                | 4,671.3                              |
| 12       | 92,231.5    | -0.4                                | 48,206.8  | -1.7                                | 44,024.7  | 1.1                                 | 4,182.1                              |
| 2019. 1  | 91,322.3    | -3.9                                | 46,168.9  | -6.2                                | 45,153.4  | -1.4                                | 1,015.5                              |
| 2        | 76,133.2    | -11.7                               | 39,481.8  | -11.3                               | 36,651.4  | -12.2                               | 2,830.4                              |
| 3        | 88,995.6    | -7.5                                | 47,003.2  | -8.4                                | 41,992.3  | -6.5                                | 5,010.9                              |
| 4        | 93,828.3    | 0.3                                 | 48,781.2  | -2.1                                | 45,047.2  | 3.1                                 | 3,734.0                              |
| 5        | 89,323.6    | -6.1                                | 45,703.9  | -9.8                                | 43,619.7  | -1.9                                | 2,084.3                              |
| 6        | 84,113.2    | -12.5                               | 44,008.4  | -13.8                               | 40,104.8  | -10.9                               | 3,903.6                              |
| 7        | 89,840.5    | -7.1                                | 46,078.2  | -11.1                               | 43,762.2  | -2.6                                | 2,316.0                              |
| 8        | 86,477.3    | -9.5                                | 44,020.1  | -14.0                               | 42,457.3  | -4.3                                | 1,562.8                              |
| 9        | 83,370.5    | -9.1                                | 44,629.1  | -11.9                               | 38,741.5  | -5.6                                | 5,887.6                              |
| 10       | 88,045.3    | -14.8                               | 46,648.8  | -15.0                               | 41,396.5  | -14.6                               | 5,252.2                              |
| 11       | 84,769.9    | -13.8                               | 44,040.7  | -14.5                               | 40,729.2  | -13.0                               | 3,311.5                              |
| 12       | 89,355.8    | -3.1                                | 45,668.3  | -5.3                                | 43,687.4  | -0.8                                | 1,980.9                              |
| 2020. 1  | 85,912.9    | -5.9                                | 43,122.9  | -6.6                                | 42,790.0  | -5.2                                | 332.9                                |
| 2        | 78,061.2    | 2.5                                 | 40,892.3  | 3.6                                 | 37,168.9  | 1.4                                 | 3,723.3                              |
| 3        | 88,445.5    | -0.6                                | 46,352.8  | -1.4                                | 42,092.7  | 0.2                                 | 4,260.1                              |
| 4        | 74,492.9    | -20.6                               | 36,550.0  | -25.1                               | 37,942.8  | -15.8                               | -1,392.8                             |

: 1)

:

Note: 1) The figures for the latest month are preliminary.

Source: Korea Customs Service.



## 2.

1)

: 1,000

288

4

|         |             |            |            |            |             |           | 가          |            |            |
|---------|-------------|------------|------------|------------|-------------|-----------|------------|------------|------------|
|         | Total       | U.S.A.     | Japan      | Hong Kong  | China       | Germany   | Singapore  | Taiwan     | Indonesia  |
| 2013    | 559,632,434 | 62,052,488 | 34,662,290 | 27,756,308 | 145,869,498 | 7,907,865 | 22,289,028 | 15,699,099 | 11,568,178 |
| 2014    | 572,664,607 | 70,284,872 | 32,183,788 | 27,256,402 | 145,287,701 | 7,570,926 | 23,749,882 | 15,077,398 | 11,360,656 |
| 2015    | 526,756,503 | 69,832,103 | 25,576,507 | 30,418,178 | 137,123,934 | 6,220,211 | 15,011,164 | 12,004,264 | 7,872,404  |
| 2016    | 495,425,940 | 66,462,312 | 24,355,036 | 32,782,449 | 124,432,941 | 6,442,963 | 12,458,894 | 12,220,455 | 6,608,530  |
| 2017    | 573,694,421 | 68,609,728 | 26,816,141 | 39,112,281 | 142,120,000 | 8,483,847 | 11,651,939 | 14,898,398 | 8,403,680  |
| 2018    | 604,859,657 | 72,719,932 | 30,528,580 | 45,996,441 | 162,125,055 | 9,372,657 | 11,782,182 | 20,783,511 | 8,833,195  |
| 2019    | 542,232,610 | 73,343,898 | 28,420,213 | 31,912,876 | 136,202,533 | 8,685,737 | 12,768,034 | 15,666,310 | 7,650,051  |
| 2019. 4 | 48,781,156  | 6,158,443  | 2,277,192  | 2,591,788  | 12,429,813  | 767,488   | 1,361,362  | 1,365,212  | 676,562    |
| 5       | 45,703,948  | 6,500,301  | 2,533,489  | 2,944,595  | 11,014,513  | 760,333   | 986,597    | 1,314,273  | 598,750    |
| 6       | 44,008,404  | 6,249,176  | 2,255,619  | 2,871,892  | 10,422,956  | 699,696   | 822,704    | 1,279,975  | 638,613    |
| 7       | 46,078,221  | 6,113,230  | 2,545,212  | 2,761,539  | 11,444,067  | 657,746   | 1,061,854  | 1,162,373  | 663,351    |
| 8       | 44,020,065  | 5,619,803  | 2,243,165  | 2,578,176  | 11,287,793  | 650,596   | 1,283,150  | 1,358,374  | 603,004    |
| 9       | 44,629,053  | 5,690,676  | 2,310,566  | 2,825,992  | 11,362,386  | 699,791   | 925,188    | 1,322,317  | 597,691    |
| 10      | 46,648,756  | 6,357,758  | 2,372,581  | 2,478,884  | 12,243,754  | 769,706   | 962,190    | 1,602,219  | 678,570    |
| 11      | 44,040,722  | 6,265,034  | 2,410,613  | 2,454,636  | 11,888,955  | 662,623   | 793,338    | 1,119,454  | 612,984    |
| 12      | 45,668,341  | 6,418,400  | 2,296,481  | 2,609,215  | 12,296,986  | 789,672   | 1,098,868  | 1,447,152  | 567,730    |
| 2020. 1 | 43,122,923  | 5,744,014  | 2,434,728  | 2,193,937  | 9,645,824   | 728,835   | 1,084,473  | 1,177,188  | 589,016    |
| 2       | 40,892,268  | 5,936,653  | 2,265,568  | 2,547,785  | 8,827,088   | 592,165   | 1,148,872  | 1,066,204  | 601,410    |
| 3       | 46,352,768  | 7,293,868  | 2,492,148  | 3,173,410  | 10,684,398  | 891,810   | 966,083    | 1,280,173  | 641,145    |
| 4       | 36,550,034  | 5,326,203  | 2,003,936  | 2,392,050  | 10,203,532  | 786,267   | 762,053    | 1,288,976  | 448,330    |

|         | Philippines | United Arab Emirates | India      | Netherlands | Vietnam    | France    | Denmark   | Russia     | Saudi Arabia |
|---------|-------------|----------------------|------------|-------------|------------|-----------|-----------|------------|--------------|
| 2013    | 8,783,427   | 5,737,664            | 11,375,792 | 5,512,228   | 21,087,582 | 3,487,970 | 1,273,631 | 11,149,103 | 8,827,722    |
| 2014    | 10,032,489  | 7,211,628            | 12,782,490 | 5,296,459   | 22,351,690 | 2,639,283 | 2,232,440 | 10,129,249 | 8,287,511    |
| 2015    | 8,317,925   | 6,076,775            | 12,029,587 | 4,024,075   | 27,770,750 | 2,581,265 | 1,416,978 | 4,685,732  | 9,481,872    |
| 2016    | 7,278,420   | 5,869,962            | 11,596,286 | 3,820,901   | 32,630,457 | 2,468,057 | 333,428   | 4,768,751  | 5,643,867    |
| 2017    | 10,593,713  | 5,388,883            | 15,055,543 | 4,649,290   | 47,753,839 | 2,994,673 | 1,496,269 | 6,906,618  | 5,147,056    |
| 2018    | 12,037,254  | 4,588,472            | 15,606,221 | 4,775,167   | 48,622,098 | 3,540,796 | 1,094,176 | 7,320,899  | 3,951,951    |
| 2019    | 8,365,340   | 3,469,772            | 15,096,302 | 4,243,113   | 48,177,749 | 3,317,472 | 447,817   | 7,774,133  | 3,697,120    |
| 2019. 4 | 725,998     | 263,329              | 1,322,356  | 582,380     | 4,197,072  | 326,749   | 33,907    | 697,127    | 288,894      |
| 5       | 716,841     | 314,175              | 1,414,633  | 351,871     | 3,648,722  | 264,234   | 39,043    | 747,590    | 253,962      |
| 6       | 723,905     | 323,594              | 1,271,463  | 321,891     | 3,589,372  | 248,420   | 44,271    | 650,126    | 297,053      |
| 7       | 783,143     | 295,063              | 1,367,290  | 373,796     | 4,220,824  | 293,653   | 45,673    | 685,976    | 358,419      |
| 8       | 645,902     | 307,044              | 1,284,406  | 301,571     | 4,484,556  | 275,581   | 30,751    | 637,943    | 326,405      |
| 9       | 646,316     | 263,563              | 1,149,114  | 307,347     | 4,229,158  | 299,923   | 36,148    | 680,767    | 321,590      |
| 10      | 612,362     | 314,710              | 1,155,432  | 280,603     | 4,209,045  | 254,439   | 35,139    | 635,309    | 365,036      |
| 11      | 642,696     | 305,557              | 1,038,294  | 352,246     | 4,052,033  | 237,012   | 51,784    | 594,627    | 331,281      |
| 12      | 661,613     | 333,966              | 1,080,150  | 333,858     | 3,879,352  | 281,410   | 38,759    | 571,978    | 366,086      |
| 2020. 1 | 715,762     | 348,132              | 1,228,478  | 279,531     | 4,082,709  | 369,374   | 28,986    | 525,261    | 255,870      |
| 2       | 639,431     | 340,531              | 1,385,489  | 356,481     | 3,933,432  | 223,655   | 28,472    | 541,093    | 271,542      |
| 3       | 577,033     | 369,668              | 1,231,019  | 398,791     | 4,003,963  | 265,741   | 36,161    | 580,713    | 377,911      |
| 4       | 587,129     | 271,674              | 532,587    | 340,143     | 2,725,801  | 222,909   | 35,495    | 427,078    | 277,978      |

: 1)

:

2. Exports by Principal Country <sup>1)</sup>

See headnote, table 4, page 289.

In thousand U.S. dollars

| Panama    | Thailand  | United Kingdom | Liberia   | Malaysia  | Canada    | Mexico     | Australia  |         |
|-----------|-----------|----------------|-----------|-----------|-----------|------------|------------|---------|
| 3,484,594 | 8,071,656 | 4,727,085      | 3,512,923 | 8,587,757 | 5,202,855 | 9,727,377  | 9,563,090  | 2013    |
| 2,764,664 | 7,599,142 | 5,782,610      | 2,976,249 | 7,582,611 | 4,916,629 | 10,846,018 | 10,282,512 | 2014    |
| 2,230,250 | 6,361,610 | 7,390,096      | 1,299,339 | 7,735,293 | 4,623,244 | 10,891,938 | 10,830,635 | 2015    |
| 1,440,987 | 6,481,531 | 6,288,403      | 3,630,394 | 7,533,347 | 4,884,917 | 9,720,804  | 7,500,743  | 2016    |
| 1,642,050 | 7,467,041 | 8,121,800      | 1,305,070 | 8,044,985 | 4,717,661 | 10,932,591 | 19,861,647 | 2017    |
| 2,007,502 | 8,504,994 | 6,358,760      | 1,399,007 | 8,993,879 | 5,743,231 | 11,458,233 | 9,610,425  | 2018    |
| 1,713,357 | 7,804,095 | 5,514,842      | 1,714,137 | 8,843,499 | 5,567,589 | 10,927,016 | 7,890,566  | 2019    |
| 248,305   | 665,504   | 646,880        | 282,286   | 704,578   | 496,223   | 930,782    | 724,294    | 4. 2019 |
| 45,254    | 677,889   | 439,991        | 315,615   | 809,083   | 602,297   | 943,571    | 665,621    | 5       |
| 128,456   | 634,848   | 545,587        | 362,012   | 697,488   | 517,589   | 968,411    | 616,376    | 6       |
| 168,661   | 654,737   | 451,661        | 103,562   | 733,402   | 551,542   | 985,030    | 843,933    | 7       |
| 323,108   | 617,440   | 338,069        | 237       | 798,939   | 405,703   | 871,473    | 615,542    | 8       |
| 107,886   | 662,282   | 359,590        | 10,130    | 744,023   | 375,182   | 886,426    | 592,563    | 9       |
| 187,860   | 642,156   | 372,159        | 48,110    | 773,673   | 468,325   | 911,523    | 709,472    | 10      |
| 163,668   | 671,584   | 299,791        | 113,120   | 598,023   | 393,447   | 766,331    | 660,667    | 11      |
| 205,720   | 593,367   | 389,963        | 170,511   | 706,421   | 373,822   | 811,511    | 618,957    | 12      |
| 196,946   | 606,120   | 360,607        | 573,334   | 2,283,877 | 435,430   | 720,471    | 553,800    | 1. 2020 |
| 144,457   | 646,309   | 378,108        | 295,928   | 690,357   | 383,676   | 733,615    | 461,925    | 2       |
| 47,606    | 597,471   | 411,263        | 103,408   | 715,645   | 529,399   | 841,007    | 578,050    | 3       |
| 198,300   | 514,699   | 370,134        | 38,031    | 538,574   | 293,894   | 530,208    | 397,867    | 4       |

| Brazil    | Italy     | Spain     | Argentina | Bangladesh | Belgium   | Chile     | Pakistan  |         |
|-----------|-----------|-----------|-----------|------------|-----------|-----------|-----------|---------|
| 9,688,236 | 3,125,722 | 1,682,123 | 1,074,647 | 1,427,204  | 2,240,758 | 2,458,198 | 818,990   | 2013    |
| 8,922,091 | 3,473,076 | 2,068,471 | 753,793   | 1,235,935  | 2,454,703 | 2,083,323 | 769,963   | 2014    |
| 5,494,896 | 3,531,214 | 2,171,040 | 1,046,851 | 1,208,795  | 2,023,313 | 1,742,342 | 790,067   | 2015    |
| 4,456,543 | 3,163,433 | 2,328,644 | 795,651   | 1,158,421  | 2,426,491 | 1,611,306 | 828,672   | 2016    |
| 5,505,232 | 3,757,903 | 2,790,573 | 836,174   | 1,276,319  | 2,795,324 | 1,530,002 | 1,006,764 | 2017    |
| 4,883,693 | 4,493,008 | 3,027,371 | 536,361   | 1,238,299  | 3,246,213 | 1,807,484 | 1,018,001 | 2018    |
| 4,809,207 | 3,773,365 | 2,769,854 | 341,475   | 1,282,342  | 2,707,100 | 1,214,356 | 832,713   | 2019    |
| 422,632   | 361,260   | 255,974   | 31,983    | 101,408    | 230,839   | 149,628   | 75,084    | 4. 2019 |
| 449,469   | 366,191   | 226,908   | 35,286    | 123,848    | 240,735   | 109,958   | 90,352    | 5       |
| 435,347   | 289,441   | 222,665   | 29,069    | 93,417     | 232,669   | 107,992   | 61,701    | 6       |
| 425,148   | 333,922   | 267,703   | 30,701    | 79,874     | 245,433   | 101,345   | 74,164    | 7       |
| 407,401   | 291,362   | 212,089   | 26,795    | 90,017     | 189,432   | 90,102    | 63,611    | 8       |
| 365,310   | 258,677   | 225,821   | 23,178    | 140,567    | 208,201   | 81,548    | 58,617    | 9       |
| 380,897   | 255,976   | 184,522   | 19,076    | 98,195     | 167,295   | 101,799   | 72,985    | 10      |
| 317,972   | 241,430   | 202,635   | 23,974    | 123,488    | 223,422   | 68,642    | 62,441    | 11      |
| 362,564   | 318,562   | 238,582   | 23,786    | 124,426    | 210,079   | 83,737    | 75,798    | 12      |
| 319,623   | 290,005   | 189,041   | 48,346    | 95,953     | 249,549   | 73,457    | 68,971    | 1. 2020 |
| 359,941   | 265,156   | 192,276   | 37,432    | 107,458    | 252,234   | 54,173    | 103,054   | 2       |
| 358,805   | 306,900   | 232,569   | 41,518    | 130,754    | 261,028   | 95,003    | 99,059    | 3       |
| 237,837   | 214,895   | 167,271   | 16,851    | 50,006     | 231,906   | 41,620    | 52,356    | 4       |

Note: 1) The figures for the latest month are preliminary.

Source: The Korea International Trade Association.

## 2. ( )<sup>1)</sup> Exports by Principal Country (Cont'd)

| : 1,000 |    | In thousand U.S. dollars |            |              |             |           |           |           |           |
|---------|----|--------------------------|------------|--------------|-------------|-----------|-----------|-----------|-----------|
|         |    | Egypt                    | Sweden     | South Africa | Sri Lanka   | Israel    | Turkey    | Poland    | Cyprus    |
| 2013    |    | 1,534,529                | 872,971    | 2,697,795    | 299,315     | 1,464,116 | 5,657,826 | 3,600,729 | 66,369    |
| 2014    |    | 2,363,828                | 871,068    | 1,475,573    | 314,125     | 1,224,845 | 6,664,732 | 3,849,508 | 31,014    |
| 2015    |    | 2,178,931                | 699,043    | 1,262,447    | 277,841     | 1,179,523 | 6,249,319 | 2,807,488 | 26,710    |
| 2016    |    | 1,768,981                | 804,249    | 950,180      | 275,512     | 1,274,743 | 5,385,010 | 2,912,120 | 783,901   |
| 2017    |    | 1,324,894                | 895,553    | 969,810      | 286,837     | 1,268,293 | 6,154,872 | 3,116,364 | 764,864   |
| 2018    |    | 1,846,769                | 1,046,596  | 1,021,977    | 281,699     | 1,448,112 | 5,980,358 | 4,333,707 | 1,390,752 |
| 2019    |    | 1,573,207                | 1,070,505  | 834,075      | 235,237     | 1,426,747 | 5,297,808 | 5,314,955 | 42,622    |
| 2019.   | 4  | 113,689                  | 98,666     | 72,037       | 22,444      | 109,574   | 518,526   | 419,023   | 2,860     |
|         | 5  | 130,521                  | 97,583     | 84,147       | 17,324      | 96,914    | 452,372   | 450,457   | 2,755     |
|         | 6  | 120,183                  | 68,516     | 70,988       | 15,880      | 84,618    | 403,977   | 375,726   | 2,246     |
|         | 7  | 154,974                  | 109,433    | 77,769       | 22,781      | 80,233    | 474,840   | 463,497   | 4,438     |
|         | 8  | 86,146                   | 89,990     | 67,909       | 15,013      | 114,932   | 399,731   | 390,101   | 2,316     |
|         | 9  | 85,767                   | 94,904     | 73,167       | 19,790      | 117,367   | 438,605   | 449,676   | 5,950     |
|         | 10 | 114,732                  | 86,819     | 60,283       | 18,007      | 106,507   | 484,139   | 533,392   | 5,216     |
|         | 11 | 104,123                  | 98,798     | 65,711       | 19,285      | 221,074   | 409,870   | 460,466   | 3,042     |
|         | 12 | 136,023                  | 88,745     | 69,419       | 23,350      | 111,286   | 456,863   | 598,640   | 4,170     |
| 2020.   | 1  | 112,562                  | 66,921     | 56,390       | 16,321      | 94,701    | 463,091   | 443,421   | 4,585     |
|         | 2  | 93,014                   | 57,318     | 53,650       | 14,179      | 89,985    | 583,203   | 370,020   | 1,560     |
|         | 3  | 119,143                  | 57,771     | 61,971       | 16,332      | 124,605   | 609,447   | 470,000   | 2,219     |
|         | 4  | 80,650                   | 61,563     | 42,677       | 6,061       | 134,641   | 382,110   | 347,584   | 1,885     |
|         |    |                          |            |              |             |           |           |           |           |
|         |    | Iran                     | Uzbekistan | Colombia     | Switzerland | Austria   | Norway    | Syria     | Portugal  |
| 2013    |    | 4,480,902                | 1,968,036  | 1,342,312    | 872,192     | 606,904   | 1,539,407 | 445,464   | 334,104   |
| 2014    |    | 4,162,243                | 2,032,460  | 1,509,399    | 313,643     | 937,826   | 1,669,793 | 422,812   | 493,240   |
| 2015    |    | 3,730,938                | 1,284,047  | 1,128,951    | 1,485,218   | 882,326   | 4,779,031 | 209,267   | 525,894   |
| 2016    |    | 3,716,567                | 927,671    | 853,196      | 557,751     | 840,046   | 3,509,299 | 193,803   | 435,995   |
| 2017    |    | 4,021,061                | 1,180,445  | 813,718      | 487,975     | 959,364   | 4,678,529 | 215,651   | 458,723   |
| 2018    |    | 2,294,784                | 2,117,451  | 1,011,626    | 496,532     | 1,077,184 | 2,874,937 | 149,346   | 579,368   |
| 2019    |    | 282,002                  | 2,338,438  | 1,143,075    | 588,666     | 864,802   | 1,801,976 | 142,163   | 504,686   |
| 2019.   | 4  | 34,022                   | 189,431    | 82,547       | 57,080      | 66,456    | 84,201    | 17,287    | 44,825    |
|         | 5  | 14,902                   | 191,536    | 78,045       | 41,661      | 69,524    | 85,109    | 14,013    | 36,512    |
|         | 6  | 15,250                   | 158,830    | 88,068       | 72,849      | 60,811    | 235,235   | 7,661     | 33,606    |
|         | 7  | 20,690                   | 185,895    | 91,831       | 57,432      | 66,455    | 77,751    | 11,631    | 39,899    |
|         | 8  | 23,783                   | 184,361    | 70,500       | 39,333      | 75,350    | 264,006   | 10,373    | 41,969    |
|         | 9  | 20,560                   | 211,953    | 148,654      | 54,798      | 87,712    | 146,589   | 5,351     | 45,421    |
|         | 10 | 18,716                   | 209,297    | 111,517      | 57,810      | 88,507    | 133,351   | 17,102    | 39,530    |
|         | 11 | 13,984                   | 237,142    | 130,644      | 54,724      | 62,411    | 51,322    | 13,156    | 50,571    |
|         | 12 | 22,732                   | 244,419    | 95,016       | 37,155      | 67,420    | 181,516   | 12,617    | 46,749    |
| 2020.   | 1  | 14,811                   | 137,037    | 65,212       | 30,789      | 83,880    | 39,120    | 5,840     | 50,701    |
|         | 2  | 18,208                   | 160,850    | 53,190       | 50,982      | 88,488    | 154,213   | 6,217     | 32,520    |
|         | 3  | 14,189                   | 227,993    | 56,829       | 50,225      | 94,655    | 35,517    | 4,629     | 37,039    |
|         | 4  | 13,806                   | 147,486    | 53,547       | 39,406      | 71,776    | 19,936    | 3,699     | 22,240    |

: 1)

:

Note: 1) The figures for the latest month are preliminary.

Source: The Korea International Trade Association.

### 3. Imports by Principal Country

1)

288  
: 1,000

4

See headnote, table 4, page 289.

In thousand U.S. dollars

|       |    | Total       | Japan      | U.S.A      | China       | Germany    | Saudi Arabia | Australia  | Indonesia  | Canada    |
|-------|----|-------------|------------|------------|-------------|------------|--------------|------------|------------|-----------|
| 2013  |    | 515,585,515 | 60,029,355 | 41,511,916 | 83,052,877  | 19,335,968 | 37,665,214   | 20,784,616 | 13,189,998 | 4,717,331 |
| 2014  |    | 525,514,506 | 53,768,313 | 45,283,254 | 90,082,226  | 21,298,750 | 36,694,536   | 20,413,019 | 12,266,260 | 5,442,591 |
| 2015  |    | 436,498,973 | 45,853,834 | 44,024,430 | 90,250,275  | 20,956,544 | 19,561,487   | 16,437,806 | 8,850,394  | 3,983,082 |
| 2016  |    | 406,192,887 | 47,466,592 | 43,215,929 | 86,980,135  | 18,917,005 | 15,741,673   | 15,175,870 | 8,285,343  | 3,942,541 |
| 2017  |    | 478,478,296 | 55,124,725 | 50,749,363 | 97,860,114  | 19,748,687 | 19,590,480   | 19,159,711 | 9,570,960  | 5,042,593 |
| 2018  |    | 535,202,428 | 54,603,749 | 58,868,313 | 106,488,592 | 20,853,971 | 26,335,761   | 20,718,640 | 11,161,192 | 5,753,279 |
| 2019  |    | 503,342,947 | 47,580,853 | 61,878,564 | 107,228,736 | 19,936,937 | 21,840,581   | 20,608,238 | 8,819,773  | 5,758,663 |
| 2019. | 4  | 45,047,164  | 4,632,881  | 5,585,755  | 9,793,054   | 1,619,274  | 2,092,098    | 1,562,612  | 856,863    | 468,238   |
|       | 5  | 43,619,667  | 3,715,764  | 5,512,696  | 9,943,419   | 1,613,922  | 1,955,037    | 1,760,505  | 715,305    | 471,156   |
|       | 6  | 40,104,812  | 3,881,638  | 4,671,519  | 8,656,551   | 1,501,146  | 2,048,878    | 1,717,384  | 661,052    | 498,128   |
|       | 7  | 43,762,245  | 4,203,610  | 5,383,261  | 9,392,846   | 1,951,887  | 1,878,079    | 1,799,034  | 727,866    | 443,989   |
|       | 8  | 42,457,250  | 3,886,997  | 5,175,083  | 8,312,968   | 1,827,951  | 2,259,302    | 2,158,989  | 691,679    | 577,336   |
|       | 9  | 38,741,473  | 3,822,451  | 4,758,785  | 8,197,068   | 1,562,558  | 1,511,360    | 1,443,034  | 700,857    | 409,969   |
|       | 10 | 41,396,517  | 3,816,086  | 4,963,127  | 9,215,893   | 1,828,088  | 1,570,485    | 1,793,847  | 689,177    | 499,270   |
|       | 11 | 40,729,215  | 3,523,164  | 5,273,129  | 8,966,004   | 1,601,726  | 1,682,833    | 1,479,839  | 620,690    | 503,393   |
|       | 12 | 43,687,430  | 3,925,130  | 5,871,143  | 9,023,873   | 1,956,463  | 1,526,644    | 1,982,870  | 676,472    | 411,758   |
| 2020. | 1  | 42,790,025  | 3,164,111  | 5,580,638  | 9,424,173   | 1,346,013  | 2,043,624    | 1,917,989  | 681,022    | 280,281   |
|       | 2  | 37,168,919  | 3,771,503  | 5,433,935  | 5,552,953   | 1,524,599  | 1,770,024    | 1,323,584  | 681,450    | 381,405   |
|       | 3  | 42,092,689  | 4,393,935  | 5,388,228  | 8,949,028   | 1,986,604  | 1,658,948    | 1,577,515  | 756,390    | 372,259   |
|       | 4  | 37,942,846  | 3,989,351  | 5,038,913  | 9,619,908   | 1,851,787  | 944,301      | 1,524,242  | 633,814    | 400,867   |

|       |    | Italy     | Malaysia   | France    | Taiwan     | Vietnam    | United Kingdom | 가<br>Singapore | Iran      | Russia     |
|-------|----|-----------|------------|-----------|------------|------------|----------------|----------------|-----------|------------|
| 2013  |    | 5,383,466 | 11,095,821 | 6,012,939 | 14,632,594 | 7,175,193  | 6,193,715      | 10,369,435     | 5,564,403 | 11,495,500 |
| 2014  |    | 6,260,922 | 11,097,901 | 6,823,519 | 15,689,769 | 7,990,325  | 7,446,596      | 11,303,182     | 4,578,119 | 15,669,238 |
| 2015  |    | 5,824,583 | 8,609,437  | 6,157,606 | 16,653,850 | 9,804,831  | 6,127,123      | 7,942,129      | 2,367,368 | 11,308,287 |
| 2016  |    | 5,424,665 | 7,507,773  | 5,843,135 | 16,403,201 | 12,495,154 | 5,212,314      | 6,806,348      | 4,647,659 | 8,640,613  |
| 2017  |    | 5,695,573 | 8,714,718  | 5,745,778 | 18,072,988 | 16,176,992 | 6,319,224      | 8,904,693      | 7,989,300 | 12,039,530 |
| 2018  |    | 6,302,771 | 10,205,684 | 5,879,163 | 16,738,374 | 19,643,385 | 6,809,491      | 7,974,345      | 4,090,548 | 17,504,050 |
| 2019  |    | 6,449,282 | 9,279,940  | 5,834,602 | 15,717,684 | 21,071,557 | 4,168,905      | 6,660,476      | 2,134,329 | 14,566,507 |
| 2019. | 4  | 527,820   | 665,067    | 517,309   | 1,302,324  | 1,853,324  | 295,075        | 568,477        | 849,204   | 1,034,949  |
|       | 5  | 546,037   | 733,334    | 576,153   | 1,284,695  | 1,500,624  | 370,793        | 540,514        | 881       | 1,056,367  |
|       | 6  | 554,096   | 676,814    | 450,618   | 1,261,269  | 1,516,166  | 276,531        | 555,466        | 784       | 1,044,752  |
|       | 7  | 615,423   | 711,539    | 522,981   | 1,356,088  | 1,807,002  | 296,564        | 678,675        | 1,740     | 1,312,236  |
|       | 8  | 540,726   | 743,106    | 494,662   | 1,315,184  | 1,989,497  | 456,001        | 489,801        | 709       | 1,272,998  |
|       | 9  | 523,666   | 761,826    | 465,689   | 1,341,141  | 2,185,354  | 252,207        | 543,508        | 394       | 998,326    |
|       | 10 | 493,676   | 872,728    | 480,959   | 1,332,577  | 1,997,409  | 299,211        | 595,770        | 1,373     | 1,461,677  |
|       | 11 | 544,107   | 756,641    | 459,132   | 1,358,674  | 1,600,625  | 310,478        | 470,302        | 581       | 1,248,108  |
|       | 12 | 587,249   | 941,948    | 492,749   | 1,503,714  | 1,520,814  | 363,875        | 690,902        | 859       | 1,239,237  |
| 2020. | 1  | 556,691   | 971,367    | 538,304   | 1,383,404  | 1,845,934  | 386,057        | 877,470        | 751       | 1,267,511  |
|       | 2  | 500,227   | 842,541    | 420,915   | 1,331,486  | 1,498,898  | 270,774        | 581,716        | 1,361     | 1,224,534  |
|       | 3  | 535,000   | 772,846    | 496,500   | 1,480,678  | 1,907,205  | 331,111        | 639,507        | 578       | 1,350,198  |
|       | 4  | 399,680   | 578,640    | 450,670   | 1,265,093  | 1,565,084  | 300,591        | 636,925        | 1,104     | 740,691    |

: 1)

:

Note: 1) The figures for the latest month are preliminary.

Source: The Korea International Trade Association.

3. ( )<sup>1)</sup>

: 1,000

|         | United Arab Emirates | Brazil    | Switzerland | Kuwait     | Netherlands | Oman      | South Africa | Chile     |
|---------|----------------------|-----------|-------------|------------|-------------|-----------|--------------|-----------|
| 2013    | 18,122,897           | 5,573,117 | 2,715,495   | 18,725,097 | 4,213,728   | 4,783,308 | 1,729,269    | 4,657,503 |
| 2014    | 16,194,256           | 4,907,128 | 2,755,335   | 16,892,033 | 4,605,487   | 4,596,803 | 1,623,905    | 4,810,134 |
| 2015    | 8,614,672            | 4,058,698 | 2,454,398   | 8,973,358  | 4,349,307   | 2,888,281 | 1,415,943    | 4,402,094 |
| 2016    | 6,941,053            | 3,444,723 | 2,350,355   | 7,262,270  | 4,229,489   | 2,367,845 | 1,331,677    | 3,704,299 |
| 2017    | 9,557,058            | 3,702,337 | 2,734,694   | 9,593,955  | 6,141,584   | 2,333,294 | 2,308,884    | 3,803,895 |
| 2018    | 9,287,378            | 3,908,060 | 3,037,455   | 12,794,285 | 6,896,946   | 2,775,072 | 2,356,475    | 4,474,551 |
| 2019    | 8,991,147            | 4,295,597 | 2,979,725   | 10,771,088 | 4,195,815   | 2,675,102 | 2,185,675    | 3,959,509 |
| 2019. 4 | 860,892              | 299,847   | 242,430     | 907,349    | 539,823     | 220,361   | 269,816      | 420,991   |
| 5       | 735,411              | 276,852   | 271,206     | 1,091,580  | 369,281     | 221,166   | 167,757      | 320,792   |
| 6       | 596,437              | 195,794   | 229,065     | 753,985    | 440,086     | 228,059   | 192,013      | 468,904   |
| 7       | 832,036              | 324,558   | 291,100     | 794,570    | 420,218     | 227,194   | 161,612      | 401,032   |
| 8       | 797,291              | 397,522   | 232,653     | 1,027,864  | 365,115     | 174,827   | 139,342      | 247,286   |
| 9       | 490,336              | 338,499   | 241,220     | 1,012,957  | 174,057     | 194,867   | 232,493      | 279,227   |
| 10      | 970,120              | 468,308   | 257,565     | 593,718    | 163,405     | 222,397   | 221,062      | 339,311   |
| 11      | 835,384              | 465,989   | 253,691     | 928,014    | 259,653     | 178,662   | 128,013      | 205,181   |
| 12      | 1,125,058            | 424,654   | 246,418     | 928,789    | 425,194     | 233,661   | 196,857      | 206,025   |
| 2020. 1 | 889,075              | 346,998   | 233,075     | 709,491    | 224,336     | 329,234   | 139,360      | 321,334   |
| 2       | 968,881              | 268,375   | 224,327     | 902,667    | 332,910     | 288,736   | 104,417      | 265,531   |
| 3       | 578,648              | 408,489   | 210,321     | 509,220    | 813,753     | 217,189   | 92,012       | 349,305   |
| 4       | 335,223              | 331,878   | 197,172     | 437,584    | 319,996     | 145,687   | 176,871      | 300,521   |

|         | Belgium   | Philippines | Finland   | Denmark | Ecuador | Austria   | Qatar      | Papua New Guinea |
|---------|-----------|-------------|-----------|---------|---------|-----------|------------|------------------|
| 2013    | 1,585,905 | 3,706,235   | 1,283,177 | 918,943 | 48,399  | 1,382,572 | 25,873,843 | 233,191          |
| 2014    | 1,830,528 | 3,331,239   | 1,355,995 | 994,309 | 342,493 | 1,344,329 | 25,723,055 | 162,266          |
| 2015    | 1,431,280 | 3,251,634   | 1,083,191 | 997,372 | 245,724 | 1,176,688 | 16,474,762 | 315,679          |
| 2016    | 1,073,241 | 3,228,542   | 919,819   | 736,465 | 94,246  | 1,091,852 | 10,081,309 | 141,923          |
| 2017    | 1,273,459 | 3,702,312   | 975,347   | 720,580 | 127,803 | 1,615,096 | 11,267,090 | 195,473          |
| 2018    | 1,496,229 | 3,569,396   | 1,348,951 | 793,020 | 116,893 | 1,810,162 | 16,293,627 | 319,036          |
| 2019    | 1,322,555 | 3,658,008   | 1,116,595 | 892,900 | 250,479 | 1,553,388 | 13,036,553 | 383,272          |
| 2019. 4 | 111,897   | 359,417     | 86,690    | 79,548  | 13,413  | 128,480   | 858,842    | 11,126           |
| 5       | 103,358   | 383,131     | 80,409    | 102,405 | 12,638  | 126,876   | 1,022,133  | 2,927            |
| 6       | 98,237    | 377,536     | 93,913    | 53,767  | 136,547 | 106,896   | 1,228,426  | 21,750           |
| 7       | 114,441   | 328,980     | 107,180   | 86,263  | 10,385  | 115,106   | 971,397    | 24,318           |
| 8       | 113,962   | 291,530     | 107,421   | 65,339  | 10,842  | 161,957   | 1,362,811  | 55,854           |
| 9       | 107,980   | 257,691     | 95,608    | 63,489  | 8,991   | 138,426   | 1,007,386  | 69,109           |
| 10      | 108,667   | 303,354     | 102,801   | 72,278  | 7,394   | 145,786   | 774,160    | 53,338           |
| 11      | 95,931    | 273,031     | 76,470    | 70,554  | 7,820   | 111,555   | 1,051,316  | 57,717           |
| 12      | 134,516   | 272,369     | 68,533    | 88,843  | 7,780   | 165,790   | 1,158,662  | 25,173           |
| 2020. 1 | 144,210   | 256,477     | 62,520    | 81,413  | 12,774  | 128,128   | 1,085,919  | 17,014           |
| 2       | 145,158   | 236,785     | 61,738    | 67,204  | 6,631   | 115,902   | 920,836    | 23,324           |
| 3       | 125,321   | 304,943     | 79,671    | 76,010  | 7,528   | 138,899   | 692,507    | 23,775           |
| 4       | 111,817   | 205,378     | 66,965    | 75,984  | 6,835   | 116,022   | 703,211    | 34,117           |

: 1)

:

3. Imports by Principal Country (Cont'd)<sup>1)</sup>

In thousand U.S. dollars

| Spain     | New Zealand | Hong Kong | Thailand  | Sweden    | Panama    | India     | Yemen     |         |
|-----------|-------------|-----------|-----------|-----------|-----------|-----------|-----------|---------|
| 1,597,030 | 1,395,172   | 1,929,242 | 5,231,003 | 1,624,890 | 516,357   | 6,180,172 | 1,663,255 | 2013    |
| 2,887,540 | 1,526,481   | 1,749,889 | 5,344,776 | 1,799,801 | 495,355   | 5,274,668 | 2,391,853 | 2014    |
| 2,335,070 | 1,225,020   | 1,493,026 | 4,854,350 | 1,591,657 | 390,764   | 4,240,565 | 361,343   | 2015    |
| 2,004,620 | 1,098,265   | 1,614,845 | 4,562,808 | 1,592,819 | 339,258   | 4,189,284 | 16,712    | 2016    |
| 1,953,078 | 1,214,212   | 1,879,331 | 5,204,674 | 1,761,643 | 141,295   | 4,947,847 | 43,089    | 2017    |
| 2,504,152 | 1,380,038   | 1,997,322 | 5,582,443 | 1,861,577 | 153,026   | 5,884,707 | 53,330    | 2018    |
| 2,651,355 | 1,299,866   | 1,779,542 | 5,317,602 | 1,744,362 | 86,767    | 5,565,259 | 43,173    | 2019    |
| 185,140   | 125,308     | 178,317   | 499,067   | 154,022   | 12,479    | 430,893   | 4,580     | 4. 2019 |
| 147,268   | 150,647     | 219,682   | 455,992   | 173,911   | 5,599     | 568,308   | 5,383     | 5       |
| 177,751   | 129,598     | 109,543   | 481,495   | 104,361   | 3,063     | 523,080   | 1,819     | 6       |
| 404,518   | 121,138     | 160,270   | 489,135   | 150,529   | 2,135     | 449,310   | 2,125     | 7       |
| 135,962   | 104,069     | 138,092   | 402,955   | 117,078   | 16,228    | 465,467   | 3,141     | 8       |
| 136,773   | 77,648      | 125,629   | 404,788   | 104,607   | 14,513    | 458,360   | 3,803     | 9       |
| 165,743   | 92,236      | 120,952   | 453,105   | 148,039   | 5,352     | 463,397   | 3,353     | 10      |
| 354,043   | 77,772      | 161,674   | 384,252   | 174,181   | 2,569     | 462,664   | 4,103     | 11      |
| 158,874   | 97,280      | 113,192   | 422,480   | 144,321   | 7,507     | 526,575   | 6,187     | 12      |
| 178,872   | 97,521      | 126,713   | 430,021   | 135,625   | 13,704    | 567,881   | 3,188     | 1. 2020 |
| 129,608   | 83,883      | 129,020   | 446,237   | 112,425   | 53,938    | 516,326   | 2,966     | 2       |
| 151,711   | 85,432      | 116,434   | 460,528   | 138,135   | 23,105    | 501,222   | 4,098     | 3       |
| 135,643   | 117,885     | 152,427   | 421,537   | 143,445   | 10,059    | 439,982   | 3,236     | 4       |
| Pakistan  | Mexico      | Ireland   | Bahrain   | Egypt     | Israel    | Norway    | Turkey    |         |
| 522,060   | 2,300,742   | 833,344   | 598,647   | 1,015,832 | 856,219   | 3,655,683 | 691,870   | 2013    |
| 401,916   | 3,268,495   | 935,408   | 615,508   | 531,711   | 959,741   | 2,841,303 | 655,159   | 2014    |
| 284,514   | 3,464,245   | 1,006,447 | 498,739   | 218,406   | 870,315   | 2,627,898 | 789,555   | 2015    |
| 283,010   | 3,695,371   | 1,210,773 | 248,213   | 62,466    | 864,787   | 1,656,459 | 742,405   | 2016    |
| 317,443   | 4,407,479   | 1,148,370 | 393,886   | 89,643    | 1,167,007 | 1,287,844 | 781,802   | 2017    |
| 379,953   | 5,090,068   | 1,171,924 | 562,955   | 312,645   | 1,271,467 | 1,629,754 | 1,188,879 | 2018    |
| 418,831   | 6,159,866   | 1,188,611 | 513,918   | 282,013   | 901,205   | 1,325,357 | 1,189,057 | 2019    |
| 36,018    | 594,054     | 117,659   | 31,366    | 22,598    | 81,577    | 116,257   | 93,867    | 4. 2019 |
| 43,767    | 438,179     | 110,447   | 18,732    | 6,401     | 81,883    | 95,430    | 136,770   | 5       |
| 54,953    | 498,697     | 80,146    | 60,191    | 5,396     | 65,273    | 100,380   | 94,266    | 6       |
| 26,280    | 552,652     | 107,043   | 22,533    | 12,313    | 76,024    | 126,318   | 112,942   | 7       |
| 26,172    | 470,066     | 93,502    | 58,811    | 20,758    | 83,749    | 114,727   | 62,048    | 8       |
| 19,534    | 519,903     | 84,263    | 38,070    | 81,672    | 84,450    | 82,793    | 77,369    | 9       |
| 31,121    | 544,519     | 102,136   | 41,345    | 7,936     | 56,405    | 96,768    | 78,223    | 10      |
| 19,829    | 435,420     | 123,480   | 20,583    | 25,885    | 66,442    | 103,920   | 124,190   | 11      |
| 38,547    | 616,241     | 89,085    | 79,698    | 64,965    | 72,779    | 170,283   | 125,676   | 12      |
| 15,466    | 643,360     | 96,110    | 23,909    | 46,892    | 88,341    | 109,230   | 108,629   | 1. 2020 |
| 24,257    | 515,187     | 104,973   | 47,904    | 48,754    | 83,671    | 173,347   | 70,197    | 2       |
| 29,148    | 587,030     | 98,350    | 73,943    | 45,588    | 97,006    | 97,194    | 127,261   | 3       |
| 13,802    | 471,763     | 83,608    | 28,214    | 33,607    | 75,290    | 105,172   | 112,420   | 4       |

Note: 1) The figures for the latest month are preliminary.

Source: The Korea International Trade Association.

## 4.

1)

| 단위 : 100 |    | FOB                   | CIF                   | SKTC                                     | (HS/K)  |           |
|----------|----|-----------------------|-----------------------|--|---|-----------|
| Total    |    | Food and live animals | Beverages and tobacco | Crude materials, inedible (except fuels) | Mineral fuels, lubricants and related materials |           |
| 2013     |    | 559,632.4             | 4,870.8               | 1,253.8                                  | 6,706.9   | 54,112.6  |
| 2014     |    | 572,664.6             | 4,988.2               | 1,464.8                                  | 6,419.7   | 52,384.0  |
| 2015     |    | 526,756.5             | 4,712.5               | 1,635.7                                  | 5,483.8   | 33,123.7  |
| 2016     |    | 495,425.9             | 5,093.7               | 1,776.2                                  | 5,184.7   | 27,492.2  |
| 2017     |    | 573,694.4             | 5,368.0               | 1,971.5                                  | 6,497.4   | 36,401.0  |
| 2018     |    | 604,859.7             | 5,697.1               | 1,778.2                                  | 7,075.4   | 47,989.1  |
| 2019     |    | 542,232.6             | 5,999.3               | 1,780.3                                  | 6,347.4   | 42,178.9  |
| 2019.    | 4  | 48,781.2              | 534.7                 | 182.7                                    | 562.4   | 4,005.2   |
|          | 5  | 45,703.9              | 485.2                 | 178.0                                    | 541.1   | 3,646.5   |
|          | 6  | 44,008.4              | 464.5                 | 157.4                                    | 505.6   | 3,129.4   |
|          | 7  | 46,078.2              | 504.3                 | 154.1                                    | 573.4   | 3,676.4   |
|          | 8  | 44,020.1              | 482.9                 | 149.5                                    | 534.6   | 3,690.4   |
|          | 9  | 44,629.1              | 459.3                 | 131.7                                    | 525.7   | 3,637.9   |
|          | 10 | 46,648.8              | 550.1                 | 137.3                                    | 509.9   | 3,467.9   |
|          | 11 | 44,040.7              | 549.4                 | 135.0                                    | 467.8   | 3,566.8   |
|          | 12 | 45,668.3              | 573.1                 | 136.8                                    | 575.9   | 3,422.7   |
| 2020.    | 1  | 43,122.9              | 464.4                 | 109.8                                    | 474.7   | 3,479.3   |
|          | 2  | 40,892.3              | 468.5                 | 115.9                                    | 456.3   | 2,867.7   |
|          | 3  | 46,352.8              | 545.6                 | 182.1                                    | 561.7   | 2,534.0   |
|          | 4  | 36,550.0              | 546.5                 | 130.3                                    | 524.5   | 1,768.9   |
| 2013     |    | 515,585.5             | 21,894.3              | 1,006.0                                  | 34,524.2  | 180,431.3 |
| 2014     |    | 525,514.5             | 23,327.5              | 1,062.4                                  | 34,424.2  | 175,610.5 |
| 2015     |    | 436,499.0             | 22,763.0              | 1,048.7                                  | 26,357.8  | 103,400.9 |
| 2016     |    | 406,192.9             | 22,766.8              | 1,168.6                                  | 23,645.9  | 81,756.5  |
| 2017     |    | 478,478.3             | 24,556.6              | 1,327.2                                  | 28,638.2  | 109,952.9 |
| 2018     |    | 535,202.4             | 27,204.5              | 1,558.4                                  | 31,193.5  | 146,953.2 |
| 2019     |    | 503,342.9             | 27,382.8              | 1,348.5                                  | 29,993.3  | 127,340.9 |
| 2019.    | 4  | 45,047.2              | 2,638.4               | 115.8                                    | 2,406.6   | 11,158.8  |
|          | 5  | 43,619.7              | 2,456.8               | 124.2                                    | 2,558.9   | 10,814.7  |
|          | 6  | 40,104.8              | 2,031.0               | 113.4                                    | 2,595.7   | 10,402.6  |
|          | 7  | 43,762.2              | 2,389.1               | 128.5                                    | 2,767.1   | 10,402.8  |
|          | 8  | 42,457.3              | 2,183.7               | 104.8                                    | 2,513.5   | 11,600.5  |
|          | 9  | 38,741.5              | 1,959.2               | 94.5                                     | 2,199.3   | 9,059.8   |
|          | 10 | 41,396.5              | 2,218.1               | 99.2                                     | 2,662.3   | 9,707.7   |
|          | 11 | 40,729.2              | 2,205.0               | 110.9                                    | 2,290.0   | 10,402.7  |
|          | 12 | 43,687.4              | 2,407.2               | 107.3                                    | 2,598.6   | 11,407.1  |
| 2020.    | 1  | 42,790.0              | 2,626.4               | 105.9                                    | 2,438.3   | 12,108.9  |
|          | 2  | 37,168.9              | 2,004.8               | 89.9                                     | 2,067.1   | 10,801.6  |
|          | 3  | 42,092.7              | 2,261.5               | 98.1                                     | 2,402.2   | 9,018.7   |
|          | 4  | 37,942.8              | 2,303.2               | 100.1                                    | 2,578.7   | 6,523.3   |

: 1)

2)

:

## 4. Exports and Imports by Item <sup>1)</sup>

Reference dates are based on the date of customs clearance. Exports are valued at FOB, imports at CIF. Both exports and imports include non-commercial trade and exclude smuggling trade, issued bank notes, negotiable bonds, shares and similar securities. Data of commodities are classified according to "Standard Korean Trade Classification" which was made in conformity with "SITC, Rev. 3".

In million U.S dollars

| Animal and vegetable oils, fats and waxes | Chemicals and related products, n.e.s. | Manufactured goods classified chiefly by material | Machinery and transport equipment | Miscellaneous manufactured articles | Commodities and transactions not classified elsewhere in the SKTC <sup>2)</sup> |         |
|---|--|---|-----------------------------------|-------------------------------------|---|---------|
| Exports                                   |  |   |                                   |                                     |   |         |
| 67.0                                      | 66,167.3                               | 71,686.6  | 305,612.9                         | 47,715.7                            | 1,438.9   | 2013    |
| 59.0                                      | 67,671.4                               | 75,627.5  | 315,071.2                         | 47,802.6                            | 1,176.2   | 2014    |
| 80.5                                      | 58,914.4                               | 67,217.7  | 310,564.6                         | 44,007.0                            | 1,016.4   | 2015    |
| 72.4                                      | 59,457.7                               | 64,807.4  | 290,663.0                         | 39,622.2                            | 1,256.5   | 2016    |
| 78.6                                      | 70,511.6                               | 71,749.1  | 338,485.9                         | 41,908.6                            | 722.7   | 2017    |
| 61.4                                      | 80,688.1                               | 73,907.4  | 345,362.4                         | 41,597.6                            | 702.9   | 2018    |
| 67.4                                      | 74,006.8                               | 68,639.6  | 305,237.8                         | 36,933.2                            | 1,041.9   | 2019    |
| 6.4                                       | 6,613.5                                | 5,958.8   | 27,888.1                          | 2,938.6                             | 90.8  | 4. 2019 |
| 5.8                                       | 6,245.6                                | 6,144.0   | 25,277.1                          | 3,105.5                             | 75.0  | 5       |
| 5.3                                       | 5,554.0                                | 5,645.6   | 25,462.9                          | 2,998.9                             | 84.8  | 6       |
| 5.0                                       | 6,335.2                                | 6,041.1   | 25,554.9                          | 3,169.4                             | 64.5  | 7       |
| 4.7                                       | 6,011.3                                | 5,448.1   | 24,463.7                          | 3,183.3                             | 51.5  | 8       |
| 4.9                                       | 5,889.8                                | 5,230.2   | 25,526.0                          | 3,115.1                             | 108.4   | 9       |
| 6.4                                       | 6,232.6                                | 5,690.9   | 26,574.9                          | 3,412.3                             | 66.6  | 10      |
| 7.2                                       | 5,975.7                                | 5,386.5   | 24,622.6                          | 3,276.7                             | 53.0  | 11      |
| 6.9                                       | 6,427.4                                | 5,780.6   | 25,355.7                          | 3,347.9                             | 41.5  | 12      |
| 5.9                                       | 5,824.2                                | 5,293.7   | 24,290.2                          | 3,053.3                             | 127.3   | 1. 2020 |
| 7.9                                       | 5,685.7                                | 5,477.6   | 22,364.2                          | 3,143.0                             | 305.5   | 2       |
| 9.1                                       | 6,617.4                                | 5,620.3   | 26,515.6                          | 3,550.0                             | 216.9   | 3       |
| 7.7                                       | 5,611.3                                | 4,465.9   | 20,217.5                          | 3,029.3                             | 248.3   | 4       |
| Imports                                   |  |   |                                   |                                     |   |         |
| 1,052.1                                   | 46,911.5                               | 55,141.3  | 134,645.4                         | 38,560.1                            | 1,419.4   | 2013    |
| 1,156.2                                   | 47,497.5                               | 58,031.7  | 141,645.5                         | 41,391.5                            | 1,367.5   | 2014    |
| 960.5                                     | 43,511.4                               | 50,351.8  | 145,371.7                         | 41,410.7                            | 1,322.4   | 2015    |
| 975.6                                     | 42,907.1                               | 47,431.1  | 142,389.3                         | 42,161.5                            | 990.5   | 2016    |
| 1,169.7                                   | 48,753.9                               | 50,782.7  | 162,673.2                         | 48,354.4                            | 2,269.4   | 2017    |
| 1,174.0                                   | 55,153.5                               | 51,957.1  | 166,174.5                         | 52,726.6                            | 1,107.1   | 2018    |
| 1,191.0                                   | 52,064.6                               | 50,493.8  | 162,641.6                         | 49,819.5                            | 1,066.8   | 2019    |
| 115.9                                     | 4,666.1                                | 4,792.1   | 14,735.4                          | 4,347.7                             | 70.4  | 4. 2019 |
| 100.0                                     | 4,309.4                                | 4,457.9   | 14,538.6                          | 4,171.3                             | 87.8  | 5       |
| 96.0                                      | 4,075.4                                | 4,062.2   | 13,029.3                          | 3,616.2                             | 82.9  | 6       |
| 108.2                                     | 4,558.2                                | 4,432.8   | 14,550.1                          | 4,347.9                             | 77.3  | 7       |
| 119.7                                     | 4,110.8                                | 4,019.7   | 13,315.9                          | 4,365.6                             | 123.0   | 8       |
| 106.6                                     | 4,115.7                                | 3,912.2   | 12,677.8                          | 4,515.8                             | 100.5   | 9       |
| 105.9                                     | 4,376.1                                | 4,157.9   | 13,516.4                          | 4,430.6                             | 122.3   | 10      |
| 91.8                                      | 4,203.6                                | 4,057.2   | 13,177.8                          | 4,105.6                             | 84.6  | 11      |
| 96.1                                      | 4,373.6                                | 4,018.7   | 14,216.0                          | 4,360.1                             | 102.8   | 12      |
| 114.4                                     | 4,356.1                                | 3,961.3   | 12,785.6                          | 4,214.1                             | 79.1  | 1. 2020 |
| 98.3                                      | 3,715.0                                | 3,177.1   | 11,729.5                          | 3,410.3                             | 75.2  | 2       |
| 135.2                                     | 4,671.6                                | 4,421.4   | 14,837.3                          | 4,167.4                             | 79.4  | 3       |
| 115.9                                     | 4,312.0                                | 4,102.2   | 13,973.9                          | 3,880.1                             | 53.5  | 4       |

Note: 1) The figures for the latest month are preliminary.

2) Include monetary gold, gold coin and current coins.

Source: The Korea International Trade Association.



## 5.

1)2)

: 100

|         | Current<br>account | Goods     | Exports   | Imports   | Services  | Credit    | Debit     | Primary income | Secondary<br>income |
|---------|--------------------|-----------|-----------|-----------|-----------|-----------|-----------|----------------|---------------------|
| 2006    | 2,094.8            | 24,514.5  | 329,110.9 | 304,596.4 | -13,040.2 | 57,012.0  | 70,052.2  | -4,997.7       | -4,381.8            |
| 2007    | 10,472.5           | 32,436.1  | 382,802.8 | 350,366.7 | -13,039.5 | 71,413.0  | 84,452.5  | -4,536.7       | -4,387.4            |
| 2008    | 1,753.0            | 11,746.1  | 432,909.6 | 421,163.5 | -6,310.7  | 91,045.4  | 97,356.1  | -2,415.6       | -1,266.8            |
| 2009    | 33,087.6           | 48,055.6  | 363,931.1 | 315,875.5 | -9,337.7  | 72,541.3  | 81,879.0  | -3,435.7       | -2,194.6            |
| 2010    | 27,950.5           | 47,932.3  | 463,834.7 | 415,902.4 | -13,972.8 | 82,948.7  | 96,921.5  | -692.5         | -5,316.5            |
| 2011    | 16,638.2           | 28,014.3  | 587,213.0 | 559,198.7 | -12,056.5 | 90,559.7  | 102,616.2 | 5,396.0        | -4,715.6            |
| 2012    | 48,790.6           | 48,589.3  | 603,664.8 | 555,075.5 | -5,057.5  | 103,134.3 | 108,191.8 | 10,732.9       | -5,474.1            |
| 2013    | 77,258.9           | 80,259.0  | 618,393.3 | 538,134.3 | -6,328.8  | 103,324.2 | 109,653.0 | 7,518.0        | -4,189.3            |
| 2014    | 83,029.6           | 86,145.0  | 613,396.5 | 527,251.5 | -3,290.1  | 111,902.3 | 115,192.4 | 5,159.4        | -4,984.7            |
| 2015    | 105,118.6          | 120,275.0 | 543,082.5 | 422,807.5 | -14,625.8 | 97,498.6  | 112,124.4 | 4,454.6        | -4,985.2            |
| 2016    | 97,923.7           | 116,461.7 | 511,926.1 | 395,464.4 | -17,338.4 | 94,809.1  | 112,147.5 | 4,567.1        | -5,766.7            |
| 2017    | 75,230.9           | 113,592.9 | 580,310.2 | 466,717.3 | -36,734.1 | 89,701.3  | 126,435.4 | 5,336.9        | -6,964.8            |
| 2018    | 77,466.5           | 110,086.8 | 626,266.5 | 516,179.7 | -29,369.4 | 103,677.5 | 133,046.9 | 4,901.9        | -8,152.8            |
| 2019    | 59,971.2           | 76,856.0  | 561,962.6 | 485,106.6 | -23,020.8 | 107,631.1 | 130,651.9 | 12,198.8       | -6,062.8            |
| 2018. 3 | 5,210.4            | 9,216.5   | 52,892.6  | 43,676.1  | -2,314.0  | 8,386.4   | 10,700.4  | -1,008.4       | -683.7              |
| 4       | 1,490.4            | 9,402.2   | 51,521.7  | 42,119.5  | -1,970.1  | 8,543.6   | 10,513.7  | -5,269.2       | -672.5              |
| 5       | 8,792.3            | 10,550.2  | 53,843.1  | 43,292.9  | -1,930.4  | 8,836.3   | 10,766.7  | 900.8          | -728.3              |
| 6       | 7,980.1            | 9,413.5   | 52,426.1  | 43,012.6  | -2,230.8  | 8,478.9   | 10,709.7  | 1,361.4        | -564.0              |
| 7       | 8,874.4            | 10,685.3  | 54,312.9  | 43,627.6  | -2,837.4  | 8,224.6   | 11,062.0  | 1,692.5        | -666.0              |
| 8       | 8,581.2            | 10,927.6  | 53,535.2  | 42,607.6  | -2,127.7  | 9,320.2   | 11,447.9  | 444.3          | -663.0              |
| 9       | 11,235.5           | 13,105.2  | 51,493.4  | 38,388.2  | -2,479.1  | 8,177.6   | 10,656.7  | 1,047.4        | -438.0              |
| 10      | 9,473.6            | 10,522.2  | 57,482.0  | 46,959.8  | -2,055.0  | 8,949.1   | 11,004.1  | 1,414.7        | -408.3              |
| 11      | 5,130.6            | 7,504.9   | 51,813.9  | 44,309.0  | -2,193.6  | 8,538.4   | 10,732.0  | 341.8          | -522.5              |
| 12      | 4,914.4            | 6,627.9   | 49,774.7  | 43,146.8  | -1,853.4  | 10,199.1  | 12,052.5  | 880.0          | -740.1              |
| 2019. 1 | 3,296.4            | 5,752.9   | 49,534.4  | 43,781.5  | -3,534.5  | 8,743.1   | 12,277.6  | 1,678.8        | -600.8              |
| 2       | 3,850.3            | 5,424.4   | 40,206.0  | 34,781.6  | -1,543.0  | 8,288.1   | 9,831.1   | 454.6          | -485.7              |
| 3       | 5,039.6            | 8,338.7   | 47,984.3  | 39,645.6  | -2,100.8  | 8,696.8   | 10,797.6  | -614.6         | -583.7              |
| 4       | -393.2             | 5,608.9   | 48,418.3  | 42,809.4  | -1,269.5  | 9,158.0   | 10,427.5  | -4,183.3       | -549.3              |
| 5       | 5,175.5            | 5,503.1   | 48,103.4  | 42,600.3  | -950.6    | 9,877.0   | 10,827.6  | 1,294.7        | -671.7              |
| 6       | 5,665.3            | 6,269.3   | 44,143.1  | 37,873.8  | -2,139.4  | 8,644.4   | 10,783.8  | 2,067.5        | -532.1              |
| 7       | 6,584.6            | 6,182.4   | 48,423.8  | 42,241.4  | -1,547.7  | 9,495.1   | 11,042.8  | 2,468.3        | -518.4              |
| 8       | 4,860.7            | 4,630.9   | 45,328.0  | 40,697.1  | -1,557.5  | 9,160.7   | 10,718.2  | 2,022.4        | -235.1              |
| 9       | 7,759.1            | 8,698.7   | 46,164.9  | 37,466.2  | -2,261.7  | 8,317.8   | 10,579.5  | 1,538.7        | -216.6              |
| 10      | 7,827.2            | 8,028.2   | 49,119.9  | 41,091.7  | -1,718.7  | 8,694.0   | 10,412.7  | 1,826.9        | -309.2              |
| 11      | 5,974.8            | 7,390.9   | 46,497.3  | 39,106.4  | -1,893.9  | 8,638.9   | 10,532.8  | 967.0          | -489.2              |
| 12      | 4,330.9            | 5,027.6   | 48,039.2  | 43,011.6  | -2,503.5  | 9,917.2   | 12,420.7  | 2,677.8        | -871.0              |
| 2020. 1 | 1,006.5            | 1,928.8   | 43,444.2  | 41,515.4  | -2,481.0  | 8,879.7   | 11,360.7  | 1,685.5        | -126.8              |
| 2       | 6,366.9            | 6,419.6   | 41,649.3  | 35,229.7  | -1,332.9  | 7,921.2   | 9,254.1   | 1,247.7        | 32.5                |
| 3       | 6,231.7            | 6,995.7   | 46,417.0  | 39,421.3  | -1,463.1  | 7,095.6   | 8,558.7   | 926.1          | -227.0              |

: 1) (BPM6) (가 , )

2) 2019

3) ( 가 (+), (-))

:

5. Balance of Payments <sup>1)2)</sup>

In million U.S. dollars

| 3)                |                   |                      |  |                  |                |                 |         |
|-------------------|-------------------|----------------------|--|------------------|----------------|-----------------|---------|
| Financial account | Direct investment | Portfolio investment | ( )<br>Financial derivatives, Net assets | Other investment | Reserve assets | Capital account |         |
| 11,966.1          | 3,401.2           | 23,385.7             | -484.4                                   | -36,449.3        | 22,112.9       | -69.0           | 2006    |
| 17,126.1          | 13,004.1          | 27,078.0             | -5,444.8                                 | -32,639.6        | 15,128.4       | 5.7             | 2007    |
| -6,494.8          | 8,349.0           | 2,421.4              | 14,369.4                                 | 24,811.4         | -56,446.0      | 26.4            | 2008    |
| 27,180.9          | 8,378.6           | -51,187.5            | 3,093.0                                  | -1,769.6         | 68,666.4       | -69.6           | 2009    |
| 21,520.5          | 18,724.2          | -42,364.7            | -828.9                                   | 19,019.3         | 26,970.6       | -63.2           | 2010    |
| 22,920.3          | 19,874.7          | -13,142.7            | 1,031.3                                  | 1,204.2          | 13,952.8       | -112.0          | 2011    |
| 48,389.3          | 21,102.8          | -6,747.8             | -2,627.8                                 | 23,477.6         | 13,184.5       | -41.7           | 2012    |
| 78,260.7          | 15,551.2          | 9,344.5              | -4,410.3                                 | 41,479.2         | 16,296.1       | -27.0           | 2013    |
| 86,349.4          | 18,724.9          | 30,608.9             | -3,826.9                                 | 22,956.7         | 17,885.8       | -8.9            | 2014    |
| 102,784.5         | 19,583.0          | 49,529.8             | 1,791.3                                  | 19,827.8         | 12,052.6       | -60.2           | 2015    |
| 99,811.3          | 17,785.2          | 66,970.2             | -3,440.1                                 | 10,880.8         | 7,615.2        | -46.2           | 2016    |
| 84,425.3          | 16,156.5          | 57,853.0             | -8,253.3                                 | 14,312.0         | 4,357.1        | -26.8           | 2017    |
| 76,934.4          | 26,037.8          | 47,420.7             | -1,502.4                                 | -12,517.4        | 17,495.7       | 316.7           | 2018    |
| 60,950.5          | 24,965.3          | 40,121.0             | 5,974.2                                  | -11,576.2        | 1,466.2        | -64.2           | 2019    |
| 5,340.9           | 1,923.4           | 399.2                | -1,497.1                                 | 3,327.6          | 1,187.8        | 1.7             | 3. 2018 |
| 37.2              | 2,189.0           | 4,070.4              | -749.3                                   | -8,591.9         | 3,119.0        | 47.7            | 4       |
| 8,438.8           | 5,146.4           | 2,068.3              | -203.5                                   | -2,280.3         | 3,707.9        | 11.8            | 5       |
| 5,227.1           | 634.9             | -363.6               | 85.3                                     | 1,894.9          | 2,975.6        | -6.7            | 6       |
| 10,504.8          | 2,603.9           | -3,553.7             | 1,023.1                                  | 8,946.4          | 1,485.1        | -6.7            | 7       |
| 8,506.4           | 4,805.0           | 2,208.1              | 756.6                                    | 1,972.3          | -1,235.6       | -3.9            | 8       |
| 9,881.3           | 2,197.3           | 9,886.4              | 316.0                                    | -4,415.2         | 1,896.8        | 73.3            | 9       |
| 10,656.5          | 3,298.3           | 6,891.9              | 509.1                                    | -2,200.4         | 2,157.6        | 82.3            | 10      |
| 3,406.3           | 131.0             | 5,218.7              | 304.2                                    | -2,205.6         | -42.0          | -9.5            | 11      |
| 6,660.4           | 1,969.6           | 7,211.2              | 152.2                                    | -3,312.3         | 639.7          | 146.1           | 12      |
| 2,739.3           | 1,566.6           | 5,012.3              | -161.4                                   | -3,842.9         | 164.7          | -29.4           | 1. 2019 |
| 3,071.4           | 2,499.3           | 3,408.7              | 123.5                                    | -2,373.8         | -586.3         | -14.8           | 2       |
| 6,295.4           | 3,637.5           | 4,786.4              | 526.4                                    | -4,111.5         | 1,456.6        | 5.4             | 3       |
| 674.7             | 3,605.2           | 3,812.6              | 557.1                                    | -6,194.9         | -1,105.3       | -19.5           | 4       |
| 4,911.9           | 2,618.5           | -626.9               | 886.7                                    | 3,368.2          | -1,334.6       | 37.1            | 5       |
| 5,935.4           | 545.1             | -431.1               | 2,377.2                                  | 4,887.6          | -1,443.4       | -2.4            | 6       |
| 5,792.5           | 1,404.1           | 5,171.3              | 525.8                                    | -2,973.4         | 1,664.7        | -3.6            | 7       |
| 4,167.1           | 1,070.9           | -807.2               | 850.6                                    | 4,200.2          | -1,147.4       | -0.6            | 8       |
| 6,071.9           | 2,214.2           | 2,908.8              | 597.8                                    | -1,607.1         | 1,958.2        | -5.4            | 9       |
| 10,242.3          | 1,038.9           | 2,825.0              | -329.5                                   | 6,218.8          | 489.1          | -14.7           | 10      |
| 5,341.0           | 4,003.2           | 4,825.6              | -203.9                                   | -5,191.9         | 1,908.0        | -4.6            | 11      |
| 5,707.6           | 761.8             | 9,235.5              | 223.9                                    | -3,955.5         | -558.1         | -11.7           | 12      |
| 2,554.3           | 1,937.7           | 418.3                | 343.4                                    | -1,606.7         | 1,461.6        | -16.3           | 1. 2020 |
| 5,498.5           | 1,234.2           | 2,503.2              | 931.7                                    | 925.1            | -95.7          | -3.6            | 2       |
| 5,770.4           | 2,479.5           | 7,639.8              | 2,334.1                                  | 2,237.9          | -8,920.9       | -20.1           | 3       |

Note: 1) Due to the implementation of a new international standard (BPM6) (the change in the method to calculate processing trade, the reflection of the reinvestment rate and the change in coverage, etc.), past time-series data was revised.

2) After 2019 figures are preliminary.

3) Positive figures represent an increase of assets/liabilities, and negative figures represent a decrease of assets/liabilities.

Source: The Bank of Korea.

## 6. Trade Indexes and Terms of Trade Indexes

2015=100

|         | Volume index |         | Value index |         | Net barter terms of trade index | Income terms of trade index |
|---------|--------------|---------|-------------|---------|---------------------------------|-----------------------------|
|         | Exports      | Imports | Exports     | Imports |                                 |                             |
| 2017    | 106.3        | 109.8   | 108.4       | 110.5   | 101.3                           | 107.7                       |
| 2018    | 112.7        | 111.3   | 119.8       | 123.7   | 95.6                            | 107.8                       |
| 2019    | 110.3        | 109.5   | 107.4       | 116.1   | 91.8                            | 101.2                       |
| 2018. 3 | 114.9        | 114.4   | 121.8       | 124.0   | 97.7                            | 112.3                       |
| 4       | 111.2        | 112.3   | 118.5       | 121.8   | 98.2                            | 109.2                       |
| 5       | 114.6        | 111.2   | 123.2       | 123.9   | 96.5                            | 110.6                       |
| 6       | 114.7        | 110.1   | 122.6       | 124.8   | 94.3                            | 108.1                       |
| 7       | 114.4        | 109.6   | 122.4       | 123.9   | 94.6                            | 108.2                       |
| 8       | 115.7        | 109.0   | 123.8       | 122.7   | 95.0                            | 109.9                       |
| 9       | 113.0        | 101.6   | 121.3       | 114.1   | 95.6                            | 108.0                       |
| 10      | 122.6        | 118.5   | 131.4       | 135.1   | 94.0                            | 115.2                       |
| 11      | 116.1        | 113.1   | 121.8       | 129.9   | 91.3                            | 106.0                       |
| 12      | 108.2        | 111.3   | 110.7       | 121.7   | 93.5                            | 101.2                       |
| 2019. 1 | 109.1        | 118.2   | 109.6       | 125.6   | 94.5                            | 103.1                       |
| 2       | 94.0         | 96.6    | 94.3        | 102.4   | 94.6                            | 88.9                        |
| 3       | 111.0        | 107.2   | 111.0       | 115.6   | 92.8                            | 103.0                       |
| 4       | 113.6        | 114.8   | 113.5       | 124.4   | 92.2                            | 104.7                       |
| 5       | 110.7        | 110.1   | 109.6       | 120.3   | 90.7                            | 100.3                       |
| 6       | 106.2        | 102.9   | 103.5       | 111.4   | 89.9                            | 95.5                        |
| 7       | 113.7        | 114.6   | 110.0       | 120.6   | 91.9                            | 104.5                       |
| 8       | 108.8        | 110.7   | 104.2       | 117.0   | 90.6                            | 98.6                        |
| 9       | 110.5        | 103.2   | 105.6       | 107.6   | 91.8                            | 101.4                       |
| 10      | 116.9        | 110.9   | 110.8       | 115.7   | 90.9                            | 106.2                       |
| 11      | 113.1        | 108.3   | 106.6       | 112.1   | 91.0                            | 102.9                       |
| 12      | 116.5        | 116.5   | 109.7       | 120.5   | 91.0                            | 106.0                       |
| 2020. 1 | 105.3        | 113.1   | 98.7        | 118.0   | 89.7                            | 94.5                        |
| 2       | 104.4        | 98.0    | 97.1        | 102.4   | 89.0                            | 92.9                        |
| 3       | 122.3        | 116.6   | 110.6       | 117.2   | 90.0                            | 110.0                       |
| 4       | 99.3         | 113.1   | 87.5        | 105.1   | 94.9                            | 94.2                        |

: 1)

:

가

Note: 1) The figures for the latest month are preliminary.

Source: The Bank of Korea.

# 7.

## Arbitrated Basic Exchange Rate of Major Currencies

1)

| In won per currency |          |          |           |        |          |          |        |        |          |           |
|---------------------|----------|----------|-----------|--------|----------|----------|--------|--------|----------|-----------|
|                     | GBP      | EUR      | JPY (100) | CAD    | 가<br>SGD | THB      | HKD    | CNH    | CHF      | AUD       |
| 2013                | 1,740.66 | 1,456.26 | 1,004.66  | 990.85 | 832.75   | 32.14    | 136.09 | -      | 1,188.67 | 939.96    |
| 2014                | 1,710.47 | 1,336.52 | 920.14    | 946.53 | 831.75   | 33.44    | 141.70 | 176.81 | 1,111.43 | 899.09    |
| 2015                | 1,735.91 | 1,280.53 | 972.01    | 844.56 | 828.09   | 32.48    | 151.21 | 178.48 | 1,185.39 | 853.10    |
| 2016                | 1,480.17 | 1,267.60 | 1,036.81  | 894.72 | 834.60   | 33.63    | 155.83 | 173.26 | 1,181.33 | 872.05    |
| 2017                | 1,439.53 | 1,279.25 | 949.11    | 852.69 | 800.63   | 32.77    | 137.07 | 163.65 | 1,094.72 | 835.16    |
| 2018                | 1,420.32 | 1,279.16 | 1,013.18  | 820.35 | 818.28   | 34.35    | 142.77 | 162.76 | 1,136.22 | 787.81    |
| 2019                | 1,518.69 | 1,297.43 | 1,063.47  | 886.56 | 858.55   | 38.66    | 148.66 | 165.74 | 1,195.52 | 810.34    |
| 2019. 5             | 1,500.77 | 1,324.83 | 1,085.82  | 881.84 | 863.10   | 37.44    | 151.64 | 171.77 | 1,180.85 | 822.59    |
| 6                   | 1,465.84 | 1,315.11 | 1,073.35  | 883.09 | 854.70   | 37.56    | 148.01 | 168.08 | 1,184.09 | 810.28    |
| 7                   | 1,437.37 | 1,318.82 | 1,088.45  | 898.89 | 862.55   | 38.37    | 151.08 | 171.57 | 1,193.88 | 812.57    |
| 8                   | 1,480.72 | 1,343.83 | 1,140.66  | 914.41 | 875.41   | 39.67    | 154.88 | 169.48 | 1,231.70 | 817.71    |
| 9                   | 1,476.58 | 1,314.64 | 1,113.40  | 907.57 | 869.81   | 39.21    | 153.20 | 168.52 | 1,212.33 | 812.50    |
| 10                  | 1,507.82 | 1,303.17 | 1,074.05  | 887.88 | 858.23   | 38.63    | 149.02 | 165.45 | 1,181.34 | 806.14    |
| 11                  | 1,522.71 | 1,298.47 | 1,076.89  | 888.16 | 863.48   | 39.00    | 150.67 | 167.87 | 1,180.95 | 798.27    |
| 12                  | 1,518.69 | 1,297.43 | 1,063.47  | 886.56 | 858.55   | 38.66    | 148.66 | 165.74 | 1,195.52 | 810.34    |
| 2020. 1             | 1,549.02 | 1,305.76 | 1,086.68  | 895.95 | 868.91   | 37.98    | 152.38 | 169.55 | 1,220.80 | 795.02    |
| 2                   | 1,567.66 | 1,337.61 | 1,109.95  | 908.61 | 871.52   | 38.40    | 155.99 | 173.08 | 1,255.84 | 799.94    |
| 3                   | 1,512.66 | 1,348.65 | 1,130.83  | 862.08 | 858.36   | 37.44    | 157.66 | 172.43 | 1,273.81 | 752.57    |
| 4                   | 1,522.62 | 1,326.40 | 1,147.14  | 875.39 | 864.55   | 37.75    | 158.08 | 172.83 | 1,257.26 | 795.71    |
| 5                   | 1,527.00 | 1,372.57 | 1,150.63  | 899.75 | 874.08   | 38.88    | 159.86 | 172.63 | 1,285.15 | 821.78    |
|                     | SAR      | SEK      | DKK       | NOK    | KWD      | BHD      | AED    | MYR    | NZD      | IDR (100) |
| 2013                | 281.38   | 164.39   | 195.22    | 173.54 | 3,742.07 | 2,799.20 | 287.31 | 320.32 | 865.82   | 8.64      |
| 2014                | 292.92   | 141.90   | 179.44    | 147.91 | 3,755.89 | 2,915.34 | 299.26 | 314.24 | 860.51   | 8.83      |
| 2015                | 312.20   | 139.30   | 171.64    | 133.30 | 3,861.61 | 3,114.37 | 319.09 | 273.07 | 801.36   | 8.50      |
| 2016                | 322.20   | 132.40   | 170.52    | 139.75 | 3,948.70 | 3,207.02 | 329.02 | 269.48 | 841.00   | 8.98      |
| 2017                | 285.68   | 129.90   | 171.82    | 129.86 | 3,547.92 | 2,842.74 | 291.70 | 263.47 | 759.68   | 7.90      |
| 2018                | 298.03   | 124.58   | 171.31    | 128.51 | 3,685.23 | 2,965.78 | 304.40 | 269.26 | 750.64   | 7.68      |
| 2019                | 308.64   | 123.86   | 173.58    | 131.31 | 3,819.11 | 3,070.60 | 315.21 | 281.94 | 779.08   | 8.31      |
| 2019. 5             | 317.32   | 124.85   | 177.40    | 135.74 | 3,908.17 | 3,156.50 | 323.97 | 283.87 | 774.57   | 8.26      |
| 6                   | 308.47   | 124.71   | 176.19    | 135.87 | 3,807.77 | 3,068.44 | 314.93 | 279.15 | 775.11   | 8.18      |
| 7                   | 315.13   | 123.56   | 176.61    | 134.98 | 3,881.14 | 3,135.28 | 321.79 | 286.55 | 781.95   | 8.43      |
| 8                   | 324.03   | 124.24   | 180.23    | 133.59 | 4,000.00 | 3,223.09 | 330.83 | 288.13 | 767.03   | 8.54      |
| 9                   | 320.25   | 122.69   | 176.07    | 132.43 | 3,955.55 | 3,186.47 | 327.06 | 286.84 | 755.86   | 8.48      |
| 10                  | 311.55   | 121.12   | 174.43    | 127.33 | 3,846.33 | 3,099.12 | 318.12 | 279.52 | 748.94   | 8.33      |
| 11                  | 314.49   | 123.43   | 173.80    | 128.66 | 3,878.38 | 3,127.87 | 321.06 | 282.50 | 757.05   | 8.37      |
| 12                  | 308.64   | 123.86   | 173.58    | 131.31 | 3,819.11 | 3,070.60 | 315.21 | 281.94 | 779.08   | 8.31      |
| 2020. 1             | 315.45   | 122.76   | 174.72    | 128.84 | 3,894.37 | 3,139.34 | 322.20 | 289.61 | 768.03   | 8.67      |
| 2                   | 323.97   | 125.89   | 179.01    | 129.41 | 3,971.58 | 3,228.20 | 331.02 | 288.78 | 767.66   | 8.66      |
| 3                   | 325.42   | 121.72   | 180.59    | 116.07 | 3,884.72 | 3,245.55 | 332.85 | 282.19 | 734.42   | 7.48      |
| 4                   | 325.87   | 123.86   | 177.90    | 117.52 | 3,955.45 | 3,244.27 | 333.56 | 280.91 | 742.78   | 7.94      |
| 5                   | 329.93   | 130.13   | 184.12    | 126.78 | 4,015.55 | 3,282.31 | 337.42 | 284.89 | 768.92   | 8.42      |

: 1)

Note: 1) Basic exchange rate at the end of month, year.

Source: Seoul Money Brokerage Services. LTD.

## 8. International Reserves

| : 100 |    | In million US dollars |         |                        |                      |                           |
|-------|----|-----------------------|---------|------------------------|----------------------|---------------------------|
|       |    | Total                 | Gold    | Special drawing rights | IMF reserve position | Foreign currency reserves |
| 2005  |    | 210,390.7             | 73.6    | 43.6                   | 305.8                | 209,967.7                 |
| 2006  |    | 238,956.1             | 74.2    | 54.0                   | 440.0                | 238,387.9                 |
| 2007  |    | 262,224.1             | 74.3    | 68.6                   | 310.5                | 261,770.7                 |
| 2008  |    | 201,223.4             | 75.7    | 86.0                   | 582.6                | 200,479.1                 |
| 2009  |    | 269,994.7             | 79.0    | 3,731.9                | 981.6                | 265,202.3                 |
| 2010  |    | 291,570.7             | 79.6    | 3,539.9                | 1,024.7              | 286,926.4                 |
| 2011  |    | 306,402.5             | 2,166.6 | 3,446.7                | 2,556.2              | 298,232.9                 |
| 2012  |    | 326,968.4             | 3,761.4 | 3,525.6                | 2,783.6              | 316,897.7                 |
| 2013  |    | 346,459.6             | 4,794.5 | 3,489.9                | 2,527.7              | 335,647.5                 |
| 2014  |    | 363,592.7             | 4,794.7 | 3,280.5                | 1,917.1              | 353,600.5                 |
| 2015  |    | 367,961.9             | 4,794.8 | 3,241.4                | 1,411.8              | 358,513.8                 |
| 2016  |    | 371,101.6             | 4,794.8 | 2,878.0                | 1,727.5              | 361,701.4                 |
| 2017  |    | 389,266.7             | 4,794.8 | 3,374.3                | 1,621.1              | 379,476.6                 |
| 2018  |    | 403,694.3             | 4,794.8 | 3,426.6                | 2,140.4              | 393,332.5                 |
| 2019  |    | 408,816.1             | 4,794.8 | 3,352.4                | 2,792.9              | 397,876.1                 |
| 2018. | 1  | 395,754.6             | 4,794.8 | 3,430.0                | 1,634.3              | 385,895.6                 |
|       | 2  | 394,798.7             | 4,794.8 | 3,422.7                | 1,629.9              | 384,951.3                 |
|       | 3  | 396,753.6             | 4,794.8 | 3,428.4                | 1,627.7              | 386,902.8                 |
|       | 4  | 398,421.5             | 4,794.8 | 3,393.7                | 1,605.6              | 388,627.5                 |
|       | 5  | 398,980.6             | 4,794.8 | 3,337.0                | 1,579.2              | 389,269.6                 |
|       | 6  | 400,298.6             | 4,794.8 | 3,255.8                | 1,913.5              | 390,334.5                 |
|       | 7  | 402,447.5             | 4,794.8 | 3,553.8                | 1,916.4              | 392,182.5                 |
|       | 8  | 401,131.0             | 4,794.8 | 3,526.9                | 1,915.1              | 390,894.3                 |
|       | 9  | 402,999.7             | 4,794.8 | 3,511.4                | 1,914.8              | 392,778.8                 |
|       | 10 | 402,747.9             | 4,794.8 | 3,462.5                | 2,000.1              | 392,490.5                 |
|       | 11 | 402,987.2             | 4,794.8 | 3,413.0                | 2,001.7              | 392,777.7                 |
|       | 12 | 403,694.3             | 4,794.8 | 3,426.6                | 2,140.4              | 393,332.5                 |
| 2019. | 1  | 405,513.2             | 4,794.8 | 3,394.1                | 2,175.5              | 395,148.9                 |
|       | 2  | 404,674.0             | 4,794.8 | 3,386.5                | 2,176.2              | 394,316.5                 |
|       | 3  | 405,252.9             | 4,794.8 | 3,363.2                | 2,324.5              | 394,770.4                 |
|       | 4  | 404,029.1             | 4,794.8 | 3,184.8                | 2,513.4              | 393,536.1                 |
|       | 5  | 401,972.5             | 4,794.8 | 3,178.7                | 2,503.8              | 391,495.2                 |
|       | 6  | 403,071.9             | 4,794.8 | 3,462.1                | 2,487.8              | 392,327.3                 |
|       | 7  | 403,112.5             | 4,794.8 | 3,388.8                | 2,670.7              | 392,258.3                 |
|       | 8  | 401,483.5             | 4,794.8 | 3,377.2                | 2,663.7              | 390,647.8                 |
|       | 9  | 403,320.1             | 4,794.8 | 3,363.7                | 2,642.8              | 392,518.9                 |
|       | 10 | 406,324.0             | 4,794.8 | 3,374.5                | 2,669.4              | 395,485.3                 |
|       | 11 | 407,460.3             | 4,794.8 | 3,371.3                | 2,620.2              | 396,674.0                 |
|       | 12 | 408,816.1             | 4,794.8 | 3,352.4                | 2,792.9              | 397,876.1                 |
| 2020. | 1  | 409,652.6             | 4,794.8 | 3,335.7                | 2,779.0              | 398,743.2                 |
|       | 2  | 409,171.4             | 4,794.8 | 3,273.7                | 2,787.4              | 398,315.6                 |
|       | 3  | 400,214.4             | 4,794.8 | 3,316.9                | 2,780.2              | 389,322.5                 |
|       | 4  | 403,982.3             | 4,794.8 | 3,255.7                | 3,198.9              | 392,733.0                 |

: 1) (31.1035 )

42.22

가

Note: 1) Domestic-owned gold is valued at US \$42.22 per troy ounce (31.1035 grams)

Overseas-deposited gold is valued at purchased cost.

Source: The Bank of Korea.

## 9. Exchange Rates to US Dollars

| : 1     |            | In won per US dollar, end of year & month             |  |    |
|---------|------------|---|--|----|
|         |            |   | 1)   | 1) |
|         | Basic rate | Foreign exchange banks T/T buying rate from customers | Foreign exchange banks T/T selling rate to customers |    |
| 2005    | 1,013.0    | 1,002.9   | 1,023.1  |    |
| 2006    | 929.6      | 920.4   | 938.8  |    |
| 2007    | 938.2      | 928.9   | 947.5  |    |
| 2008    | 1,257.5    | 1,245.0   | 1,270.0  |    |
| 2009    | 1,167.6    | 1,156.0   | 1,179.2  |    |
| 2010    | 1,138.9    | 1,127.6   | 1,150.2  |    |
| 2011    | 1,153.3    | 1,141.8   | 1,164.8  |    |
| 2012    | 1,071.1    | 1,060.8   | 1,081.4  |    |
| 2013    | 1,055.3    | 1,045.1   | 1,065.5  |    |
| 2014    | 1,099.2    | 1,088.6   | 1,109.8  |    |
| 2015    | 1,172.0    | 1,160.6   | 1,183.4  |    |
| 2016    | 1,208.5    | 1,196.7   | 1,220.3  |    |
| 2017    | 1,071.4    | 1,061.0   | 1,081.8  |    |
| 2018    | 1,118.1    | 1,107.2   | 1,129.0  |    |
| 2019    | 1,157.8    | 1,146.5   | 1,169.1  |    |
| 2018. 2 | 1,071.0    | 1,060.6   | 1,081.4  |    |
| 3       | 1,066.5    | 1,056.1   | 1,076.9  |    |
| 4       | 1,076.2    | 1,065.7   | 1,086.7  |    |
| 5       | 1,081.3    | 1,070.8   | 1,091.8  |    |
| 6       | 1,121.7    | 1,110.8   | 1,132.6  |    |
| 7       | 1,116.7    | 1,105.8   | 1,127.6  |    |
| 8       | 1,108.8    | 1,098.0   | 1,119.6  |    |
| 9       | 1,112.7    | 1,101.8   | 1,123.6  |    |
| 10      | 1,140.6    | 1,129.5   | 1,151.7  |    |
| 11      | 1,121.8    | 1,110.9   | 1,132.7  |    |
| 12      | 1,118.1    | 1,107.2   | 1,129.0  |    |
| 2019. 1 | 1,117.2    | 1,106.3   | 1,128.1  |    |
| 2       | 1,117.8    | 1,106.9   | 1,128.7  |    |
| 3       | 1,137.8    | 1,126.7   | 1,148.9  |    |
| 4       | 1,158.2    | 1,146.9   | 1,169.5  |    |
| 5       | 1,190.0    | 1,178.4   | 1,201.6  |    |
| 6       | 1,156.8    | 1,145.5   | 1,168.1  |    |
| 7       | 1,182.0    | 1,170.5   | 1,193.5  |    |
| 8       | 1,215.2    | 1,203.3   | 1,227.1  |    |
| 9       | 1,201.3    | 1,189.6   | 1,213.0  |    |
| 10      | 1,168.4    | 1,157.0   | 1,179.8  |    |
| 11      | 1,179.3    | 1,167.8   | 1,190.8  |    |
| 12      | 1,157.8    | 1,146.5   | 1,169.1  |    |
| 2020. 1 | 1,183.5    | 1,172.0   | 1,195.0  |    |
| 2       | 1,215.9    | 1,204.0   | 1,227.8  |    |
| 3       | 1,222.6    | 1,210.7   | 1,234.5  |    |
| 4       | 1,225.2    | 1,213.2   | 1,237.2  |    |
| 5       | 1,239.4    | 1,227.3   | 1,251.5  |    |

: 1) , KEB  
: KEB

Note: 1) Provided by KEB HANA Bank first notice exchange rate at the end of months, year.  
Source: KEB HANA Bank.

## 10. Overseas Direct Investments

1)

: 1,000

In thousand US dollars

|         | Total<br>invested | Asia       | North<br>America | Latin<br>America | Europe     | Middle<br>East | Africa  | Oceania   |
|---------|-------------------|------------|------------------|------------------|------------|----------------|---------|-----------|
| 2014    | 28,593,181        | 9,248,782  | 7,098,123        | 4,415,446        | 4,284,492  | 1,176,747      | 319,519 | 2,050,073 |
| 2015    | 30,373,807        | 10,738,159 | 7,621,393        | 5,552,253        | 3,495,908  | 1,563,057      | 150,947 | 1,252,089 |
| 2016    | 39,791,406        | 11,145,907 | 14,976,857       | 6,220,517        | 4,540,005  | 1,108,218      | 169,699 | 1,630,203 |
| 2017    | 44,718,993        | 13,359,314 | 15,523,511       | 6,834,221        | 7,160,667  | 660,921        | 234,274 | 946,086   |
| 2018    | 51,099,012        | 17,524,967 | 11,681,012       | 8,307,349        | 11,799,597 | 958,971        | 158,301 | 668,815   |
| 2019    | 61,847,125        | 19,977,656 | 15,930,646       | 10,259,305       | 13,555,267 | 589,817        | 543,489 | 990,945   |
| 2018. 1 | 3,227,529         | 1,585,655  | 337,882          | 317,464          | 783,025    | 102,271        | 19,433  | 81,799    |
| 2       | 2,678,461         | 858,597    | 415,530          | 506,663          | 832,196    | 22,296         | 13,872  | 29,307    |
| 3       | 3,955,985         | 1,303,369  | 1,254,730        | 541,900          | 657,499    | 133,550        | 28,668  | 36,268    |
| 4       | 2,186,225         | 931,640    | 509,532          | 239,823          | 420,363    | 3,961          | 8,796   | 72,111    |
| 5       | 3,393,343         | 1,647,423  | 868,740          | 186,784          | 518,619    | 136,941        | 3,306   | 31,528    |
| 6       | 8,182,667         | 1,811,831  | 1,717,419        | 3,434,637        | 1,153,779  | 37,125         | 2,962   | 24,913    |
| 7       | 2,191,958         | 971,740    | 461,062          | 221,877          | 433,828    | 35,998         | 6,325   | 61,127    |
| 8       | 6,001,087         | 1,825,061  | 1,749,407        | 311,049          | 1,974,493  | 107,631        | 2,633   | 30,813    |
| 9       | 5,546,879         | 1,935,628  | 1,746,326        | 635,389          | 1,018,448  | 104,947        | 30,000  | 76,143    |
| 10      | 4,006,826         | 1,364,346  | 534,333          | 554,608          | 1,440,904  | 37,117         | 8,909   | 66,610    |
| 11      | 2,999,089         | 1,354,419  | 410,957          | 253,890          | 807,410    | 118,696        | 4,039   | 49,678    |
| 12      | 6,728,964         | 1,935,259  | 1,675,094        | 1,103,264        | 1,759,033  | 118,439        | 29,357  | 108,518   |
| 2019. 1 | 4,180,535         | 2,052,089  | 868,100          | 403,582          | 698,655    | 13,091         | 1,922   | 143,097   |
| 2       | 3,471,747         | 1,058,429  | 1,517,976        | 405,326          | 408,301    | 44,791         | 16,165  | 20,759    |
| 3       | 7,258,076         | 2,164,595  | 2,048,998        | 884,516          | 2,060,966  | 21,791         | 7,448   | 69,760    |
| 4       | 4,702,698         | 1,927,149  | 610,237          | 555,579          | 1,142,163  | 16,334         | 392,785 | 58,450    |
| 5       | 4,717,264         | 1,572,504  | 1,813,233        | 400,067          | 723,879    | 135,836        | 26,998  | 44,747    |
| 6       | 7,403,276         | 1,998,036  | 1,366,865        | 1,889,760        | 2,040,629  | 47,205         | 6,301   | 54,479    |
| 7       | 4,163,583         | 1,486,840  | 329,264          | 530,938          | 1,724,055  | 26,420         | 19,343  | 46,723    |
| 8       | 3,917,890         | 1,284,056  | 688,067          | 1,127,456        | 741,281    | 24,342         | 2,853   | 49,835    |
| 9       | 6,084,542         | 1,859,489  | 2,039,068        | 795,492          | 1,275,430  | 29,375         | 29,180  | 56,508    |
| 10      | 3,040,225         | 1,041,291  | 697,623          | 465,394          | 720,024    | 47,655         | 3,797   | 64,440    |
| 11      | 4,549,721         | 1,214,599  | 1,169,498        | 783,537          | 985,737    | 57,551         | 12,670  | 326,129   |
| 12      | 8,357,569         | 2,318,579  | 2,781,717        | 2,017,658        | 1,034,147  | 125,425        | 24,025  | 56,017    |

: 1)  
:Note: 1) The figures for the latest year, month are preliminary.  
Source: The Export-Import Bank of Korea.

1)2)

# 11.

## External Debt Position and External Assets in Debt Instruments

In million US dollars

|          | Gross external debt                       | General government | Central bank | Deposit-taking corporations, except the central bank | Other sectors |
|----------|---|--------------------|--------------|--|---------------|
| 2014     | 422,991.8                                 | 67,063.0           | 35,202.1     | 185,444.7  | 135,282.0     |
| 2015     | 396,058.1                                 | 65,165.3           | 32,033.7     | 177,918.5  | 120,940.6     |
| 2016     | 382,161.5                                 | 67,044.4           | 17,715.2     | 172,161.8  | 125,240.1     |
| 2017     | 412,028.4                                 | 80,035.7           | 22,640.6     | 177,157.7  | 132,194.4     |
| 2018     | 441,172.9                                 | 84,486.2           | 27,986.9     | 190,390.8  | 138,309.0     |
| 2019     | 466,978.7                                 | 92,758.3           | 25,341.7     | 205,050.3  | 143,828.4     |
| 2017.2/4 | 405,529.0                                 | 76,302.3           | 25,724.2     | 171,967.7  | 131,534.8     |
| 3/4      | 408,399.6                                 | 78,329.5           | 20,714.8     | 176,462.2  | 132,893.1     |
| 4/4      | 412,028.4                                 | 80,035.7           | 22,640.6     | 177,157.7  | 132,194.4     |
| 2018.1/4 | 427,543.9                                 | 83,847.0           | 25,206.0     | 182,649.2  | 135,841.7     |
| 2/4      | 434,027.2                                 | 85,248.3           | 23,659.1     | 188,339.1  | 136,780.7     |
| 3/4      | 441,176.6                                 | 88,290.8           | 24,129.1     | 191,673.6  | 137,083.1     |
| 4/4      | 441,172.9                                 | 84,486.2           | 27,986.9     | 190,390.8  | 138,309.0     |
| 2019.1/4 | 441,001.9                                 | 83,030.2           | 26,083.2     | 196,457.0  | 135,431.5     |
| 2/4      | 462,834.1                                 | 89,926.4           | 28,931.2     | 205,330.8  | 138,645.7     |
| 3/4      | 460,165.0                                 | 89,720.8           | 26,971.1     | 203,205.3  | 140,267.8     |
| 4/4      | 466,978.7                                 | 92,758.3           | 25,341.7     | 205,050.3  | 143,828.4     |
| 2020.1/4 | 485,814.7                                 | 96,261.7           | 23,993.8     | 218,370.3  | 147,188.9     |
|          | Gross external assets in debt instruments | General government | Central bank | Deposit-taking corporations, except the central bank | Other sectors |
| 2014     | 676,430.6                                 | 19,052.2           | 364,990.2    | 162,235.3  | 130,152.9     |
| 2015     | 720,508.5                                 | 21,030.7           | 369,023.8    | 175,275.4  | 155,178.6     |
| 2016     | 781,377.0                                 | 21,357.0           | 373,063.4    | 184,763.2  | 202,193.4     |
| 2017     | 877,396.3                                 | 24,034.6           | 390,313.9    | 207,616.7  | 255,431.1     |
| 2018     | 918,820.4                                 | 27,432.8           | 405,016.0    | 208,245.7  | 278,125.9     |
| 2019     | 947,581.9                                 | 27,514.5           | 410,217.6    | 207,710.0  | 302,139.8     |
| 2017.2/4 | 830,957.1                                 | 22,154.9           | 382,245.9    | 189,821.5  | 236,734.8     |
| 3/4      | 855,553.2                                 | 23,311.5           | 386,166.9    | 195,437.7  | 250,637.1     |
| 4/4      | 877,396.3                                 | 24,034.6           | 390,313.9    | 207,616.7  | 255,431.1     |
| 2018.1/4 | 895,187.0                                 | 26,852.8           | 398,130.7    | 209,222.6  | 260,980.9     |
| 2/4      | 895,834.1                                 | 26,817.0           | 401,714.4    | 208,744.5  | 258,558.2     |
| 3/4      | 912,843.5                                 | 27,401.7           | 404,320.1    | 212,864.9  | 268,256.8     |
| 4/4      | 918,820.4                                 | 27,432.8           | 405,016.0    | 208,245.7  | 278,125.9     |
| 2019.1/4 | 923,865.2                                 | 28,233.3           | 406,584.1    | 205,344.6  | 283,703.2     |
| 2/4      | 942,778.3                                 | 30,200.3           | 404,468.5    | 210,341.7  | 297,767.8     |
| 3/4      | 942,276.2                                 | 27,342.2           | 404,712.8    | 210,804.4  | 299,416.8     |
| 4/4      | 947,581.9                                 | 27,514.5           | 410,217.6    | 207,710.0  | 302,139.8     |
| 2020.1/4 | 950,042.8                                 | 28,440.1           | 401,610.4    | 214,662.3  | 305,330.0     |

: 1) (BPM6)

2) 2019

:

Note: 1) Data are revised due to the implementation of BPM6(2014. 5.)

2) After 2019 figures are preliminary.

Source: The Bank of Korea.



12.

( )<sup>1)</sup>

|             | Assets      | Direct investment | Portfolio investment | Equity securities | Debt securities | Long-term debt securities | Short-term debt securities |
|-------------|-------------|-------------------|----------------------|-------------------|-----------------|---------------------------|----------------------------|
| 2016        | 1,245,118.7 | 310,217.6         | 304,903.7            | 176,987.6         | 127,916.1       | 126,658.9                 | 1,257.2                    |
| 2017        | 1,461,618.5 | 360,566.2         | 424,646.8            | 250,617.9         | 174,028.9       | 172,945.8                 | 1,083.1                    |
| 2018        | 1,546,329.9 | 405,219.1         | 464,979.1            | 260,938.8         | 204,040.3       | 201,994.3                 | 2,046.0                    |
| 2019 P)     | 1,699,728.4 | 440,147.0         | 572,011.4            | 344,703.5         | 227,307.9       | 223,702.6                 | 3,605.3                    |
| 2017.2/4    | 1,350,463.1 | 338,027.9         | 368,185.6            | 212,236.4         | 155,949.2       | 154,990.7                 | 958.5                      |
| 3/4         | 1,399,461.5 | 349,854.0         | 394,716.5            | 228,287.3         | 166,429.2       | 165,180.5                 | 1,248.7                    |
| 4/4         | 1,461,618.5 | 360,566.2         | 424,646.8            | 250,617.9         | 174,028.9       | 172,945.8                 | 1,083.1                    |
| 2018.1/4    | 1,505,568.5 | 372,700.7         | 452,862.9            | 266,577.6         | 186,285.3       | 184,090.1                 | 2,195.2                    |
| 2/4         | 1,505,280.6 | 372,231.9         | 458,161.3            | 269,876.0         | 188,285.3       | 186,111.2                 | 2,174.1                    |
| 3/4         | 1,538,231.2 | 377,964.8         | 478,101.3            | 281,979.7         | 196,121.6       | 193,703.2                 | 2,418.4                    |
| 4/4         | 1,546,329.9 | 405,219.1         | 464,979.1            | 260,938.8         | 204,040.3       | 201,994.3                 | 2,046.0                    |
| 2019.1/4 P) | 1,597,492.9 | 416,344.0         | 508,069.2            | 293,616.7         | 214,452.5       | 212,138.7                 | 2,313.8                    |
| 2/4         | 1,645,959.1 | 425,213.5         | 536,059.0            | 311,156.0         | 224,903.0       | 221,542.7                 | 3,360.3                    |
| 3/4         | 1,656,425.6 | 424,005.8         | 546,612.2            | 318,402.9         | 228,209.3       | 224,515.6                 | 3,693.7                    |
| 4/4         | 1,699,728.4 | 440,147.0         | 572,011.4            | 344,703.5         | 227,307.9       | 223,702.6                 | 3,605.3                    |
| 2020.1/4    | 1,672,725.6 | 435,311.9         | 530,482.1            | 305,144.2         | 225,337.9       | 221,269.6                 | 4,068.3                    |

: 1)

(BPM6)

13.

( )<sup>1)</sup>

|             | Liabilities | Direct investment | Portfolio investment | Equity securities | Debt securities | Long-term debt securities | Short-term debt securities | Financial derivatives |
|-------------|-------------|-------------------|----------------------|-------------------|-----------------|---------------------------|----------------------------|-----------------------|
| 2016        | 964,020.5   | 188,877.0         | 573,264.6            | 384,528.0         | 188,736.6       | 181,435.1                 | 7,301.5                    | 32,797.2              |
| 2017        | 1,199,920.7 | 229,399.4         | 773,912.5            | 565,845.6         | 208,066.9       | 198,737.2                 | 9,329.7                    | 22,194.5              |
| 2018        | 1,110,167.6 | 237,237.8         | 666,590.3            | 437,571.9         | 229,018.4       | 214,204.4                 | 14,814.0                   | 27,817.8              |
| 2019 P)     | 1,198,782.5 | 238,553.3         | 741,314.2            | 497,511.2         | 243,803.0       | 231,365.7                 | 12,437.3                   | 29,682.0              |
| 2017.2/4    | 1,115,271.6 | 208,075.8         | 712,177.8            | 506,631.5         | 205,546.3       | 192,704.8                 | 12,841.5                   | 22,790.1              |
| 3/4         | 1,126,743.5 | 211,811.6         | 714,842.3            | 512,845.7         | 201,996.6       | 192,541.8                 | 9,454.8                    | 22,860.6              |
| 4/4         | 1,199,920.7 | 229,399.4         | 773,912.5            | 565,845.6         | 208,066.9       | 198,737.2                 | 9,329.7                    | 22,194.5              |
| 2018.1/4    | 1,215,098.8 | 235,282.0         | 777,115.4            | 558,525.0         | 218,590.4       | 207,955.9                 | 10,634.5                   | 24,343.0              |
| 2/4         | 1,169,939.6 | 227,113.2         | 729,633.1            | 507,109.6         | 222,523.5       | 211,784.9                 | 10,738.6                   | 29,883.6              |
| 3/4         | 1,179,686.2 | 230,468.1         | 741,943.2            | 510,746.1         | 231,197.1       | 218,393.3                 | 12,803.8                   | 25,193.8              |
| 4/4         | 1,110,167.6 | 237,237.8         | 666,590.3            | 437,571.9         | 229,018.4       | 214,204.4                 | 14,814.0                   | 27,817.8              |
| 2019.1/4 P) | 1,140,056.3 | 234,626.1         | 695,819.3            | 469,762.9         | 226,056.4       | 212,921.5                 | 13,134.9                   | 27,440.3              |
| 2/4         | 1,160,901.1 | 232,535.0         | 707,410.3            | 467,752.5         | 239,657.8       | 223,042.6                 | 16,615.2                   | 31,274.1              |
| 3/4         | 1,140,387.9 | 226,524.8         | 687,255.5            | 447,441.4         | 239,814.1       | 225,551.4                 | 14,262.7                   | 39,386.7              |
| 4/4         | 1,198,782.5 | 238,553.3         | 741,314.2            | 497,511.2         | 243,803.0       | 231,365.7                 | 12,437.3                   | 29,682.0              |
| 2020.1/4    | 1,107,292.6 | 226,874.9         | 620,784.2            | 373,306.0         | 247,478.2       | 234,107.7                 | 13,370.5                   | 55,490.4              |

: 1)

(BPM6)

12. International Investment Position ( I ) <sup>1)</sup>

In million US dollars

| Financial derivatives | Other investment | Trade credits | Loans     | Currency and deposits | Other assets | Other equity | Reserve assets |                        |
|-----------------------|------------------|---------------|-----------|-----------------------|--------------|--------------|----------------|------------------------|
|                       |                  |               |           |                       |              |              |                |                        |
| 22,219.6              | 236,676.2        | 26,239.7      | 111,276.2 | 59,570.8              | 36,806.5     | 2,783.0      | 371,101.6      | 2016                   |
| 26,258.8              | 260,880.0        | 29,824.5      | 122,799.6 | 61,382.0              | 43,448.3     | 3,425.6      | 389,266.7      | 2017                   |
| 20,291.8              | 252,145.6        | 31,151.9      | 120,966.1 | 56,764.7              | 39,620.7     | 3,642.2      | 403,694.3      | 2018                   |
| 29,478.2              | 249,275.7        | 29,979.3      | 124,053.4 | 53,608.2              | 37,696.5     | 3,938.3      | 408,816.1      | 2019 <sup>p)</sup>     |
| 19,289.1              | 244,392.5        | 28,068.3      | 112,161.6 | 58,473.2              | 42,649.3     | 3,040.1      | 380,568.0      | 2017.2/4               |
| 18,630.2              | 251,586.8        | 30,548.2      | 113,090.8 | 60,826.0              | 44,062.1     | 3,059.7      | 384,674.0      | 3/4                    |
| 26,258.8              | 260,880.0        | 29,824.5      | 122,799.6 | 61,382.0              | 43,448.3     | 3,425.6      | 389,266.7      | 4/4                    |
| 24,404.0              | 258,847.3        | 30,159.2      | 123,519.0 | 63,027.3              | 38,561.9     | 3,579.9      | 396,753.6      | 2018.1/4               |
| 21,474.8              | 253,114.0        | 31,673.8      | 116,176.1 | 60,995.0              | 40,819.6     | 3,449.5      | 400,298.6      | 2/4                    |
| 19,459.8              | 259,705.6        | 31,259.0      | 115,071.0 | 63,994.7              | 45,903.5     | 3,477.4      | 402,999.7      | 3/4                    |
| 20,291.8              | 252,145.6        | 31,151.9      | 120,966.1 | 56,764.7              | 39,620.7     | 3,642.2      | 403,694.3      | 4/4                    |
| 22,447.4              | 245,379.4        | 29,221.7      | 127,550.1 | 49,408.9              | 35,413.8     | 3,784.9      | 405,252.9      | 2019.1/4 <sup>p)</sup> |
| 27,483.2              | 254,131.5        | 29,646.3      | 127,213.7 | 55,418.3              | 38,109.6     | 3,743.6      | 403,071.9      | 2/4                    |
| 31,985.7              | 250,501.8        | 29,394.4      | 124,685.4 | 57,059.1              | 35,691.5     | 3,671.4      | 403,320.1      | 3/4                    |
| 29,478.2              | 249,275.7        | 29,979.3      | 124,053.4 | 53,608.2              | 37,696.5     | 3,938.3      | 408,816.1      | 4/4                    |
| 41,913.9              | 264,803.3        | 28,638.5      | 128,092.3 | 67,579.1              | 36,525.5     | 3,967.9      | 400,214.4      | 2020.1/4               |

Note: 1) Data are revised due to the implementation of BPM6(2014. 5.)

Source: The Bank of Korea.

13. International Investment Position ( II ) <sup>1)</sup>

In million US dollars

| Other investment | Trade credits | Loans     | Currency and deposits | Other liabilities | Other equity | SDRs    | Net international investment position |                        |
|------------------|---------------|-----------|-----------------------|-------------------|--------------|---------|---------------------------------------|------------------------|
|                  |               |           |                       |                   |              |         |                                       |                        |
| 169,081.7        | 7,067.8       | 126,210.6 | 21,461.5              | 11,119.6          | 0.0          | 3,222.2 | 281,098.2                             | 2016                   |
| 174,414.3        | 8,694.9       | 120,258.5 | 28,316.0              | 13,728.9          | 0.0          | 3,416.0 | 261,697.8                             | 2017                   |
| 178,521.7        | 9,421.3       | 124,592.5 | 30,455.8              | 10,708.0          | 0.0          | 3,344.1 | 436,162.3                             | 2018                   |
| 189,233.0        | 7,479.0       | 129,471.3 | 35,462.0              | 13,495.8          | 0.0          | 3,324.9 | 500,945.9                             | 2019 <sup>p)</sup>     |
| 172,227.9        | 7,980.3       | 121,711.1 | 26,790.3              | 12,402.6          | 0.0          | 3,343.6 | 235,191.5                             | 2017.2/4               |
| 177,229.0        | 8,411.5       | 125,237.0 | 27,542.6              | 12,643.5          | 0.0          | 3,394.4 | 272,718.0                             | 3/4                    |
| 174,414.3        | 8,694.9       | 120,258.5 | 28,316.0              | 13,728.9          | 0.0          | 3,416.0 | 261,697.8                             | 4/4                    |
| 178,358.4        | 9,269.2       | 124,016.5 | 29,149.2              | 12,428.2          | 0.0          | 3,495.3 | 290,469.7                             | 2018.1/4               |
| 183,309.7        | 9,369.9       | 129,995.6 | 28,446.5              | 12,119.7          | 0.0          | 3,378.0 | 335,341.0                             | 2/4                    |
| 182,081.1        | 8,753.1       | 127,112.8 | 29,258.3              | 13,585.6          | 0.0          | 3,371.3 | 358,545.0                             | 3/4                    |
| 178,521.7        | 9,421.3       | 124,592.5 | 30,455.8              | 10,708.0          | 0.0          | 3,344.1 | 436,162.3                             | 4/4                    |
| 182,170.6        | 7,447.1       | 128,110.8 | 30,725.4              | 12,549.7          | 0.0          | 3,337.6 | 457,436.6                             | 2019.1/4 <sup>p)</sup> |
| 189,681.7        | 7,423.9       | 132,866.5 | 33,030.2              | 13,018.7          | 0.0          | 3,342.4 | 485,058.0                             | 2/4                    |
| 187,220.9        | 6,833.9       | 131,132.5 | 32,770.0              | 13,204.1          | 0.0          | 3,280.4 | 516,037.7                             | 3/4                    |
| 189,233.0        | 7,479.0       | 129,471.3 | 35,462.0              | 13,495.8          | 0.0          | 3,324.9 | 500,945.9                             | 4/4                    |
| 204,143.1        | 6,770.0       | 143,818.6 | 35,855.1              | 14,403.9          | 0.0          | 3,295.5 | 565,433.0                             | 2020.1/4               |

Note: 1) Data are revised due to the implementation of BPM6(2014. 5.)

Source: The Bank of Korea.



통계청

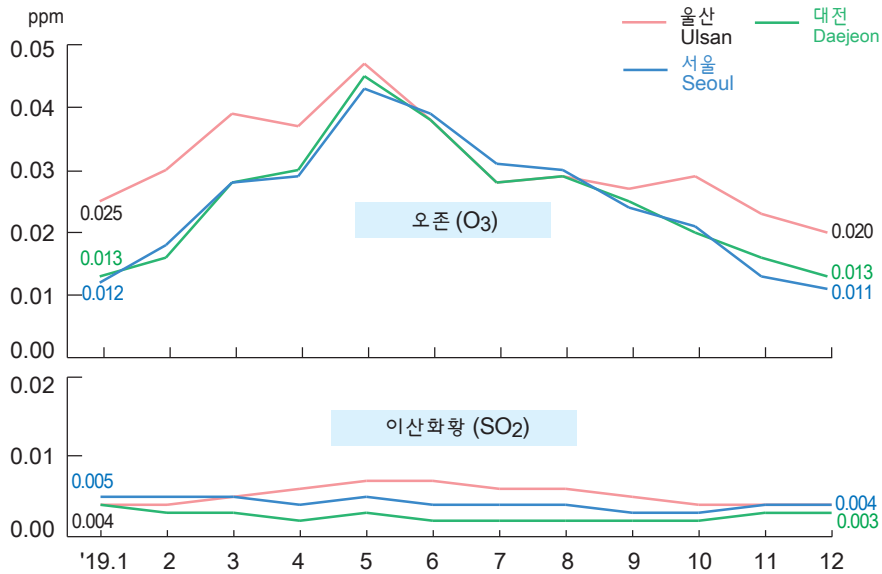
이 면은 빈 공간입니다.

## XIII. 환경 · 농림 · 수산

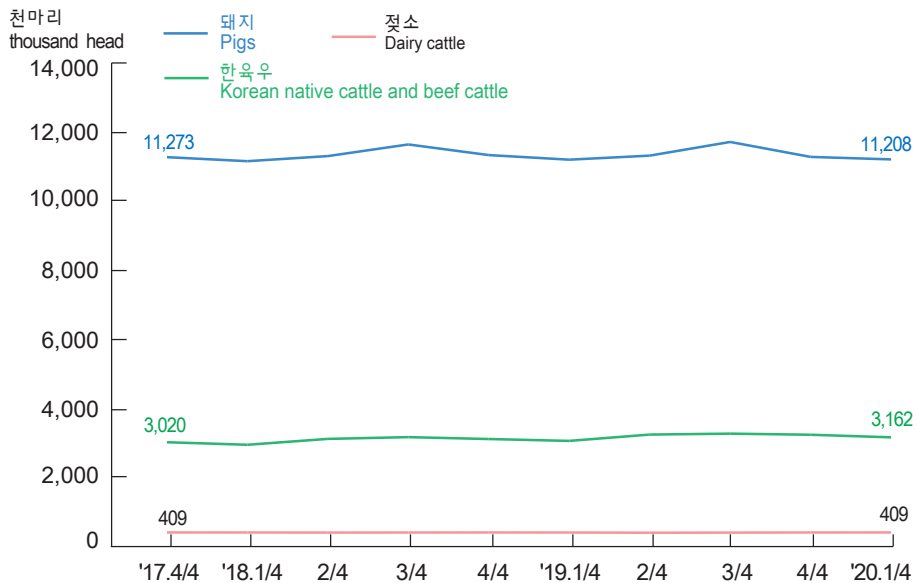
Environment / Agriculture and Forestry / Fishery

|                               |     |
|-------------------------------|-----|
| 1. 일기일수 .....                 | 279 |
| 2. 기상관측 .....                 | 280 |
| 3. 대기중 중금속 오염도 현황 .....       | 284 |
| 4. 주요 도시 빗물의 산도 .....         | 285 |
| 5. 주요 도시별 대기오염도 .....         | 286 |
| 6. 주요 강별 수질오염도 .....          | 292 |
| 7. 화재발생 건수 및 피해 .....         | 294 |
| 8. 연안의 수질현황 .....             | 286 |
| 9. 원자재 수입동향 .....             | 297 |
| 10. 축종별 농장수 · 가구수 및 마릿수 ..... | 298 |
| 11. 어업별 생산량 .....             | 299 |

### 주요도시별 대기오염도 (O<sub>3</sub>, SO<sub>2</sub>) Air Quality in Major Cities



### 축종별 마릿수 Headcounts by Livestock Species



※ 돼지는 2017년부터 모집단을 돼지이력제로 변경함  
(Since 2017, the population for pigs has followed the pig traceability system)

## 1.

## Weather Days

7.5

2.5

0.1 mm

"Clear days" refer to the days with average amount of clouds less than 2.5, "cloudy days" the days with average amount of clouds 7.5 or more, and "precipitation days" the days with total precipitation of 0.1 mm or more.

|                    | North<br>Gangneung | Seoul | Incheon | Ulleungdo | Chung-<br>nyeong | Daegu | Jeonju | Ulsan | Gwangju | Busan | Mokpo | Jeju |
|--------------------|--------------------|-------|---------|-----------|------------------|-------|--------|-------|---------|-------|-------|------|
| Clear days         |                    |       |         |           |                  |       |        |       |         |       |       |      |
| 2016               | 90                 | 93    | 81      | 36        | -                | 88    | 61     | 92    | 61      | 100   | 65    | 38   |
| 2017               | 124                | 116   | 121     | 41        | -                | 118   | 102    | 130   | 88      | 119   | 82    | 56   |
| 2018               | 119                | 109   | 99      | 55        | -                | 108   | 90     | 121   | 81      | 119   | 59    | 62   |
| 2019. 4            | 5                  | 7     | 5       | 5         | 4                | 8     | 6      | 9     | 7       | 7     | 5     | 7    |
| 5                  | 9                  | 14    | 12      | 9         | 11               | 9     | 10     | 9     | 9       | 10    | 9     | 5    |
| 6                  | 7                  | 6     | 8       | 2         | 5                | 4     | 3      | 4     | 3       | 4     | 2     | 2    |
| 7                  | 2                  | 1     | 0       | 5         | 2                | 1     | 1      | 2     | 1       | 2     | 1     | 1    |
| 8                  | 3                  | 1     | 2       | 5         | 1                | 2     | 0      | 4     | 1       | 4     | 1     | 4    |
| 9                  | 3                  | 4     | 5       | 1         | 4                | 1     | 3      | 2     | 4       | 4     | 4     | 1    |
| 10                 | 7                  | 12    | 12      | 7         | 6                | 7     | 9      | 8     | 10      | 11    | 8     | 5    |
| 11                 | 9                  | 12    | 11      | 1         | 7                | 10    | 9      | 11    | 10      | 13    | 7     | 6    |
| 12                 | 14                 | 11    | 9       | 1         | 10               | 9     | 9      | 11    | 6       | 12    | 2     | 0    |
| 2020. 1            | 11                 | 8     | 8       | 0         | 4                | 5     | 2      | 8     | 5       | 9     | 0     | 1    |
| 2                  | 12                 | 8     | 9       | 0         | 8                | 9     | 6      | 11    | 6       | 13    | 4     | 3    |
| 3                  | 12                 | 13    | 12      | 7         | 15               | 15    | 11     | 14    | 13      | 16    | 10    | 10   |
| Cloudy days        |                    |       |         |           |                  |       |        |       |         |       |       |      |
| 2016               | 112                | 82    | 90      | 146       | -                | 103   | 103    | 98    | 113     | 100   | 116   | 158  |
| 2017               | 83                 | 87    | 73      | 150       | -                | 77    | 82     | 84    | 103     | 94    | 106   | 149  |
| 2018               | 103                | 93    | 95      | 143       | -                | 92    | 88     | 100   | 100     | 97    | 106   | 150  |
| 2019. 4            | 7                  | 8     | 9       | 7         | 7                | 11    | 10     | 9     | 11      | 9     | 12    | 10   |
| 5                  | 5                  | 7     | 6       | 4         | 5                | 3     | 5      | 3     | 4       | 4     | 7     | 10   |
| 6                  | 13                 | 10    | 11      | 15        | 8                | 8     | 10     | 9     | 10      | 11    | 9     | 9    |
| 7                  | 12                 | 17    | 16      | 14        | 16               | 20    | 16     | 17    | 17      | 16    | 16    | 14   |
| 8                  | 8                  | 6     | 7       | 8         | 8                | 9     | 10     | 9     | 9       | 9     | 7     | 11   |
| 9                  | 17                 | 16    | 17      | 17        | 14               | 16    | 14     | 16    | 14      | 16    | 13    | 15   |
| 10                 | 13                 | 4     | 4       | 8         | 11               | 8     | 7      | 9     | 8       | 7     | 7     | 10   |
| 11                 | 6                  | 5     | 6       | 11        | 5                | 5     | 6      | 5     | 4       | 4     | 7     | 8    |
| 12                 | 4                  | 7     | 5       | 11        | 3                | 3     | 6      | 4     | 7       | 3     | 12    | 15   |
| 2020. 1            | 11                 | 7     | 8       | 18        | 11               | 11    | 11     | 13    | 13      | 11    | 13    | 23   |
| 2                  | 7                  | 7     | 6       | 10        | 6                | 6     | 7      | 6     | 6       | 5     | 9     | 11   |
| 3                  | 3                  | 2     | 3       | 5         | 7                | 7     | 5      | 8     | 8       | 7     | 6     | 12   |
| Precipitation days |                    |       |         |           |                  |       |        |       |         |       |       |      |
| 2016               | 103                | 109   | 91      | 143       | 120              | 105   | 118    | 107   | 126     | 103   | 120   | 137  |
| 2017               | 92                 | 102   | 97      | 154       | 124              | 86    | 99     | 83    | 113     | 76    | 112   | 97   |
| 2018               | 96                 | 104   | 96      | 143       | 100              | 94    | 95     | 106   | 100     | 95    | 108   | 125  |
| 2019. 4            | 6                  | 9     | 8       | 11        | 9                | 9     | 10     | 10    | 10      | 9     | 11    | 8    |
| 5                  | 2                  | 3     | 3       | 4         | 5                | 5     | 6      | 5     | 6       | 5     | 7     | 5    |
| 6                  | 13                 | 10    | 10      | 12        | 8                | 8     | 8      | 10    | 9       | 9     | 8     | 8    |
| 7                  | 15                 | 16    | 14      | 10        | 14               | 12    | 13     | 11    | 13      | 10    | 15    | 13   |
| 8                  | 8                  | 13    | 9       | 7         | 11               | 12    | 14     | 10    | 8       | 9     | 11    | 12   |
| 9                  | 12                 | 10    | 9       | 7         | 13               | 12    | 12     | 15    | 12      | 14    | 11    | 17   |
| 10                 | 8                  | 6     | 5       | 12        | 4                | 7     | 6      | 9     | 7       | 7     | 4     | 9    |
| 11                 | 9                  | 7     | 7       | 16        | 8                | 3     | 6      | 8     | 6       | 5     | 10    | 7    |
| 12                 | 1                  | 13    | 13      | 16        | 8                | 4     | 9      | 5     | 7       | 5     | 11    | 7    |
| 2020. 1            | 10                 | 6     | 5       | 18        | 8                | 8     | 8      | 10    | 6       | 7     | 8     | 10   |
| 2                  | 6                  | 10    | 10      | 13        | 11               | 5     | 12     | 6     | 12      | 8     | 13    | 10   |
| 3                  | 6                  | 10    | 10      | 13        | 11               | 5     | 12     | 6     | 12      | 8     | 13    | 10   |

:

Source: Korea Meteorological Administration.

2.

3 , 6 , 9 , 12 , 15 , 18 , 21 , 24 8

|          | Gangneung                          | Seoul   | Incheon | Ulleungdo | Chupung-<br>nyeong | Daegu   | Jeonju  | Ulsan   | Gwangju | Busan   | Mokpo   | Jeju    |
|----------|------------------------------------|---------|---------|-----------|--------------------|---------|---------|---------|---------|---------|---------|---------|
|          | (hPa) Mean air pressure(sea level) |         |         |           |                    |         |         |         |         |         |         |         |
| 2012     | 1,015.2                            | 1,015.8 | 1,015.9 | 1,014.9   | 1,016.1            | 1,016.5 | 1,016.1 | 1,015.5 | 1,016.2 | 1,015.4 | 1,016.1 | 1,015.8 |
| 2013     | 1,014.8                            | 1,015.9 | 1,015.8 | 1,014.6   | 1,016.0            | 1,016.4 | 1,016.3 | 1,015.4 | 1,016.5 | 1,015.4 | 1,016.4 | 1,016.2 |
| 2014     | 1,015.9                            | 1,016.5 | 1,016.7 | 1,015.7   | 1,016.7            | 1,017.1 | 1,016.6 | 1,016.1 | 1,016.8 | 1,016.0 | 1,016.6 | 1,016.4 |
| 2015     | 1,015.8                            | 1,016.4 | 1,016.6 | 1,015.5   | 1,016.6            | -       | 1,016.5 | 1,016.1 | 1,016.7 | 1,016.0 | 1,016.7 | 1,016.5 |
| 2016     | 1,015.7                            | 1,016.4 | 1,016.7 | 1,015.6   | 1,016.6            | 1,015.7 | 1,016.5 | 1,015.9 | 1,016.7 | 1,015.9 | 1,016.8 | 1,016.6 |
| 2017     | 1,015.3                            | 1,016.6 | 1,016.6 | 1,015.1   | 1,016.6            | 1,016.0 | 1,016.9 | 1,015.7 | 1,017.0 | 1,015.9 | 1,017.2 | 1,017.0 |
| 2018     | 1,016.0                            | 1,016.9 | 1,016.8 | 1,015.7   | 1,016.9            | 1,016.6 | 1,016.9 | 1,016.2 | 1,016.9 | 1,016.2 | 1,017.0 | 1,016.7 |
| 2018. 12 | 1,025.0                            | 1,027.8 | 1,027.7 | 1,023.6   | 1,027.3            | 1,026.4 | 1,027.6 | 1,025.2 | 1,027.3 | 1,025.0 | 1,027.3 | 1,026.6 |
| 2019. 1  | 1,023.0                            | 1,026.4 | 1,026.4 | 1,021.9   | 1,025.9            | 1,025.0 | 1,026.8 | 1,023.7 | 1,026.7 | 1,023.7 | 1,026.9 | 1,026.5 |
| 2        | 1,022.4                            | 1,024.5 | 1,024.6 | 1,021.8   | 1,024.3            | 1,023.3 | 1,024.6 | 1,022.4 | 1,024.4 | 1,022.3 | 1,024.5 | 1,024.1 |
| 3        | 1,015.5                            | 1,017.1 | 1,017.3 | 1,015.2   | 1,017.5            | 1,016.6 | 1,018.0 | 1,016.1 | 1,018.3 | 1,016.4 | 1,018.6 | 1,018.7 |
| 4        | 1,014.5                            | 1,015.1 | 1,015.2 | 1,014.8   | 1,015.3            | 1,014.9 | 1,015.3 | 1,014.9 | 1,015.5 | 1,014.9 | 1,015.6 | 1,015.4 |
| 5        | 1,010.2                            | 1,011.5 | 1,011.7 | 1,011.0   | 1,012.0            | 1,011.6 | 1,012.4 | 1,011.7 | 1,012.7 | 1,012.1 | 1,012.9 | 1,012.9 |
| 6        | 1,007.5                            | 1,007.0 | 1,007.2 | 1,007.5   | 1,007.3            | 1,007.1 | 1,007.2 | 1,007.4 | 1,007.3 | 1,007.4 | 1,007.6 | 1,007.7 |
| 7        | 1,006.3                            | 1,005.9 | 1,005.9 | 1,006.8   | 1,006.7            | 1,006.7 | 1,006.1 | 1,006.8 | 1,006.5 | 1,007.1 | 1,006.4 | 1,006.5 |
| 8        | 1,007.1                            | 1,006.6 | 1,006.6 | 1,007.3   | 1,007.3            | 1,007.0 | 1,006.8 | 1,006.9 | 1,007.0 | 1,006.9 | 1,007.0 | 1,007.1 |
| 9        | 1,016.0                            | 1,014.6 | 1,014.4 | 1,015.7   | 1,015.3            | 1,014.9 | 1,014.0 | 1,014.9 | 1,013.9 | 1,014.4 | 1,013.8 | 1,013.2 |
| 10       | 1,019.1                            | 1,018.9 | 1,018.8 | 1,018.3   | 1,019.4            | 1,018.6 | 1,018.6 | 1,018.0 | 1,018.6 | 1,017.6 | 1,018.6 | 1,018.3 |
| 11       | 1,021.4                            | 1,022.7 | 1,022.6 | 1,021.2   | 1,023.3            | 1,022.3 | 1,022.7 | 1,021.6 | 1,022.7 | 1,021.3 | 1,021.9 | 1,022.4 |
| 12       | 1,023.2                            | 1,025.8 | 1,025.7 | 1,022.4   | 1,026.0            | 1,025.1 | 1,025.8 | 1,024.0 | 1,025.9 | 1,023.9 | 1,024.9 | 1,025.4 |
| 2020. 1  | 1,022.1                            | 1,023.6 | 1,023.5 | 1,020.9   | 1,023.2            | 1,022.7 | 1,023.4 | 1,021.7 | 1,023.4 | 1,021.4 | 1,022.6 | 1,023.0 |
| 2        | 1,022.8                            | 1,024.8 | 1,024.8 | 1,022.3   | 1,024.5            | 1,024.1 | 1,025.0 | 1,023.3 | 1,025.1 | 1,023.3 | 1,024.2 | 1,024.9 |
| 3        | 1,016.2                            | 1,017.6 | 1,017.8 | 1,016.2   | 1,017.3            | 1,017.3 | 1,018.3 | 1,016.9 | 1,018.6 | 1,016.9 | 1,018.1 | 1,018.7 |
|          | ( ) Mean air temperature           |         |         |           |                    |         |         |         |         |         |         |         |
| 2012     | 12.6                               | 12.2    | 12.1    | 11.9      | 11.2               | 14.1    | 13.2    | 13.7    | 13.7    | 14.5    | 13.1    | 15.7    |
| 2013     | 13.6                               | 12.5    | 11.9    | 12.7      | 11.8               | 15.0    | 13.8    | 14.8    | 14.2    | 15.3    | 13.8    | 16.5    |
| 2014     | 13.8                               | 13.4    | 12.8    | 12.8      | 11.7               | 14.9    | 13.9    | 14.7    | 14.3    | 15.1    | 13.9    | 16.2    |
| 2015     | 13.9                               | 13.6    | 13.1    | 13.1      | 12.2               | -       | 14.2    | 15.0    | 14.6    | 15.4    | 14.4    | 16.7    |
| 2016     | 13.8                               | 13.6    | 13.3    | 13.2      | 12.4               | 14.6    | 14.3    | 14.8    | 15.0    | 15.7    | 14.8    | 17.0    |
| 2017     | 13.9                               | 13.0    | 12.5    | 13.1      | 11.9               | 14.4    | 13.6    | 14.5    | 14.6    | 15.2    | 14.3    | 16.8    |
| 2018     | 13.7                               | 12.9    | 12.5    | 13.0      | 11.9               | 14.1    | 13.9    | 14.3    | 14.6    | 15.1    | 14.4    | 16.6    |
| 2018. 12 | 2.7                                | -0.6    | -0.2    | 4.3       | -0.4               | 2.0     | 2.0     | 4.1     | 3.2     | 5.7     | 3.7     | 8.7     |
| 2019. 1  | 2.8                                | -0.9    | -0.5    | 3.4       | -0.6               | 1.7     | 0.6     | 3.5     | 1.8     | 4.5     | 2.2     | 6.4     |
| 2        | 3.8                                | 1.0     | 0.8     | 3.9       | 1.2                | 4.0     | 2.6     | 5.1     | 3.6     | 6.6     | 3.3     | 7.4     |
| 3        | 8.9                                | 7.1     | 6.4     | 8.0       | 6.7                | 9.4     | 7.7     | 9.9     | 8.4     | 10.5    | 7.7     | 10.8    |
| 4        | 12.6                               | 12.1    | 11.3    | 10.5      | 11.4               | 13.5    | 12.6    | 12.8    | 13.0    | 13.4    | 12.3    | 14.7    |
| 5        | 21.0                               | 19.4    | 17.6    | 18.4      | 18.1               | 20.7    | 18.9    | 19.7    | 19.2    | 19.3    | 18.1    | 20.0    |
| 6        | 21.4                               | 22.5    | 21.3    | 18.6      | 20.8               | 22.8    | 21.9    | 20.7    | 22.0    | 21.1    | 21.2    | 21.5    |
| 7        | 25.8                               | 25.9    | 25.0    | 23.1      | 23.6               | 25.8    | 25.6    | 24.8    | 25.3    | 24.3    | 24.8    | 25.2    |
| 8        | 26.5                               | 27.2    | 26.9    | 25.4      | 24.9               | 27.4    | 26.8    | 26.4    | 27.0    | 27.0    | 27.0    | 27.7    |
| 9        | 21.5                               | 22.6    | 22.5    | 21.0      | 20.3               | 22.6    | 22.7    | 22.3    | 22.9    | 23.1    | 22.9    | 24.0    |
| 10       | 16.6                               | 16.4    | 16.8    | 15.9      | 14.2               | 16.8    | 16.6    | 17.3    | 17.1    | 18.6    | 17.3    | 19.7    |
| 11       | 10.2                               | 7.6     | 8.2     | 10.2      | 7.3                | 9.8     | 9.8     | 11.3    | 10.8    | 13.0    | 10.3    | 14.6    |
| 12       | 5.3                                | 1.4     | 2.0     | 5.9       | 1.0                | 3.5     | 4.0     | 5.4     | 4.8     | 7.0     | 4.9     | 9.7     |
| 2020. 1  | 4.4                                | 1.6     | 1.8     | 4.5       | 1.4                | 3.8     | 3.5     | 5.2     | 4.6     | 6.4     | 3.6     | 8.9     |
| 2        | 5.0                                | 2.5     | 2.5     | 4.4       | 2.2                | 4.9     | 4.2     | 6.0     | 5.3     | 7.1     | 4.2     | 9.1     |
| 3        | 8.7                                | 7.7     | 7.1     | 7.4       | 7.1                | 9.5     | 8.4     | 9.6     | 9.0     | 10.4    | 7.4     | 11.5    |

## 2. Meteorological Observation

Mean air pressure, mean air temperature and mean relative humidity are arithmetic means of the figures derived from 8 observations at 3,6,9,12,15,18,21 and 24 o'clock a day.

| Gangneung              | Seoul   | Incheon | Ulleungdo | Chupung-<br>nyeong | Daegu   | Jeonju  | Ulsan   | Gwangju | Busan   | Mokpo   | Jeju    |          |
|------------------------|---------|---------|-----------|--------------------|---------|---------|---------|---------|---------|---------|---------|----------|
| (%)                    |         |         |           |                    |         |         |         |         |         |         |         |          |
| Mean relative humidity |         |         |           |                    |         |         |         |         |         |         |         |          |
| 59                     | 57      | 69      | 73        | 68                 | 56      | 65      | 63      | 67      | 58      | 76      | 71      | 2012     |
| 57                     | 60      | 77      | 69        | 67                 | 56      | 67      | 60      | 66      | 57      | 81      | 72      | 2013     |
| 57                     | 63      | 78      | 67        | 66                 | 57      | 68      | 64      | 65      | 66      | 84      | 70      | 2014     |
| 57                     | 60      | 79      | 68        | 66                 | -       | 70      | 65      | 69      | 67      | 80      | 71      | 2015     |
| 57                     | 59      | 76      | 70        | 66                 | 64      | 72      | 70      | 72      | 66      | 82      | 72      | 2016     |
| 52                     | 58      | 66      | 65        | 63                 | 58      | 70      | 64      | 69      | 60      | 81      | 68      | 2017     |
| 56                     | 58      | 65      | 67        | 64                 | 59      | 74      | 66      | 71      | 63      | 76      | 71      | 2018     |
| 41                     | 46      | 52      | 65        | 56                 | 50      | 68      | 51      | 62      | 49      | 69      | 68      | 12. 2018 |
| 34                     | 46      | 55      | 57        | 49                 | 44      | 68      | 40      | 59      | 39      | 68      | 64      | 1. 2019  |
| 44                     | 47      | 56      | 66        | 53                 | 47      | 66      | 52      | 58      | 50      | 67      | 63      | 2        |
| 47                     | 51      | 63      | 61        | 53                 | 50      | 67      | 55      | 61      | 54      | 70      | 63      | 3        |
| 51                     | 51      | 63      | 65        | 56                 | 52      | 70      | 62      | 67      | 60      | 71      | 68      | 4        |
| 44                     | 47      | 61      | 55        | 47                 | 47      | 63      | 56      | 58      | 58      | 64      | 56      | 5        |
| 69                     | 61      | 73      | 80        | 66                 | 65      | 83      | 80      | 79      | 74      | 78      | 80      | 6        |
| 71                     | 69      | 80      | 86        | 76                 | 76      | 88      | 84      | 84      | 85      | 83      | 85      | 7        |
| 72                     | 69      | 74      | 76        | 75                 | 74      | 88      | 82      | 80      | 78      | 78      | 77      | 8        |
| 76                     | 65      | 71      | 77        | 79                 | 79      | 89      | 85      | 82      | 82      | 80      | 84      | 9        |
| 67                     | 62      | 65      | 72        | 73                 | 71      | 80      | 75      | 74      | 67      | 73      | 69      | 10       |
| 56                     | 56      | 59      | 66        | 64                 | 66      | 65      | 66      | 66      | 58      | 69      | 65      | 11       |
| 47                     | 58      | 62      | 60        | 61                 | 57      | 62      | 54      | 62      | 50      | 67      | 64      | 12       |
| 56                     | 56      | 63      | 68        | 62                 | 61      | 69      | 61      | 68      | 57      | 72      | 66      | 1. 2020  |
| 53                     | 58      | 65      | 68        | 61                 | 59      | 67      | 59      | 67      | 55      | 74      | 66      | 2        |
| 56                     | 46      | 57      | 67        | 51                 | 61      | 59      | 59      | 58      | 57      | 67      | 63      | 3        |
| (mm)                   |         |         |           |                    |         |         |         |         |         |         |         |          |
| Precipitation          |         |         |           |                    |         |         |         |         |         |         |         |          |
| 1,321.4                | 1,646.3 | 1,415.1 | 1,777.1   | 1,465.8            | 1,189.9 | 1,359.7 | 1,458.1 | 1,626.8 | 1,983.3 | 1,577.5 | 2,248.3 | 2012     |
| 921.7                  | 1,403.8 | 1,186.6 | 1,265.9   | 920.6              | 996.4   | 1,264.7 | 858.3   | 1,245.4 | 1,130.1 | 1,089.7 | 859.1   | 2013     |
| 1,388.7                | 808.9   | 788.1   | 1,531.4   | 1,136.4            | 1,072.1 | 1,206.3 | 1,398.7 | 1,290.3 | 1,693.1 | 1,087.7 | 1,563.4 | 2014     |
| 1,047.4                | 792.1   | 652.0   | 1,393.5   | 829.0              | -       | 813.5   | 1,044.6 | 1,049.6 | 1,396.7 | 1,041.6 | 1,728.3 | 2015     |
| 1,258.2                | 991.7   | 864.3   | 2,050.4   | 1,147.1            | 1,227.3 | 1,117.7 | 1,693.9 | 1,482.3 | 1,760.2 | 1,398.0 | 1,416.4 | 2016     |
| 1,081.9                | 1,233.2 | 1,028.9 | 1,181.7   | 921.8              | 663.7   | 947.8   | 671.4   | 936.6   | 1,014.4 | 722.5   | 773.3   | 2017     |
| 1,599.4                | 1,284.1 | 1,134.4 | 1,586.4   | 1,304.2            | 1,297.6 | 1,332.5 | 1,416.1 | 1,427.9 | 1,778.6 | 1,363.3 | 1,769.5 | 2018     |
| 22.9                   | 16.4    | 16.6    | 232.6     | 28.0               | 23.8    | 28.6    | 28.1    | 32.4    | 59.0    | 38.3    | 96.0    | 12. 2018 |
| 16.6                   | 0.0     | 0.7     | 57.2      | 7.7                | 9.5     | 13.2    | 15.5    | 16.4    | 12.7    | 13.3    | 24.2    | 1. 2019  |
| 17.7                   | 23.8    | 26.6    | 96.6      | 31.1               | 26.2    | 39.1    | 38.8    | 37.0    | 51.5    | 29.6    | 37.9    | 2        |
| 49.6                   | 26.8    | 28.4    | 91.3      | 33.5               | 20.7    | 33.1    | 40.7    | 33.9    | 75.4    | 38.5    | 55.5    | 3        |
| 85.5                   | 47.3    | 41.1    | 76.4      | 91.7               | 88.0    | 98.5    | 88.9    | 84.7    | 85.0    | 86.3    | 46.4    | 4        |
| 4.5                    | 37.8    | 33.2    | 19.0      | 46.3               | 25.7    | 45.6    | 35.0    | 78.8    | 76.1    | 122.9   | 42.8    | 5        |
| 132.2                  | 74.0    | 49.7    | 242.0     | 116.5              | 160.8   | 89.1    | 247.5   | 158.0   | 324.3   | 172.3   | 145.8   | 6        |
| 220.8                  | 194.4   | 220.8   | 105.8     | 185.4              | 139.4   | 176.2   | 206.5   | 242.2   | 358.9   | 167.0   | 510.1   | 7        |
| 264.5                  | 190.5   | 143.7   | 41.0      | 218.1              | 141.9   | 117.7   | 195.7   | 64.8    | 156.3   | 144.9   | 242.3   | 8        |
| 233.3                  | 139.8   | 229.0   | 256.2     | 191.8              | 185.5   | 194.8   | 287.5   | 165.8   | 279.0   | 259.3   | 610.6   | 9        |
| 536.0                  | 55.5    | 31.9    | 192.5     | 179.4              | 155.2   | 73.0    | 222.2   | 149.9   | 139.9   | 159.0   | 188.6   | 10       |
| 104.7                  | 78.8    | 89.4    | 121.2     | 35.4               | 15.3    | 57.0    | 31.0    | 22.8    | 13.8    | 14.6    | 27.5    | 11       |
| 5.1                    | 22.6    | 25.0    | 68.2      | 27.2               | 27.5    | 31.6    | 40.8    | 31.6    | 50.3    | 40.7    | 48.2    | 12       |
| 107.5                  | 60.5    | 48.6    | 112.9     | 71.0               | 70.4    | 76.8    | 178.7   | 74.9    | 127.7   | 72.0    | 116.7   | 1. 2020  |
| 77.5                   | 53.1    | 49.7    | 215.7     | 68.2               | 40.2    | 65.9    | 53.6    | 47.8    | 94.9    | 28.9    | 29.8    | 2        |
| 47.1                   | 16.3    | 10.7    | 65.5      | 21.0               | 24.5    | 25.4    | 41.6    | 43.5    | 58.8    | 28.8    | 81.6    | 3        |

Source: Korea Meteorological Administration.



2. ( )

|          | Suwon                              | Sokcho  | Chuncheon | Cheongju | Daejeon | Seosan  | Gunsan  | Yeosu   | Pohang  | Tongyeong | Seogwipo | Ulsan   |
|----------|------------------------------------|---------|-----------|----------|---------|---------|---------|---------|---------|-----------|----------|---------|
|          | (hPa) Mean air pressure(sea level) |         |           |          |         |         |         |         |         |           |          |         |
| 2012     | 1,016.0                            | 1,015.1 | 1,016.2   | 1,016.1  | 1,016.2 | 1,016.6 | 1,016.3 | 1,015.4 | 1,015.6 | 1,015.5   | 1,014.9  | 1,015.4 |
| 2013     | 1,016.1                            | 1,014.6 | 1,016.1   | 1,016.1  | 1,016.3 | 1,016.7 | 1,016.4 | 1,015.6 | 1,015.3 | 1,015.7   | 1,015.4  | 1,015.0 |
| 2014     | 1,016.7                            | 1,015.8 | 1,016.8   | 1,016.6  | 1,016.8 | 1,017.2 | 1,016.7 | 1,015.9 | 1,016.1 | 1,016.2   | 1,015.5  | 1,016.0 |
| 2015     | 1,016.6                            | 1,015.7 | 1,016.7   | 1,016.4  | 1,016.7 | 1,017.1 | 1,016.7 | 1,016.0 | 1,016.1 | 1,016.3   | 1,015.6  | 1,015.9 |
| 2016     | 1,016.7                            | 1,015.5 | 1,016.7   | 1,016.4  | 1,016.8 | 1,017.2 | 1,016.7 | 1,016.0 | 1,016.1 | 1,016.3   | 1,015.6  | 1,015.9 |
| 2017     | 1,016.9                            | 1,015.1 | 1,016.7   | 1,016.6  | 1,017.1 | 1,017.5 | 1,017.0 | 1,016.2 | 1,015.9 | 1,016.3   | 1,015.9  | 1,015.6 |
| 2018     | 1,017.2                            | 1,015.8 | 1,017.2   | 1,016.8  | 1,017.2 | 1,017.5 | 1,017.0 | 1,016.3 | 1,016.5 | 1,016.6   | 1,015.6  | 1,016.2 |
| 2018. 12 | 1,028.1                            | 1,024.8 | 1,027.9   | 1,027.6  | 1,028.0 | 1,028.0 | 1,027.7 | 1,025.6 | 1,025.6 | 1,025.6   | 1,024.5  | 1,024.9 |
| 2019. 1  | 1,026.8                            | 1,022.7 | 1,026.3   | 1,026.4  | 1,026.9 | 1,027.1 | 1,026.9 | 1,024.8 | 1,024.0 | 1,024.6   | 1,024.3  | 1,023.0 |
| 2        | 1,024.9                            | 1,022.3 | 1,024.4   | 1,024.6  | 1,024.8 | 1,025.1 | 1,024.8 | 1,022.8 | 1,022.9 | 1,022.8   | 1,021.9  | 1,022.4 |
| 3        | 1,017.7                            | 1,015.1 | 1,017.1   | 1,017.6  | 1,017.9 | 1,017.9 | 1,018.2 | 1,017.0 | 1,016.4 | 1,017.1   | 1,017.3  | 1,015.7 |
| 4        | 1,015.6                            | 1,014.1 | 1,015.2   | 1,015.2  | 1,015.5 | 1,015.7 | 1,015.5 | 1,015.0 | 1,015.3 | 1,015.3   | 1,014.7  | 1,014.9 |
| 5        | 1,012.2                            | 1,009.7 | 1,011.4   | 1,011.9  | 1,012.3 | 1,012.5 | 1,012.6 | 1,012.1 | 1,011.8 | 1,012.4   | 1,012.2  | 1,011.0 |
| 6        | 1,007.4                            | 1,007.2 | 1,007.2   | 1,006.9  | 1,007.4 | 1,007.4 | 1,007.4 | 1,007.2 | 1,007.8 | 1,007.6   | 1,007.4  | 1,007.5 |
| 7        | 1,006.1                            | 1,006.0 | 1,006.3   | 1,006.0  | 1,006.6 | 1,006.3 | 1,006.2 | 1,006.7 | 1,007.0 | 1,007.2   | 1,006.7  | 1,006.5 |
| 8        | 1,006.8                            | 1,006.7 | 1,007.0   | 1,006.7  | 1,007.2 | 1,006.8 | 1,006.9 | 1,006.9 | 1,007.3 | 1,007.2   | 1,007.0  | 1,007.2 |
| 9        | 1,014.8                            | 1,015.6 | 1,015.4   | 1,014.6  | 1,014.9 | 1,014.5 | 1,014.1 | 1,013.7 | 1,015.5 | 1,014.3   | 1,012.5  | 1,015.7 |
| 10       | 1,019.2                            | 1,018.8 | 1,019.5   | 1,019.0  | 1,019.3 | 1,019.0 | 1,018.7 | 1,017.6 | 1,018.6 | 1,017.9   | 1,017.3  | 1,018.7 |
| 11       | 1,023.1                            | 1,021.1 | 1,023.2   | 1,023.0  | 1,023.3 | 1,022.9 | 1,022.6 | 1,021.6 | 1,021.9 | 1,021.7   | 1,021.2  | 1,021.4 |
| 12       | 1,026.1                            | 1,022.7 | 1,025.9   | 1,026.3  | 1,026.4 | 1,026.1 | 1,025.9 | 1,024.5 | 1,024.3 | 1,024.5   | 1,023.9  | 1,023.3 |
| 2020. 1  | 1,023.9                            | 1,021.9 | 1,023.9   | 1,023.8  | 1,024.0 | 1,023.8 | 1,023.5 | 1,021.9 | 1,022.2 | 1,022.0   | 1,021.6  | 1,021.7 |
| 2        | 1,025.2                            | 1,022.5 | 1,024.8   | 1,025.1  | 1,025.4 | 1,025.2 | 1,025.1 | 1,023.8 | 1,023.7 | 1,023.8   | 1,023.9  | 1,022.8 |
| 3        | 1,018.1                            | 1,015.8 | 1,017.3   | 1,018.0  | 1,018.4 | 1,018.5 | 1,018.5 | 1,017.5 | 1,017.2 | 1,017.6   | 1,017.6  | 1,016.5 |
|          | ( ) Mean air temperature           |         |           |          |         |         |         |         |         |           |          |         |
| 2012     | 12.1                               | 12.0    | 10.7      | 12.7     | 12.6    | 11.5    | 12.3    | 14.0    | 14.1    | 13.7      | 16.7     | 11.9    |
| 2013     | 12.3                               | 12.9    | 11.1      | 13.3     | 13.1    | 11.8    | 12.6    | 14.7    | 14.9    | 14.5      | 17.4     | 12.8    |
| 2014     | 13.1                               | 13.2    | 12.1      | 13.9     | 13.4    | 12.3    | 13.0    | 14.7    | 14.6    | 14.7      | 17.0     | 12.9    |
| 2015     | 13.5                               | 12.6    | 12.5      | 14.0     | 14.0    | 12.7    | 13.4    | 14.9    | 14.8    | 14.8      | 16.7     | 13.2    |
| 2016     | 13.6                               | 12.8    | 12.4      | 13.9     | 14.0    | 12.9    | 13.8    | 15.3    | 15.2    | 15.3      | 17.0     | 13.2    |
| 2017     | 12.6                               | 13.1    | 11.7      | 13.4     | 13.4    | 12.2    | 13.1    | 15.0    | 15.0    | 14.9      | 17.0     | 13.2    |
| 2018     | 12.7                               | 12.6    | 11.6      | 13.5     | 13.5    | 12.2    | 13.2    | 14.9    | 14.8    | 14.8      | 16.7     | 13.0    |
| 2018. 12 | -0.3                               | 1.6     | -2.8      | 0.3      | 0.6     | 0.6     | 1.9     | 5.2     | 4.0     | 5.3       | 9.8      | 3.2     |
| 2019. 1  | -1.1                               | 1.7     | -3.5      | -0.1     | 0.0     | -1.1    | 0.3     | 3.7     | 3.6     | 3.8       | 7.8      | 2.9     |
| 2        | 0.8                                | 2.5     | 0.0       | 1.9      | 2.0     | 0.4     | 2.0     | 5.5     | 5.5     | 6.0       | 9.3      | 4.3     |
| 3        | 6.6                                | 8.2     | 5.7       | 7.8      | 7.7     | 5.8     | 6.8     | 9.8     | 10.3    | 10.1      | 11.6     | 8.7     |
| 4        | 11.7                               | 11.9    | 11.3      | 13.1     | 12.9    | 11.0    | 11.6    | 13.0    | 13.5    | 13.0      | 15.0     | 11.6    |
| 5        | 18.4                               | 19.8    | 19.0      | 20.2     | 19.7    | 17.3    | 17.5    | 19.1    | 20.8    | 18.3      | 19.9     | 18.1    |
| 6        | 22.1                               | 20.0    | 22.1      | 23.0     | 22.6    | 20.9    | 20.8    | 21.3    | 21.6    | 20.8      | 21.7     | 19.3    |
| 7        | 25.8                               | 24.7    | 25.6      | 26.3     | 25.8    | 24.6    | 25.0    | 24.4    | 26.0    | 24.3      | 24.2     | 24.2    |
| 8        | 26.8                               | 25.7    | 26.2      | 27.6     | 27.2    | 25.9    | 26.5    | 27.0    | 27.0    | 26.8      | 27.1     | 25.1    |
| 9        | 22.3                               | 20.9    | 21.3      | 22.9     | 22.5    | 21.6    | 22.0    | 23.1    | 23.0    | 23.1      | 24.1     | 21.1    |
| 10       | 16.0                               | 16.1    | 14.7      | 16.5     | 16.2    | 15.5    | 16.3    | 18.5    | 18.0    | 18.2      | 20.0     | 16.2    |
| 11       | 7.5                                | 9.4     | 5.6       | 8.7      | 8.7     | 7.8     | 9.6     | 12.8    | 11.6    | 12.6      | 15.6     | 10.1    |
| 12       | 1.5                                | 4.2     | -0.1      | 2.3      | 2.6     | 2.4     | 3.8     | 6.4     | 5.4     | 6.4       | 10.7     | 5.1     |
| 2020. 1  | 1.6                                | 3.4     | -0.1      | 2.6      | 2.7     | 1.8     | 3.2     | 5.8     | 5.3     | 5.8       | 9.4      | 4.4     |
| 2        | 2.4                                | 4.1     | 1.4       | 3.5      | 3.6     | 2.5     | 3.6     | 6.4     | 6.0     | 6.8       | 9.7      | 4.9     |
| 3        | 7.1                                | 7.9     | 7.0       | 8.5      | 8.5     | 6.5     | 7.5     | 9.9     | 10.0    | 10.2      | 12.3     | 8.3     |

## 2. Meteorological Observation(Cont'd)

| Suwon                      | Sokcho  | Chuncheon | Cheongju | Daejeon | Seosan  | Gunsan  | Yeosu   | Pohang  | Tongyeong | Seogwipo | Ulsan   |          |
|----------------------------|---------|-----------|----------|---------|---------|---------|---------|---------|-----------|----------|---------|----------|
| Mean relative humidity (%) |         |           |          |         |         |         |         |         |           |          |         |          |
| 69                         | 67      | 69        | 64       | 68      | 76      | 76      | 68      | 65      | 68        | 70       | 68      | 2012     |
| 72                         | 66      | 73        | 65       | 73      | 81      | 81      | 68      | 60      | 68        | 70       | 67      | 2013     |
| 68                         | 68      | 70        | 63       | 72      | 78      | 82      | 59      | 64      | 70        | 71       | 68      | 2014     |
| 68                         | 68      | 70        | 59       | 70      | 78      | 82      | 60      | 65      | 73        | 73       | 68      | 2015     |
| 68                         | 68      | 71        | 59       | 70      | 81      | 82      | 62      | 65      | 71        | 76       | 70      | 2016     |
| 67                         | 62      | 70        | 58       | 68      | 78      | 76      | 63      | 60      | 69        | 72       | 64      | 2017     |
| 67                         | 62      | 69        | 60       | 69      | 73      | 75      | 68      | 64      | 70        | 79       | 66      | 2018     |
| 56                         | 42      | 64        | 55       | 64      | 63      | 65      | 55      | 52      | 54        | 72       | 49      | 12. 2018 |
| 59                         | 35      | 59        | 52       | 60      | 66      | 70      | 51      | 43      | 50        | 66       | 42      | 1. 2019  |
| 61                         | 49      | 60        | 55       | 60      | 66      | 70      | 54      | 53      | 55        | 67       | 54      | 2        |
| 64                         | 51      | 62        | 53       | 60      | 67      | 74      | 58      | 55      | 63        | 63       | 56      | 3        |
| 63                         | 55      | 59        | 53       | 61      | 66      | 74      | 68      | 60      | 67        | 76       | 62      | 4        |
| 61                         | 52      | 55        | 48       | 56      | 65      | 69      | 62      | 53      | 68        | 66       | 62      | 5        |
| 71                         | 78      | 70        | 64       | 72      | 75      | 81      | 80      | 75      | 80        | 89       | 79      | 6        |
| 77                         | 80      | 76        | 72       | 79      | 81      | 83      | 87      | 78      | 85        | 97       | 81      | 7        |
| 72                         | 78      | 78        | 70       | 78      | 81      | 81      | 80      | 80      | 81        | 93       | 83      | 8        |
| 80                         | 79      | 79        | 72       | 81      | 80      | 83      | 83      | 81      | 82        | 92       | 84      | 9        |
| 79                         | 68      | 76        | 67       | 76      | 76      | 76      | 67      | 72      | 71        | 78       | 75      | 10       |
| 73                         | 57      | 74        | 63       | 72      | 72      | 72      | 62      | 64      | 66        | 75       | 67      | 11       |
| 76                         | 45      | 72        | 65       | 70      | 73      | 69      | 58      | 54      | 60        | 73       | 52      | 12       |
| 78                         | 53      | 70        | 64       | 69      | 72      | 72      | 62      | 60      | 63        | 77       | 60      | 1. 2020  |
| 81                         | 53      | 67        | 63       | 68      | 72      | 75      | 62      | 59      | 64        | 75       | 59      | 2        |
| 71                         | 56      | 55        | 50       | 56      | 62      | 67      | 60      | 58      | 65        | 73       | 62      | 3        |
| Precipitation (mm)         |         |           |          |         |         |         |         |         |           |          |         |          |
| 1,748.3                    | 1,217.7 | 1,324.3   | 1,387.6  | 1,409.5 | 1,642.6 | 1,659.5 | 1,825.1 | 1,333.7 | 1,611.2   | 2,700.8  | 1,101.3 | 2012     |
| 1,240.1                    | 1,115.7 | 1,738.9   | 1,240.7  | 1,120.2 | 1,018.7 | 1,092.4 | 1,200.8 | 905.2   | 1,161.9   | 1,086.6  | 994.1   | 2013     |
| 1,029.1                    | 1,099.0 | 674.4     | 913.7    | 1,117.7 | 1,000.2 | 1,141.0 | 1,575.3 | 1,338.0 | 1,697.1   | 2,473.2  | 1,282.6 | 2014     |
| 751.1                      | 1,127.7 | 757.8     | 756.9    | 822.7   | 815.9   | 895.8   | 1,250.5 | 919.5   | 1,463.8   | 2,618.1  | 819.1   | 2015     |
| 1,023.4                    | 1,333.8 | 1,333.8   | 938.0    | 1,228.4 | 922.1   | 1,144.4 | 1,616.6 | 1,515.4 | 1,993.7   | 2,204.5  | 1,196.3 | 2016     |
| 1,328.6                    | 1,208.2 | 1,217.2   | 1,301.2  | 1,127.5 | 830.4   | 774.4   | 1,019.6 | 674.3   | 1,249.4   | 1,334.0  | 857.5   | 2017     |
| 1,293.1                    | 1,777.0 | 1,401.5   | 1,381.6  | 1,542.1 | 1,227.2 | 1,637.1 | 1,578.7 | 1,284.3 | 2,118.7   | 2,166.2  | 1,436.2 | 2018     |
| 24.1                       | 10.4    | 16.8      | 28.5     | 33.7    | 26.8    | 37.4    | 45.5    | 31.1    | 59.5      | 45.6     | 20.3    | 12. 2018 |
| 0.5                        | 8.7     | 1.3       | 0.1      | 1.7     | 1.1     | 6.7     | 12.9    | 17.7    | 18.3      | 21.7     | 15.6    | 1. 2019  |
| 33.4                       | 27.6    | 29.0      | 23.0     | 46.3    | 30.2    | 35.7    | 46.4    | 22.7    | 53.2      | 37.7     | 19.9    | 2        |
| 39.6                       | 44.4    | 38.7      | 20.3     | 33.7    | 43.7    | 33.6    | 63.3    | 27.6    | 65.6      | 64.8     | 47.9    | 3        |
| 43.6                       | 80.9    | 49.4      | 60.8     | 91.6    | 43.9    | 78.8    | 93.6    | 95.4    | 105.6     | 89.2     | 106.2   | 4        |
| 26.7                       | 5.7     | 27.1      | 20.3     | 35.6    | 20.1    | 44.3    | 132.4   | 14.7    | 95.2      | 376.7    | 17.5    | 5        |
| 68.8                       | 97.8    | 76.4      | 82.5     | 77.9    | 56.3    | 74.8    | 289.2   | 190.1   | 411.3     | 189.1    | 142.1   | 6        |
| 190.9                      | 234.4   | 238.6     | 204.8    | 199.0   | 174.5   | 198.1   | 303.5   | 94.9    | 329.3     | 452.1    | 135.9   | 7        |
| 117.9                      | 293.5   | 192.3     | 80.5     | 104.3   | 121.1   | 104.5   | 66.5    | 231.7   | 79.2      | 317.3    | 140.5   | 8        |
| 201.9                      | 209.9   | 142.6     | 155.1    | 167.0   | 181.1   | 185.2   | 280.1   | 273.6   | 237.1     | 394.9    | 184.5   | 9        |
| 73.1                       | 185.5   | 50.3      | 84.3     | 106.1   | 81.0    | 98.4    | 198.7   | 381.9   | 223.9     | 150.6    | 661.3   | 10       |
| 93.2                       | 157.3   | 63.1      | 104.9    | 94.0    | 124.6   | 114.7   | 14.7    | 47.2    | 26.1      | 31.3     | 94.5    | 11       |
| 26.2                       | 9.8     | 14.4      | 20.1     | 27.0    | 37.4    | 33.3    | 28.6    | 27.6    | 39.8      | 84.9     | 15.3    | 12       |
| 61.0                       | 148.1   | 80.0      | 62.0     | 78.5    | 46.0    | 70.6    | 81.3    | 152.3   | 124.6     | 110.1    | 103.0   | 1. 2020  |
| 59.2                       | 55.8    | 54.2      | 62.7     | 91.2    | 72.3    | 60.5    | 61.3    | 59.9    | 75.0      | 95.5     | 64.8    | 2        |
| 19.5                       | 38.0    | 13.8      | 22.9     | 24.4    | 23.0    | 16.8    | 52.3    | 29.4    | 61.8      | 132.2    | 35.8    | 3        |

### 3. Heavy Metal Concentrations in the Atmosphere

1)2)

| : $\mu\text{g}/\text{m}^3$ |         |        |        |         |         |         |        |        |        |        | In $\mu\text{g}/\text{m}^3$ |        |
|----------------------------|---------|--------|--------|---------|---------|---------|--------|--------|--------|--------|-----------------------------|--------|
|                            | Seoul   | Busan  | Daegu  | Incheon | Gwangju | Daejeon | Ulsan  | Suwon  | Ansan  | Yeosu  | Pohang                      |        |
|                            | Pb      |        |        |         |         |         |        |        |        |        |                             |        |
|                            | 2014    | 0.0366 | 0.0228 | 0.0262  | 0.0411  | 0.0144  | 0.0310 | 0.0370 | 0.0419 | 0.0732 | 0.0182                      | 0.0338 |
|                            | 2015    | 0.0239 | 0.0223 | 0.0253  | 0.0281  | 0.0143  | 0.0274 | 0.0281 | -      | 0.0659 | 0.0178                      | 0.0160 |
|                            | 2016    | 0.0263 | 0.0204 | 0.0256  | 0.0261  | 0.0134  | 0.0243 | 0.0340 | -      | 0.0664 | 0.0281                      | 0.0197 |
|                            | 2017    | 0.0228 | 0.0136 | 0.0199  | 0.0221  | 0.0120  | 0.0192 | 0.0222 | 0.0224 | 0.0495 | 0.0118                      | 0.0223 |
|                            | 2018    | 0.0191 | 0.0159 | 0.0200  | 0.0192  | 0.0059  | 0.0132 | 0.0270 | 0.0210 | 0.0510 | 0.0162                      | 0.0246 |
|                            | 2018. 5 | 0.0146 | 0.0102 | 0.0140  | 0.0174  | 0.0062  | 0.0104 | 0.0380 | 0.0285 | 0.0820 | 0.0066                      | 0.0183 |
|                            | 6       | 0.0081 | 0.0202 | 0.0206  | 0.0135  | 0.0077  | 0.0085 | 0.0191 | 0.0132 | 0.0337 | 0.0196                      | 0.0360 |
|                            | 7       | 0.0063 | 0.0171 | 0.0067  | 0.0097  | 0.0008  | 0.0051 | 0.1044 | 0.0072 | 0.0374 | 0.0156                      | 0.0257 |
|                            | 8       | 0.0074 | 0.0212 | 0.0153  | 0.0088  | 0.0042  | 0.0060 | 0.0427 | 0.0057 | -      | 0.0079                      | 0.0175 |
|                            | 9       | 0.0032 | 0.0151 | 0.0197  | 0.0165  | 0.0058  | 0.0067 | 0.0020 | 0.0036 | 0.0119 | 0.0067                      | 0.0248 |
|                            | 10      | 0.0157 | 0.0194 | 0.0183  | 0.0153  | 0.0087  | 0.0064 | 0.0213 | 0.0317 | 0.0713 | 0.0154                      | 0.0126 |
|                            | 11      | 0.0388 | 0.0266 | 0.0306  | 0.0389  | 0.0182  | 0.0299 | 0.0188 | 0.0340 | 0.0747 | 0.0132                      | 0.0355 |
|                            | 12      | 0.0399 | 0.0165 | 0.0202  | 0.0298  | 0.0073  | 0.0121 | 0.0102 | 0.0313 | 0.0484 | 0.0256                      | 0.0228 |
|                            | 2019. 1 | 0.0442 | 0.0227 | 0.0309  | 0.0336  | 0.0132  | 0.0308 | 0.0179 | 0.0465 | 0.0676 | 0.0166                      | 0.0232 |
|                            | 2       | 0.0477 | 0.0220 | 0.0297  | 0.0220  | 0.0119  | 0.0185 | 0.0273 | 0.0335 | 0.0560 | 0.0172                      | 0.0174 |
|                            | 3       | 0.0231 | 0.0281 | 0.0276  | 0.0142  | 0.0287  | 0.0351 | 0.0192 | 0.0216 | 0.0595 | 0.0100                      | 0.0347 |
|                            | 4       | 0.0175 | 0.0118 | 0.0157  | 0.0170  | 0.0099  | 0.0130 | 0.0122 | 0.0144 | 0.0446 | 0.0103                      | 0.0322 |
|                            | 5       | 0.0329 | 0.0202 | 0.0258  | 0.0188  | 0.0100  | 0.0156 | 0.0255 | 0.0263 | 0.1136 | 0.0086                      | 0.0241 |
|                            | 6       | 0.0282 | 0.0202 | 0.0180  | 0.0144  | 0.0067  | 0.0110 | 0.0119 | 0.0406 | 0.1345 | 0.0059                      | 0.0498 |
| 7                          | 0.0050  | 0.0174 | 0.0107 | 0.0071  | 0.0024  | 0.0085  | 0.0170 | 0.0371 | 0.1144 | 0.0022 | 0.0145                      |        |
| 8                          | 0.0111  | 0.0092 | 0.0153 | 0.0088  | 0.0039  | 0.0031  | 0.0395 | 0.0073 | 0.0266 | 0.0052 | 0.0316                      |        |
| 9                          | 0.0042  | 0.0156 | 0.0195 | 0.0102  | 0.0030  | 0.0034  | 0.0178 | 0.0036 | 0.0253 | 0.0047 | 0.0139                      |        |
| 10                         | 0.0283  | 0.0133 | 0.0178 | 0.0203  | 0.0081  | 0.0131  | 0.0110 | 0.0160 | 0.0273 | 0.0080 | 0.0331                      |        |
| 11                         | 0.0218  | 0.0202 | 0.0338 | 0.0223  | 0.0181  | 0.0198  | 0.0031 | 0.0302 | 0.0502 | 0.0059 | 0.0596                      |        |
| 12                         | 0.0422  | 0.0196 | 0.0389 | 0.0420  | 0.0118  | 0.0228  | 0.0249 | 0.0277 | 0.0338 | 0.0099 | 0.0538                      |        |

: 1) 2013. 1

2)

:

(TSP PM-10)

Note: 1) Change in the measuring method in the measuring networks of heavy metal concentration in the atmosphere since Jan. 2013.

2) Average data for observation centers of cities.

Source: Ministry of Environment.

# 4. Acidity(pH) of Rain in Major Cities

1)

| : pH    |       |       |       |         |         |         |       |       |          | In pH |
|---------|-------|-------|-------|---------|---------|---------|-------|-------|----------|-------|
|         | ( )   | ( )   | ( )   | ( )     | ( )     | ( )     | ( )   | ( )   | ( )      | ( )   |
|         | Seoul | Busan | Daegu | Incheon | Gwangju | Daejeon | Wonju | Mokpo | Changwon | Jeju  |
| 2014    | 4.8   | 5.0   | 5.1   | 4.7     | 5.4     | 5.1     | 4.9   | 5.1   | 4.8      | 5.8   |
| 2015    | 4.8   | 5.5   | 5.2   | 4.9     | 5.1     | 5.0     | 5.0   | 5.0   | 5.1      | 5.7   |
| 2016    | 5.1   | 5.3   | 5.3   | 4.9     | 5.6     | 5.2     | 5.7   | 5.5   | 5.2      | 5.1   |
| 2017    | 5.3   | 5.2   | 5.0   | 5.0     | 5.0     | 5.1     | 5.6   | 4.8   | 5.3      | 5.3   |
| 2018    | 5.1   | 5.4   | 5.6   | 5.0     | 6.0     | 5.2     | 5.8   | 5.2   | 5.3      | 6.2   |
| 2017. 5 | 6.4   | 5.6   | 5.9   | 5.5     | 5.5     | 5.2     | 6.1   | 5.9   | 6.1      | 5.3   |
| 6       | 5.2   | 4.8   | 5.3   | 4.3     | 5.2     | 5.2     | 5.5   | 5.0   | 4.5      | 5.5   |
| 7       | 5.4   | 5.4   | 4.5   | 5.3     | 5.4     | 5.3     | 5.4   | 5.3   | 6.0      | 5.6   |
| 8       | 5.2   | 4.7   | 4.8   | 5.3     | 4.8     | 4.9     | 6.0   | 4.6   | 5.3      | 5.4   |
| 9       | 5.5   | 5.3   | 5.2   | 5.4     | 4.7     | 5.2     | 6.1   | 4.7   | 5.6      | 5.8   |
| 10      | 5.4   | 5.3   | 5.5   | 5.5     | 6.0     | 4.9     | 5.8   | 5.0   | 5.9      | 4.9   |
| 11      | 5.1   | -     | -     | 5.1     | -       | 5.1     | 5.3   | 3.6   | -        | 6.2   |
| 12      | 4.9   | 5.8   | 5.9   | 4.1     | 6.3     | 5.2     | 5.7   | 5.3   | 6.2      | -     |
| 2018. 1 | 5.7   | 5.7   | 6.0   | 5.0     | 5.6     | 5.1     | 5.1   | 5.4   | 5.7      | 6.4   |
| 2       | 5.5   | 5.2   | 5.9   | 5.4     | 6.9     | 5.1     | 5.5   | 5.0   | 4.6      | 6.8   |
| 3       | 4.9   | 5.0   | 5.5   | 5.0     | 5.6     | 5.0     | 5.6   | 5.4   | 5.4      | 6.3   |
| 4       | 5.3   | 5.5   | 6.1   | 5.1     | 6.0     | 5.1     | 5.7   | 5.1   | 5.0      | 6.7   |
| 5       | 5.1   | 5.1   | 5.9   | 4.8     | 6.1     | 5.3     | 5.7   | 4.5   | 5.0      | 5.5   |
| 6       | 5.5   | 6.0   | 6.3   | 5.1     | 6.3     | 5.2     | 5.9   | 5.2   | 5.6      | 5.4   |
| 7       | 5.3   | 5.3   | 5.9   | 4.9     | 6.1     | 5.3     | 6.2   | 6.2   | 5.1      | 5.4   |
| 8       | 5.2   | 5.5   | 5.3   | 5.1     | 6.1     | 5.3     | 6.0   | 6.3   | 5.3      | 6.4   |
| 9       | 4.9   | 6.0   | 5.2   | 4.9     | 5.7     | 5.3     | 6.1   | 5.2   | 5.4      | 6.1   |
| 10      | 4.7   | 6.1   | 5.9   | 5.1     | 6.3     | 5.3     | 5.9   | 6.5   | 6.2      | 6.1   |
| 11      | 4.9   | 5.8   | 5.6   | 4.9     | 5.6     | 5.3     | 5.5   | 5.4   | 6.1      | 6.3   |
| 12      | 4.8   | 5.8   | 5.4   | 4.6     | 6.2     | 5.3     | 5.9   | 5.9   | 5.4      | 6.2   |

: 1) 2002. 1  
:

Note: 1) Data are not the average of city but that of the place measured since Jan, 2002.  
Source: Ministry of Environment.

5.

1)

|               | Seoul | Busan | Daegu | Incheon | Gwangju | Daejeon | Ulsan | Sejong |
|---------------|-------|-------|-------|---------|---------|---------|-------|--------|
| 2)            |       |       |       |         |         |         |       |        |
| SO (ppm)      |       |       |       |         |         |         |       |        |
| 2012          | 0.005 | 0.006 | 0.004 | 0.007   | 0.004   | 0.004   | 0.008 | -      |
| 2013          | 0.006 | 0.007 | 0.004 | 0.007   | 0.005   | 0.004   | 0.008 | -      |
| 2014          | 0.006 | 0.007 | 0.004 | 0.007   | 0.004   | 0.004   | 0.008 | -      |
| 2015          | 0.005 | 0.006 | 0.003 | 0.006   | 0.003   | 0.004   | 0.007 | -      |
| 2016          | 0.005 | 0.005 | 0.003 | 0.006   | 0.003   | 0.003   | 0.007 | 0.004  |
| 2017          | 0.005 | 0.005 | 0.003 | 0.006   | 0.003   | 0.003   | 0.006 | 0.003  |
| 2018          | 0.004 | 0.005 | 0.003 | 0.005   | 0.003   | 0.002   | 0.006 | -0.003 |
| 2018. 12      | 0.005 | 0.004 | 0.004 | 0.005   | 0.003   | 0.003   | 0.004 | 0.004  |
| 2019. 1       | 0.005 | 0.005 | 0.004 | 0.006   | 0.003   | 0.004   | 0.004 | 0.004  |
| 2             | 0.005 | 0.004 | 0.003 | 0.006   | 0.003   | 0.003   | 0.004 | 0.004  |
| 3             | 0.005 | 0.004 | 0.003 | 0.005   | 0.002   | 0.003   | 0.005 | 0.003  |
| 4             | 0.004 | 0.005 | 0.003 | 0.005   | 0.002   | 0.002   | 0.006 | 0.003  |
| 5             | 0.005 | 0.006 | 0.003 | 0.006   | 0.003   | 0.003   | 0.007 | 0.004  |
| 6             | 0.004 | 0.006 | 0.002 | 0.004   | 0.002   | 0.002   | 0.007 | 0.003  |
| 7             | 0.004 | 0.005 | 0.002 | 0.004   | 0.002   | 0.002   | 0.006 | 0.003  |
| 8             | 0.004 | 0.005 | 0.002 | 0.004   | 0.003   | 0.002   | 0.006 | 0.003  |
| 9             | 0.003 | 0.004 | 0.002 | 0.004   | 0.003   | 0.002   | 0.005 | 0.003  |
| 10            | 0.003 | 0.004 | 0.002 | 0.004   | 0.003   | 0.002   | 0.004 | 0.003  |
| 11            | 0.004 | 0.004 | 0.003 | 0.005   | 0.003   | 0.003   | 0.004 | 0.003  |
| 12            | 0.004 | 0.004 | 0.004 | 0.005   | 0.003   | 0.003   | 0.004 | 0.003  |
| 3)            |       |       |       |         |         |         |       |        |
| PM-10 (µg/m³) |       |       |       |         |         |         |       |        |
| 2012          | 41    | 43    | 42    | 47      | 38      | 39      | 46    | -      |
| 2013          | 45    | 49    | 45    | 49      | 42      | 42      | 47    | -      |
| 2014          | 46    | 48    | 45    | 49      | 41      | 41      | 46    | -      |
| 2015          | 45    | 46    | 46    | 53      | 43      | 46      | 46    | -      |
| 2016          | 48    | 44    | 43    | 49      | 40      | 44      | 43    | 46     |
| 2017          | 44    | 44    | 42    | 46      | 40      | 45      | 43    | 47     |
| 2018          | 40    | 41    | 39    | 40      | 41      | 44      | 40    | -40    |
| 2018. 12      | 43    | 40    | 47    | 45      | 43      | 51      | 35    | 55     |
| 2019. 1       | 66    | 48    | 57    | 62      | 53      | 66      | 45    | 70     |
| 2             | 57    | 48    | 54    | 55      | 57      | 62      | 46    | 64     |
| 3             | 69    | 51    | 54    | 67      | 63      | 68      | 49    | 71     |
| 4             | 41    | 40    | 40    | 43      | 43      | 40      | 40    | 40     |
| 5             | 52    | 47    | 46    | 51      | 50      | 46      | 49    | 50     |
| 6             | 29    | 32    | 32    | 29      | 40      | 30      | 34    | 34     |
| 7             | 26    | 26    | 26    | 31      | 29      | 23      | 29    | 23     |
| 8             | 25    | 30    | 26    | 30      | 31      | 25      | 30    | 27     |
| 9             | 21    | 24    | 23    | 28      | 27      | 22      | 25    | 23     |
| 10            | 31    | 27    | 27    | 35      | 35      | 29      | 27    | 32     |
| 11            | 40    | 35    | 41    | 41      | 43      | 43      | 34    | 45     |
| 12            | 42    | 35    | 42    | 40      | 33      | 40      | 33    | 46     |

: 1) (-) 50% ~ 75% 4) 8 0.06ppm  
2) 0.02ppm 5) 0.03ppm  
3) 50µg/m³  
:

## 5. Air Quality in Major Cities <sup>1)</sup>

| Seoul       | Busan | Daegu | Incheon | Gwangju | Daejeon | Ulsan | Sejong |          |
|-------------|-------|-------|---------|---------|---------|-------|--------|----------|
| 4) O (ppm)  |       |       |         |         |         |       |        |          |
| 0.021       | 0.029 | 0.026 | 0.024   | 0.027   | 0.024   | 0.026 | -      | 2012     |
| 0.022       | 0.029 | 0.025 | 0.025   | 0.029   | 0.024   | 0.028 | -      | 2013     |
| 0.023       | 0.029 | 0.026 | 0.026   | 0.029   | 0.026   | 0.028 | -      | 2014     |
| 0.022       | 0.029 | 0.026 | 0.025   | 0.028   | 0.025   | 0.028 | -      | 2015     |
| 0.024       | 0.030 | 0.026 | 0.025   | 0.029   | 0.028   | 0.027 | 0.028  | 2016     |
| 0.025       | 0.032 | 0.029 | 0.026   | 0.030   | 0.029   | 0.031 | 0.030  | 2017     |
| 0.023       | 0.029 | 0.027 | 0.025   | 0.028   | 0.027   | 0.028 | -0.026 | 2018     |
| 0.012       | 0.019 | 0.013 | 0.016   | 0.018   | 0.011   | 0.021 | 0.012  | 12. 2018 |
| 0.012       | 0.023 | 0.017 | 0.017   | 0.021   | 0.013   | 0.025 | 0.014  | 1. 2019  |
| 0.018       | 0.029 | 0.024 | 0.023   | 0.028   | 0.016   | 0.030 | 0.020  | 2        |
| 0.028       | 0.039 | 0.036 | 0.033   | 0.036   | 0.028   | 0.039 | 0.034  | 3        |
| 0.029       | 0.037 | 0.036 | 0.033   | 0.036   | 0.030   | 0.037 | 0.036  | 4        |
| 0.043       | 0.048 | 0.048 | 0.046   | 0.048   | 0.045   | 0.047 | 0.051  | 5        |
| 0.039       | 0.038 | 0.044 | 0.041   | 0.039   | 0.038   | 0.038 | 0.044  | 6        |
| 0.031       | 0.028 | 0.030 | 0.032   | 0.029   | 0.028   | 0.028 | 0.031  | 7        |
| 0.030       | 0.030 | 0.030 | 0.037   | 0.031   | 0.029   | 0.029 | 0.031  | 8        |
| 0.024       | 0.028 | 0.025 | 0.026   | 0.027   | 0.025   | 0.027 | 0.025  | 9        |
| 0.021       | 0.029 | 0.022 | 0.024   | 0.025   | 0.020   | 0.029 | 0.021  | 10       |
| 0.013       | 0.023 | 0.017 | 0.017   | 0.021   | 0.016   | 0.023 | 0.016  | 11       |
| 0.011       | 0.018 | 0.014 | 0.015   | 0.019   | 0.013   | 0.020 | 0.013  | 12       |
| 5) NO (ppm) |       |       |         |         |         |       |        |          |
| 0.030       | 0.020 | 0.021 | 0.027   | 0.019   | 0.021   | 0.023 | -      | 2012     |
| 0.033       | 0.021 | 0.023 | 0.028   | 0.020   | 0.021   | 0.024 | -      | 2013     |
| 0.033       | 0.020 | 0.024 | 0.028   | 0.019   | 0.020   | 0.023 | -      | 2014     |
| 0.032       | 0.020 | 0.021 | 0.026   | 0.019   | 0.019   | 0.022 | -      | 2015     |
| 0.031       | 0.021 | 0.020 | 0.025   | 0.018   | 0.019   | 0.022 | 0.022  | 2016     |
| 0.030       | 0.020 | 0.020 | 0.024   | 0.019   | 0.018   | 0.022 | 0.020  | 2017     |
| 0.028       | 0.019 | 0.019 | 0.025   | 0.017   | 0.019   | 0.020 | -0.018 | 2018     |
| 0.035       | 0.023 | 0.029 | 0.030   | 0.024   | 0.028   | 0.022 | 0.026  | 12. 2018 |
| 0.039       | 0.024 | 0.029 | 0.032   | 0.025   | 0.029   | 0.024 | 0.024  | 1. 2019  |
| 0.036       | 0.022 | 0.026 | 0.029   | 0.020   | 0.027   | 0.022 | 0.021  | 2        |
| 0.034       | 0.020 | 0.021 | 0.028   | 0.022   | 0.023   | 0.022 | 0.022  | 3        |
| 0.029       | 0.019 | 0.017 | 0.026   | 0.019   | 0.018   | 0.021 | 0.018  | 4        |
| 0.028       | 0.021 | 0.016 | 0.023   | 0.017   | 0.017   | 0.024 | 0.018  | 5        |
| 0.020       | 0.016 | 0.013 | 0.017   | 0.014   | 0.013   | 0.019 | 0.015  | 6        |
| 0.018       | 0.015 | 0.011 | 0.015   | 0.011   | 0.011   | 0.016 | 0.012  | 7        |
| 0.018       | 0.014 | 0.012 | 0.015   | 0.011   | 0.011   | 0.014 | 0.013  | 8        |
| 0.021       | 0.015 | 0.013 | 0.021   | 0.012   | 0.013   | 0.015 | 0.015  | 9        |
| 0.025       | 0.017 | 0.017 | 0.023   | 0.017   | 0.018   | 0.016 | 0.019  | 10       |
| 0.034       | 0.023 | 0.026 | 0.031   | 0.023   | 0.025   | 0.022 | 0.026  | 11       |
| 0.035       | 0.026 | 0.030 | 0.031   | 0.025   | 0.028   | 0.025 | 0.029  | 12       |

Note: 1) Minus values are the monthly average for cities whose data acquisition rates record between 50% and 75%.

2) The air quality standard of SO<sub>2</sub> is 0.02ppm or less on annual average.

3) The air quality standard of PM-10 is 50µg/m<sup>3</sup> or less on annual average.

4) The air quality standard of O<sub>3</sub> is 0.06ppm or less on average for eight hours.

5) The air quality standard of NO<sub>2</sub> 0.03ppm or less on annual average.

Source: Ministry of Environment.

5.

( )<sup>1)</sup>

|                    |       |       |          |         |        | 6)       |         |
|--------------------|-------|-------|----------|---------|--------|----------|---------|
|                    | Suwon | Ansan | Gwacheon | Bucheon | Wonju  | Cheongju | Cheonan |
| 2) SO (ppm)        |       |       |          |         |        |          |         |
| 2012               | 0.005 | 0.006 | 0.005    | 0.006   | 0.005  | 0.004    | 0.006   |
| 2013               | 0.006 | 0.006 | 0.004    | 0.007   | 0.005  | 0.005    | 0.004   |
| 2014               | 0.006 | 0.006 | 0.004    | 0.006   | 0.006  | 0.004    | 0.004   |
| 2015               | 0.005 | 0.006 | 0.004    | 0.006   | 0.005  | 0.004    | 0.003   |
| 2016               | 0.004 | 0.005 | 0.004    | 0.006   | 0.004  | 0.004    | 0.003   |
| 2017               | 0.004 | 0.005 | 0.004    | 0.006   | 0.003  | 0.004    | 0.003   |
| 2018               | 0.003 | 0.005 | 0.003    | 0.004   | -0.003 | 0.004    | 0.004   |
| 2018. 12           | 0.004 | 0.005 | 0.004    | 0.005   | 0.004  | 0.004    | 0.004   |
| 2019. 1            | 0.004 | 0.005 | 0.005    | 0.005   | 0.006  | 0.005    | 0.005   |
| 2                  | 0.004 | 0.005 | 0.004    | 0.005   | 0.004  | 0.004    | 0.005   |
| 3                  | 0.004 | 0.005 | 0.004    | 0.005   | 0.004  | 0.003    | 0.004   |
| 4                  | 0.003 | 0.005 | 0.003    | 0.004   | 0.002  | 0.003    | 0.003   |
| 5                  | 0.004 | 0.006 | 0.004    | 0.006   | 0.002  | 0.003    | 0.004   |
| 6                  | 0.003 | 0.005 | 0.003    | 0.004   | 0.002  | 0.003    | 0.004   |
| 7                  | 0.003 | 0.003 | 0.003    | 0.004   | 0.002  | 0.003    | 0.003   |
| 8                  | 0.003 | 0.004 | 0.003    | 0.005   | 0.002  | 0.003    | 0.003   |
| 9                  | 0.003 | 0.003 | 0.003    | 0.004   | 0.001  | 0.002    | 0.003   |
| 10                 | 0.002 | 0.004 | 0.003    | 0.005   | 0.002  | 0.002    | 0.003   |
| 11                 | 0.003 | 0.004 | 0.003    | 0.005   | 0.003  | 0.003    | 0.004   |
| 12                 | 0.003 | 0.004 | 0.003    | 0.005   | 0.004  | 0.004    | 0.003   |
| 3) PM-10 (µg / m³) |       |       |          |         |        |          |         |
| 2012               | 46    | 47    | 46       | 52      | 60     | 54       | 45      |
| 2013               | 51    | 51    | 50       | 59      | 63     | 56       | 47      |
| 2014               | 50    | 52    | 49       | 57      | 62     | 51       | 47      |
| 2015               | 49    | 53    | 48       | 52      | 58     | 56       | 50      |
| 2016               | 53    | 52    | 48       | 58      | 52     | 49       | 49      |
| 2017               | 48    | 48    | 46       | 49      | 50     | 46       | 46      |
| 2018               | 41    | 41    | 41       | 48      | -43    | 45       | 43      |
| 2018. 12           | 44    | 47    | 43       | 57      | 51     | 52       | 53      |
| 2019. 1            | 66    | 69    | 66       | 79      | 73     | 71       | 74      |
| 2                  | 58    | 61    | 59       | 66      | 65     | 67       | 68      |
| 3                  | 69    | 71    | 67       | 82      | 70     | 70       | 77      |
| 4                  | 41    | 42    | 43       | 57      | 44     | 45       | 48      |
| 5                  | 53    | 52    | 56       | 64      | 52     | 53       | 52      |
| 6                  | 30    | 28    | 33       | 41      | 35     | 38       | 35      |
| 7                  | 30    | 29    | 32       | 39      | 31     | 25       | 28      |
| 8                  | 30    | 30    | 31       | 36      | 30     | 26       | 30      |
| 9                  | 24    | 27    | 26       | 36      | 21     | 24       | 26      |
| 10                 | 32    | 36    | 33       | 51      | 28     | 34       | 35      |
| 11                 | 42    | 44    | 44       | 57      | 38     | 47       | 50      |
| 12                 | 43    | 45    | 43       | 52      | 40     | 47       | 47      |

## 5. Air Quality in Major Cities(Cont'd)<sup>1)</sup>

| Suwon                       | Ansan | Gwacheon | Bucheon | Wonju  | Cheongju | Cheonan |          |
|-----------------------------|-------|----------|---------|--------|----------|---------|----------|
| 4)<br>O <sub>3</sub> (ppm)  |       |          |         |        |          |         |          |
| 0.022                       | 0.023 | 0.021    | 0.022   | 0.024  | 0.025    | 0.023   | 2012     |
| 0.022                       | 0.025 | 0.022    | 0.021   | 0.024  | 0.026    | 0.025   | 2013     |
| 0.023                       | 0.027 | 0.023    | 0.022   | 0.026  | 0.026    | 0.024   | 2014     |
| 0.023                       | 0.026 | 0.022    | 0.024   | 0.025  | 0.025    | 0.025   | 2015     |
| 0.024                       | 0.025 | 0.023    | 0.025   | 0.025  | 0.026    | 0.028   | 2016     |
| 0.023                       | 0.026 | 0.022    | 0.023   | 0.026  | 0.028    | 0.027   | 2017     |
| 0.023                       | 0.025 | 0.021    | 0.022   | -0.025 | 0.026    | 0.026   | 2018     |
| 0.010                       | 0.014 | 0.011    | 0.012   | 0.011  | 0.012    | 0.014   | 12. 2018 |
| 0.010                       | 0.015 | 0.011    | 0.013   | 0.012  | 0.013    | 0.017   | 1. 2019  |
| 0.015                       | 0.020 | 0.016    | 0.019   | 0.018  | 0.020    | 0.023   | 2        |
| 0.025                       | 0.032 | 0.027    | 0.029   | 0.032  | 0.034    | 0.033   | 3        |
| 0.030                       | 0.032 | 0.028    | 0.029   | 0.035  | 0.034    | 0.035   | 4        |
| 0.049                       | 0.046 | 0.044    | 0.043   | 0.054  | 0.048    | 0.055   | 5        |
| 0.044                       | 0.039 | 0.038    | 0.038   | 0.048  | 0.043    | 0.047   | 6        |
| 0.033                       | 0.032 | 0.030    | 0.031   | 0.034  | 0.029    | 0.032   | 7        |
| 0.036                       | 0.034 | 0.032    | 0.034   | 0.031  | 0.030    | 0.031   | 8        |
| 0.024                       | 0.025 | 0.021    | 0.023   | 0.023  | 0.026    | 0.027   | 9        |
| 0.019                       | 0.022 | 0.018    | 0.020   | 0.020  | 0.022    | 0.021   | 10       |
| 0.012                       | 0.015 | 0.012    | 0.013   | 0.015  | 0.015    | 0.017   | 11       |
| 0.008                       | 0.013 | 0.011    | 0.011   | 0.011  | 0.011    | 0.014   | 12       |
| 5)<br>NO <sub>2</sub> (ppm) |       |          |         |        |          |         |          |
| 0.035                       | 0.028 | 0.032    | 0.032   | 0.021  | 0.025    | 0.024   | 2012     |
| 0.035                       | 0.031 | 0.032    | 0.032   | 0.024  | 0.025    | 0.019   | 2013     |
| 0.035                       | 0.032 | 0.031    | 0.032   | 0.023  | 0.022    | 0.022   | 2014     |
| 0.034                       | 0.031 | 0.032    | 0.030   | 0.022  | 0.019    | 0.022   | 2015     |
| 0.032                       | 0.030 | 0.030    | 0.029   | 0.022  | 0.020    | 0.023   | 2016     |
| 0.032                       | 0.027 | 0.028    | 0.029   | 0.020  | 0.019    | 0.022   | 2017     |
| 0.030                       | 0.026 | 0.027    | 0.027   | -0.019 | 0.021    | 0.023   | 2018     |
| 0.040                       | 0.034 | 0.035    | 0.031   | 0.024  | 0.027    | 0.031   | 12. 2018 |
| 0.045                       | 0.036 | 0.039    | 0.034   | 0.029  | 0.031    | 0.034   | 1. 2019  |
| 0.039                       | 0.032 | 0.036    | 0.031   | 0.024  | 0.031    | 0.029   | 2        |
| 0.034                       | 0.029 | 0.033    | 0.029   | 0.018  | 0.027    | 0.028   | 3        |
| 0.029                       | 0.026 | 0.028    | 0.027   | 0.015  | 0.021    | 0.023   | 4        |
| 0.026                       | 0.023 | 0.027    | 0.027   | 0.015  | 0.018    | 0.021   | 5        |
| 0.020                       | 0.019 | 0.021    | 0.024   | 0.011  | 0.015    | 0.018   | 6        |
| 0.015                       | 0.014 | 0.017    | 0.019   | 0.009  | 0.013    | 0.014   | 7        |
| 0.018                       | 0.015 | 0.018    | 0.019   | 0.009  | 0.013    | 0.015   | 8        |
| 0.021                       | 0.021 | 0.021    | 0.025   | 0.009  | 0.015    | 0.016   | 9        |
| 0.026                       | 0.029 | 0.024    | 0.030   | 0.013  | 0.019    | 0.022   | 10       |
| 0.035                       | 0.037 | 0.033    | 0.037   | 0.023  | 0.027    | 0.028   | 11       |
| 0.038                       | 0.037 | 0.034    | 0.036   | 0.027  | 0.030    | 0.026   | 12       |

6) Since 2015, Cheongwon-gun has been added to the data calculation of Cheongju-si.



5. ( ) <sup>1)</sup>

|                    |        |       |        |        |       | 7)       |       |
|--------------------|--------|-------|--------|--------|-------|----------|-------|
|                    | Gunsan | Yeosu | Mokpo  | Pohang | Gumi  | Changwon | Jeju  |
| 2) S0 (ppm)        |        |       |        |        |       |          |       |
| 2012               | 0.005  | 0.007 | 0.008  | 0.005  | 0.005 | 0.005    | 0.003 |
| 2013               | 0.005  | 0.008 | -0.005 | 0.006  | 0.004 | 0.005    | 0.003 |
| 2014               | 0.005  | 0.007 | 0.005  | 0.005  | 0.005 | 0.005    | 0.002 |
| 2015               | 0.004  | 0.007 | 0.004  | 0.007  | 0.006 | 0.004    | 0.003 |
| 2016               | 0.005  | 0.007 | 0.004  | 0.005  | 0.004 | 0.004    | 0.003 |
| 2017               | 0.004  | 0.006 | 0.003  | 0.005  | 0.004 | 0.005    | 0.003 |
| 2018               | 0.004  | 0.006 | 0.003  | 0.004  | 0.003 | 0.004    | 0.003 |
| 2018. 12           | -0.003 | 0.006 | 0.004  | 0.003  | 0.003 | 0.003    | 0.002 |
| 2019. 1            | 0.005  | 0.006 | 0.004  | 0.003  | 0.004 | 0.004    | 0.003 |
| 2                  | 0.005  | 0.006 | 0.004  | 0.003  | 0.003 | 0.004    | 0.002 |
| 3                  | 0.004  | 0.005 | 0.004  | 0.003  | 0.003 | 0.004    | 0.003 |
| 4                  | 0.005  | 0.005 | 0.004  | 0.004  | 0.003 | 0.004    | 0.004 |
| 5                  | 0.005  | 0.006 | 0.004  | 0.004  | 0.003 | 0.004    | 0.004 |
| 6                  | 0.005  | 0.005 | 0.004  | 0.004  | 0.003 | 0.004    | 0.003 |
| 7                  | 0.004  | 0.004 | 0.003  | 0.004  | 0.003 | 0.004    | 0.002 |
| 8                  | 0.004  | 0.005 | 0.003  | 0.005  | 0.003 | 0.003    | 0.003 |
| 9                  | 0.005  | 0.005 | 0.004  | 0.005  | 0.002 | 0.003    | 0.003 |
| 10                 | 0.004  | 0.005 | 0.003  | 0.004  | 0.003 | 0.003    | 0.002 |
| 11                 | 0.004  | 0.005 | 0.003  | 0.004  | 0.003 | 0.003    | 0.002 |
| 12                 | 0.004  | 0.005 | 0.003  | 0.004  | 0.004 | 0.004    | 0.002 |
| 3) PM-10 (µg / m³) |        |       |        |        |       |          |       |
| 2012               | 47     | 34    | 36     | 45     | 47    | 42       | 35    |
| 2013               | 42     | 35    | -36    | 47     | 57    | 49       | 42    |
| 2014               | 45     | 36    | 41     | 47     | 52    | 49       | 49    |
| 2015               | 46     | 35    | 39     | 44     | 48    | 46       | 46    |
| 2016               | 47     | 35    | 41     | 39     | 42    | 46       | 44    |
| 2017               | 45     | 33    | 40     | 39     | 41    | 45       | 41    |
| 2018               | 43     | -32   | 39     | 42     | 49    | 45       | 36    |
| 2018. 12           | 45     | 35    | 46     | 38     | 59    | 48       | 33    |
| 2019. 1            | 60     | 40    | 50     | 47     | 76    | 53       | 39    |
| 2                  | 61     | 45    | 55     | 45     | 71    | 53       | 46    |
| 3                  | 72     | 42    | 63     | 52     | 72    | 51       | 56    |
| 4                  | 45     | 31    | 38     | 42     | 50    | 42       | 43    |
| 5                  | 61     | 39    | 50     | 49     | 53    | 49       | 47    |
| 6                  | 37     | 30    | 32     | 36     | 37    | 37       | 34    |
| 7                  | 28     | 23    | -28    | 29     | 34    | 30       | 27    |
| 8                  | 30     | 27    | 33     | 29     | 33    | 34       | 30    |
| 9                  | 28     | 23    | 28     | 27     | 29    | 29       | 28    |
| 10                 | 40     | 24    | 34     | 33     | 32    | 32       | 34    |
| 11                 | 49     | 34    | 39     | 42     | 45    | 38       | 44    |
| 12                 | 41     | 26    | 32     | 39     | 48    | 34       | 33    |

## 5. Air Quality in Major Cities(Cont'd)<sup>1)</sup>

| Gunsan   | Yeosu | Mokpo  | Pohang | Gumi  | Changwon | Jeju  |          |
|----------|-------|--------|--------|-------|----------|-------|----------|
| 4)       |       |        |        |       |          |       |          |
| 0 (ppm)  |       |        |        |       |          |       |          |
| 0.028    | 0.029 | 0.031  | 0.025  | 0.027 | 0.032    | 0.034 | 2012     |
| 0.029    | 0.031 | -0.037 | 0.030  | 0.027 | 0.033    | 0.034 | 2013     |
| 0.031    | 0.033 | 0.034  | 0.029  | 0.029 | 0.031    | 0.036 | 2014     |
| 0.029    | 0.029 | 0.037  | 0.031  | 0.032 | 0.029    | 0.036 | 2015     |
| 0.030    | 0.030 | 0.036  | 0.032  | 0.030 | 0.029    | 0.034 | 2016     |
| 0.033    | 0.028 | 0.032  | 0.036  | 0.033 | 0.035    | 0.043 | 2017     |
| 0.029    | 0.027 | 0.029  | 0.034  | 0.029 | 0.031    | 0.039 | 2018     |
| 0.020    | 0.018 | 0.019  | 0.022  | 0.018 | 0.019    | 0.035 | 12. 2018 |
| 0.022    | 0.021 | 0.021  | 0.028  | 0.022 | 0.022    | 0.038 | 1. 2019  |
| 0.030    | 0.025 | 0.025  | 0.032  | 0.028 | 0.028    | 0.042 | 2        |
| 0.038    | 0.036 | 0.032  | 0.042  | 0.039 | 0.040    | 0.054 | 3        |
| 0.039    | 0.036 | 0.034  | 0.040  | 0.041 | 0.037    | 0.052 | 4        |
| 0.051    | 0.048 | 0.048  | 0.053  | 0.055 | 0.051    | 0.065 | 5        |
| 0.044    | 0.040 | 0.046  | 0.043  | 0.048 | 0.043    | 0.048 | 6        |
| 0.033    | 0.030 | 0.037  | 0.033  | 0.033 | 0.033    | 0.035 | 7        |
| 0.036    | 0.029 | 0.041  | 0.033  | 0.031 | 0.034    | 0.040 | 8        |
| 0.032    | 0.024 | 0.035  | 0.030  | 0.027 | 0.027    | 0.041 | 9        |
| 0.031    | 0.026 | 0.033  | 0.031  | 0.025 | 0.027    | 0.045 | 10       |
| 0.022    | 0.022 | 0.027  | 0.027  | 0.021 | 0.021    | 0.040 | 11       |
| 0.018    | 0.017 | 0.021  | 0.023  | 0.018 | 0.018    | 0.033 | 12       |
| 5)       |       |        |        |       |          |       |          |
| NO (ppm) |       |        |        |       |          |       |          |
| 0.014    | 0.019 | 0.021  | 0.015  | 0.017 | 0.021    | 0.010 | 2012     |
| 0.015    | 0.017 | -0.014 | 0.016  | 0.019 | 0.024    | 0.010 | 2013     |
| 0.016    | 0.019 | 0.016  | 0.015  | 0.020 | 0.022    | 0.010 | 2014     |
| 0.017    | 0.018 | 0.017  | 0.017  | 0.019 | 0.021    | 0.012 | 2015     |
| 0.016    | 0.019 | 0.014  | 0.015  | 0.021 | 0.021    | 0.014 | 2016     |
| 0.015    | 0.018 | 0.013  | 0.014  | 0.018 | 0.021    | 0.013 | 2017     |
| 0.013    | 0.016 | 0.011  | 0.014  | 0.017 | 0.020    | 0.012 | 2018     |
| 0.016    | 0.016 | 0.015  | 0.018  | 0.024 | 0.025    | 0.013 | 12. 2018 |
| 0.017    | 0.016 | 0.014  | 0.018  | 0.022 | 0.025    | 0.015 | 1. 2019  |
| 0.013    | 0.018 | 0.011  | 0.017  | 0.017 | 0.023    | 0.014 | 2        |
| 0.015    | 0.014 | 0.013  | 0.016  | 0.016 | 0.021    | 0.017 | 3        |
| 0.013    | 0.014 | 0.010  | 0.016  | 0.016 | 0.019    | 0.015 | 4        |
| 0.013    | 0.014 | 0.010  | 0.019  | 0.016 | 0.020    | 0.013 | 5        |
| 0.009    | 0.011 | 0.007  | 0.015  | 0.012 | 0.017    | 0.012 | 6        |
| 0.007    | 0.008 | 0.006  | 0.009  | 0.010 | 0.014    | 0.009 | 7        |
| 0.007    | 0.009 | 0.006  | 0.011  | 0.010 | 0.014    | 0.010 | 8        |
| 0.008    | 0.010 | 0.007  | 0.011  | 0.011 | 0.015    | 0.011 | 9        |
| 0.011    | 0.012 | 0.010  | 0.011  | 0.015 | 0.017    | 0.011 | 10       |
| 0.014    | 0.017 | 0.013  | 0.016  | 0.021 | 0.025    | 0.013 | 11       |
| 0.012    | 0.018 | 0.016  | 0.018  | 0.023 | 0.028    | 0.014 | 12       |

7) Since 2015, Masan-si, Jinhae-si and Changwon-si have been included in the calculation of the average.

6.

| : mg/L  |          |             |             |            |             |               |          |       |         |      |
|---------|----------|-------------|-------------|------------|-------------|---------------|----------|-------|---------|------|
|         | Hangang  |             |             |            |             | Nakdonggang   |          |       |         |      |
|         | Uiam Dam | Chungju Dam | Paldang Dam | Noryangjin | 가<br>Gayang | 1<br>Andong 1 | Goryeong | Namji | Mulgeum | Gupo |
|         | B O D    |             |             |            |             |               |          |       |         |      |
| 2013    | 1.1      | 0.6         | 1.1         | 2.1        | 2.2         | 0.7           | 2.4      | 2.4   | 2.3     | 2.2  |
| 2014    | 1.4      | 0.9         | 1.2         | 2.4        | 2.4         | 1.0           | 2.9      | 2.3   | 2.3     | 2.1  |
| 2015    | 1.5      | 0.9         | 1.3         | 3.0        | 3.2         | 0.8           | 3.0      | 2.0   | 2.2     | 1.8  |
| 2016    | 1.4      | 1.0         | 1.3         | 2.7        | 3.0         | 0.9           | 2.8      | 2.1   | 2.0     | 1.9  |
| 2017    | 1.2      | 0.8         | 1.1         | 2.0        | 1.9         | 1.0           | 2.8      | 2.0   | 2.0     | 2.1  |
| 2018    | 1.4      | 1.0         | 1.2         | 2.0        | 1.8         | 1.0           | 2.6      | 2.1   | 2.0     | 2.0  |
| 2019    | 1.1      | 0.7         | 1.2         | 2.1        | 1.9         | 1.0           | 2.4      | 1.7   | 1.9     | 1.7  |
| 2019. 3 | 1.7      | 1.8         | 1.7         | 3.2        | 2.6         | 0.9           | 3.4      | 2.1   | 2.4     | 1.9  |
| 4       | 1.5      | 1.0         | 1.5         | 2.4        | 3.6         | 1.2           | 3.4      | 0.9   | 1.7     | 1.0  |
| 5       | 1.3      | 1.0         | 1.2         | 3.2        | 2.0         | 1.0           | 1.8      | 1.4   | 1.2     | 1.7  |
| 6       | 1.1      | 0.5         | 1.3         | 2.5        | 3.1         | 0.8           | 2.1      | 2.3   | 1.9     | 2.4  |
| 7       | 1.2      | 0.4         | 1.1         | 2.4        | 2.0         | 0.9           | 3.2      | 2.7   | 1.8     | 1.9  |
| 8       | 1.2      | 0.7         | 1.9         | 1.7        | 1.5         | 1.0           | 2.7      | 2.5   | 2.7     | 2.6  |
| 9       | 0.6      | 0.4         | 1.3         | 2.0        | 1.3         | 0.8           | 2.6      | 1.8   | 1.8     | 1.5  |
| 10      | 0.8      | 0.4         | 1.0         | 1.9        | 1.3         | 1.8           | 2.4      | 1.2   | 1.3     | 1.4  |
| 11      | 1.0      | 0.5         | 0.8         | 1.5        | 0.8         | 0.7           | 1.3      | 0.8   | 1.4     | 1.0  |
| 12      | 0.7      | 0.4         | 0.7         | 1.0        | 0.9         | 0.7           | 1.3      | 1.2   | 1.2     | 0.6  |
| 2020. 1 | 0.5      | 0.4         | 1.0         | 1.1        | 0.8         | 0.6           | 2.0      | 1.5   | 2.0     | 1.6  |
| 2       | 0.8      | 0.6         | 1.3         | 2.1        | 2.0         | 0.7           | 2.7      | 2.4   | 2.7     | 2.6  |
| 3       | 0.6      | 0.5         | 1.3         | 2.7        | 2.2         | 0.8           | 2.2      | 1.8   | 1.9     | 1.5  |

|         | Geumgang |               |                   |               |              | Yeongsanggang |           |                |           |             |
|---------|----------|---------------|-------------------|---------------|--------------|---------------|-----------|----------------|-----------|-------------|
|         | Okcheon  | Daecheong Dam | -1<br>Cheongwon-1 | 1<br>Gongju 1 | 1<br>Buyeo 1 | 1<br>Damyang  | 1<br>Uchi | 1<br>Gwangju 1 | 2<br>Naju | 2<br>Muan 2 |
|         | B O D    |               |                   |               |              |               |           |                |           |             |
| 2013    | 0.8      | 1.0           | 2.0               | 1.9           | 2.2          | 1.4           | 2.8       | 3.4            | 3.7       | 1.7         |
| 2014    | 0.7      | 1.0           | 2.0               | 2.5           | 2.4          | 1.6           | 3.1       | 3.6            | 4.2       | 1.5         |
| 2015    | 0.7      | 1.0           | 1.6               | 2.6           | 2.5          | 1.6           | 2.5       | 3.3            | 4.5       | 1.7         |
| 2016    | 0.7      | 0.9           | 2.0               | 3.3           | 3.1          | 1.5           | 2.0       | 2.9            | 4.2       | 2.0         |
| 2017    | 0.8      | 0.8           | 1.8               | 3.3           | 2.6          | 1.9           | 3.2       | 4.1            | 5.5       | 1.8         |
| 2018    | 1.3      | 0.9           | 2.0               | 3.2           | 3.1          | 1.4           | 2.6       | 3.1            | 5.8       | 2.2         |
| 2019    | 1.5      | 0.8           | 1.8               | 3.3           | 3.4          | 1.7           | 2.9       | 3.7            | 4.9       | 1.8         |
| 2019. 3 | 1.6      | 0.6           | 2.2               | 3.0           | 3.3          | 3.2           | 4.4       | 6.1            | 5.6       | 2.4         |
| 4       | 2.2      | 0.6           | 2.1               | 4.4           | 5.1          | 1.4           | 4.3       | 6.1            | 4.4       | 2.0         |
| 5       | 1.8      | 1.1           | 2.1               | 3.1           | 3.9          | 2.6           | 3.7       | 4.7            | 5.8       | 1.9         |
| 6       | 1.7      | 1.0           | 1.5               | 5.2           | 5.8          | 0.9           | 3.5       | 3.3            | 5.9       | 2.2         |
| 7       | 1.5      | 1.2           | 1.6               | 6.2           | 3.3          | 1.1           | 2.6       | 2.6            | 3.5       | 3.0         |
| 8       | 1.3      | 0.9           | 1.4               | 4.1           | 3.5          | 1.1           | 2.6       | 2.9            | 3.8       | 1.6         |
| 9       | 1.1      | 0.8           | 1.2               | 3.1           | 4.1          | 0.9           | 1.6       | 1.2            | 4.2       | 1.7         |
| 10      | 1.0      | 0.9           | 0.7               | 0.9           | 3.0          | 0.8           | 1.3       | 1.6            | 4.0       | 1.3         |
| 11      | 1.3      | 1.0           | 4.0               | 5.1           | 1.1          | 2.3           | 3.4       | 2.9            | 4.8       | 0.7         |
| 12      | 1.2      | 0.7           | 1.7               | 1.1           | 2.0          | 1.9           | 2.9       | 5.9            | 6.2       | 1.6         |
| 2020. 1 | 1.1      | 0.5           | 0.9               | 1.1           | 1.6          | 2.6           | 1.4       | 2.1            | 5.1       | 1.6         |
| 2       | 1.4      | 0.5           | 1.7               | 1.9           | 2.5          | 1.8           | 2.0       | 3.7            | 6.0       | 1.6         |
| 3       | 1.1      | 0.5           | 1.5               | 1.7           | 1.4          | 1.4           | 2.9       | 5.0            | 6.0       | 2.5         |

## 6. Water Quality by Major River

|          |             |             |            |             |               |          |       |         |      | In mg/L |
|----------|-------------|-------------|------------|-------------|---------------|----------|-------|---------|------|---------|
| Hangang  |             |             |            |             | Nakdonggang   |          |       |         |      |         |
| Uiam Dam | Chungju Dam | Paldang Dam | Noryangjin | 가<br>Gayang | 1<br>Andong 1 | Goryeong | Namji | Mulgeum | Gupo |         |
| D O      |             |             |            |             |               |          |       |         |      |         |
| 11.2     | 10.1        | 10.9        | 10.3       | 11.0        | 9.1           | 11.2     | 11.3  | 11.1    | 10.3 | 2013    |
| 11.3     | 9.1         | 10.4        | 9.2        | 10.4        | 10.6          | 11.1     | 10.9  | 10.8    | 9.9  | 2014    |
| 11.0     | 9.1         | 9.1         | 9.0        | 9.9         | 10.7          | 11.2     | 11.6  | 10.1    | 11.0 | 2015    |
| 11.7     | 10.4        | 10.1        | 9.6        | 10.4        | 10.5          | 11.4     | 11.4  | 10.2    | 10.5 | 2016    |
| 11.8     | 9.7         | 10.2        | 10.4       | 10.4        | 10.3          | 11.5     | 11.5  | 10.5    | 10.8 | 2017    |
| 11.2     | 9.9         | 10.4        | 10.9       | 10.6        | 10.4          | 12.3     | 11.9  | 10.9    | 11.1 | 2018    |
| 11.6     | 9.2         | 10.2        | 10.1       | 10.2        | 9.5           | 10.5     | 11.3  | 10.6    | 10.7 | 2019    |
| 13.3     | 12.4        | 12.7        | 11.4       | 12.0        | 11.1          | 13.1     | 13.7  | 13.7    | 12.8 | 3. 2019 |
| 12.2     | 11.9        | 12.1        | 11.8       | 12.2        | 11.3          | 11.1     | 11.1  | 10.7    | 10.3 | 4       |
| 11.7     | 10.9        | 9.3         | 9.1        | 9.6         | 11.5          | 8.3      | 9.5   | 9.0     | 9.4  | 5       |
| 11.1     | 9.8         | 8.3         | 8.0        | 8.5         | 9.9           | 8.8      | 11.0  | 8.9     | 9.6  | 6       |
| 10.6     | 8.5         | 6.5         | 6.9        | 7.3         | 8.9           | 8.0      | 9.4   | 8.2     | 8.4  | 7       |
| 10.6     | 6.4         | 7.8         | 8.5        | 7.2         | 7.0           | 7.7      | 9.7   | 8.5     | 8.9  | 8       |
| 9.7      | 5.4         | 7.7         | 8.1        | 8.0         | 5.3           | 9.1      | 9.3   | 7.9     | 8.4  | 9       |
| 9.6      | 6.4         | 8.2         | 8.8        | 9.8         | 7.8           | 9.4      | 9.8   | 9.3     | 9.3  | 10      |
| 10.5     | 7.1         | 9.7         | 9.4        | 9.7         | 8.9           | 11.9     | 11.2  | 11.1    | 11.6 | 11      |
| 12.3     | 8.8         | 12.0        | 13.4       | 11.7        | 9.2           | 12.9     | 12.8  | 11.6    | 11.5 | 12      |
| 13.0     | 10.7        | 12.7        | 13.8       | 12.8        | 10.8          | 12.5     | 13.3  | 14.6    | 13.1 | 1. 2020 |
| 13.1     | 11.6        | 13.5        | 13.2       | 13.4        | 10.3          | 13.7     | 13.7  | 13.2    | 13.6 | 2       |
| 13.0     | 11.8        | 11.9        | 11.6       | 12.5        | 10.9          | 12.3     | 12.7  | 11.8    | 11.6 | 3       |

| Geumgang |               |                   |               |              | Yeongsangang |           |                |           |             |         |
|----------|---------------|-------------------|---------------|--------------|--------------|-----------|----------------|-----------|-------------|---------|
| Okcheon  | Daecheong Dam | -1<br>Cheongwon-1 | 1<br>Gongju 1 | 1<br>Buyeo 1 | 1<br>Damyang | 1<br>Uchi | 1<br>Gwangju 1 | 2<br>Naju | 2<br>Muan 2 |         |
| D O      |               |                   |               |              |              |           |                |           |             |         |
| 11.4     | 10.6          | 10.7              | 11.0          | 11.5         | 11.1         | 12.6      | 11.0           | 11.4      | 9.7         | 2013    |
| 10.8     | 9.1           | 10.4              | 10.9          | 10.5         | 11.0         | 10.2      | 11.2           | 11.8      | 9.8         | 2014    |
| 11.1     | 9.7           | 11.1              | 11.2          | 10.6         | 11.2         | 9.9       | 10.5           | 10.7      | 10.3        | 2015    |
| 11.7     | 9.3           | 10.7              | 11.6          | 10.9         | 11.5         | 10.1      | 11.0           | 11.1      | 10.5        | 2016    |
| 11.3     | 9.8           | 10.7              | 12.2          | 11.3         | 11.5         | 10.5      | 11.2           | 11.1      | 11.1        | 2017    |
| 11.7     | 9.8           | 10.7              | 11.1          | 11.7         | 11.2         | 9.8       | 11.1           | 11.4      | 10.4        | 2018    |
| 11.7     | 9.7           | 10.4              | 11.6          | 12.0         | 11.6         | 10.1      | 11.6           | 10.6      | 10.0        | 2019    |
| 13.0     | 12.7          | 12.1              | 11.7          | 12.2         | 11.6         | 12.5      | 12.6           | 11.2      | 10.1        | 3. 2019 |
| 11.8     | 12.2          | 10.9              | 12.1          | 13.5         | 11.7         | 10.6      | 10.8           | 9.5       | 8.9         | 4       |
| 11.1     | 11.1          | 11.0              | 10.5          | 10.6         | 12.2         | 8.2       | 10.8           | 9.0       | 10.1        | 5       |
| 9.6      | 10.8          | 10.0              | 12.0          | 11.2         | 9.5          | 8.6       | 8.4            | 8.1       | 9.1         | 6       |
| 8.1      | 7.6           | 7.9               | 10.8          | 7.3          | 10.1         | 7.7       | 9.6            | 8.2       | 8.5         | 7       |
| 9.1      | 4.7           | 8.4               | 9.5           | 9.4          | 9.1          | 7.8       | 9.0            | 8.4       | 7.5         | 8       |
| 9.5      | 6.0           | 8.4               | 8.9           | 11.6         | 9.3          | 8.2       | 9.4            | 9.4       | 7.6         | 9       |
| 9.4      | 7.8           | 9.7               | 10.5          | 9.4          | 12.5         | 10.3      | 12.7           | 11.2      | 8.0         | 10      |
| 15.0     | 9.4           | 9.2               | 11.7          | 14.7         | 11.9         | 9.6       | 11.2           | 11.2      | 10.1        | 11      |
| 15.8     | 9.5           | 11.5              | 14.2          | 15.4         | 15.3         | 11.9      | 17.7           | 12.9      | 12.7        | 12      |
| 15.7     | 10.7          | 13.1              | 13.4          | 15.0         | 13.6         | 12.6      | 14.3           | 12.3      | 12.3        | 1. 2020 |
| 13.2     | 11.3          | 12.7              | 13.9          | 14.1         | 13.2         | 13.5      | 13.7           | 11.9      | 12.5        | 2       |
| 13.2     | 11.5          | 12.0              | 11.8          | 13.0         | 14.3         | 12.7      | 12.4           | 11.8      | 12.9        | 3       |

Source: Ministry of Environment.

: 가

## 7. Cases and Damages of Fires

In case, million won

| Cases of fires by cause |         |           |          |                     |                   |        |       |                    |         |        |         |
|-------------------------|---------|-----------|----------|---------------------|-------------------|--------|-------|--------------------|---------|--------|---------|
| Electricity             | Machine | Chemistry | 가<br>( ) | Traffic<br>accident | Careless-<br>ness | Nature | Arson | Arson<br>suspicion | Unknown | Others |         |
| 9,445                   | 4,064   | 360       | 168      | 511                 | 21,489            | 243    | 478   | 948                | 3,563   | 866    | 2014    |
| 8,979                   | 4,511   | 452       | 146      | 520                 | 23,525            | 283    | 467   | 795                | 3,910   | 847    | 2015    |
| 8,962                   | 5,187   | 625       | 177      | 486                 | 22,629            | 191    | 403   | 584                | 3,995   | 174    | 2016    |
| 9,264                   | 4,489   | 625       | 175      | 457                 | 23,429            | 250    | 383   | 515                | 4,309   | 282    | 2017    |
| 10,471                  | 4,619   | 604       | 211      | 505                 | 20,352            | 250    | 447   | 470                | 4,037   | 372    | 2018    |
| 9,448                   | 4,038   | 624       | 162      | 433                 | 20,099            | 195    | 369   | 433                | 3,765   | 452    | 2019    |
| 705                     | 318     | 42        | 12       | 34                  | 2,015             | 16     | 32    | 43                 | 343     | 51     | 4. 2019 |
| 717                     | 341     | 63        | 7        | 34                  | 2,308             | 12     | 35    | 42                 | 387     | 44     | 5       |
| 705                     | 291     | 75        | 13       | 28                  | 1,419             | 10     | 30    | 17                 | 248     | 26     | 6       |
| 963                     | 327     | 65        | 11       | 25                  | 1,165             | 38     | 20    | 33                 | 282     | 27     | 7       |
| 987                     | 354     | 57        | 8        | 34                  | 1,055             | 36     | 38    | 24                 | 261     | 34     | 8       |
| 827                     | 284     | 43        | 10       | 38                  | 1,134             | 33     | 36    | 20                 | 253     | 25     | 9       |
| 712                     | 329     | 51        | 9        | 51                  | 1,259             | 14     | 21    | 41                 | 274     | 36     | 10      |
| 701                     | 311     | 42        | 21       | 33                  | 1,364             | 9      | 25    | 26                 | 297     | 35     | 11      |
| 807                     | 389     | 45        | 20       | 43                  | 1,495             | 4      | 23    | 33                 | 320     | 58     | 12      |
| 784                     | 376     | 42        | 17       | 34                  | 1,452             | 2      | 33    | 29                 | 287     | 44     | 1. 2020 |
| 751                     | 342     | 46        | 15       | 40                  | 1,464             | 2      | 41    | 33                 | 241     | 36     | 2       |
| 701                     | 343     | 54        | 12       | 34                  | 2,441             | 13     | 39    | 44                 | 314     | 58     | 3       |
| 649                     | 302     | 58        | 10       | 41                  | 2,841             | 8      | 27    | 51                 | 330     | 62     | 4 p)    |

| Cases of fires by place |                    |                         |                  |             |              |         |
|-------------------------|--------------------|-------------------------|------------------|-------------|--------------|---------|
| Construct               | Vehicles, railroad | 가<br>Dangerous articles | Vessel, aircraft | Forest land | (<br>Others) |         |
| 25,821                  | 4,827              | 22                      | 107              | 2,921       | 8,437        | 2014    |
| 26,303                  | 5,031              | 26                      | 117              | 3,342       | 9,616        | 2015    |
| 27,208                  | 5,009              | 29                      | 116              | 2,736       | 8,315        | 2016    |
| 27,714                  | 4,971              | 31                      | 80               | 3,267       | 8,115        | 2017    |
| 28,013                  | 5,067              | 37                      | 116              | 2,258       | 6,847        | 2018    |
| 25,964                  | 4,705              | 29                      | 108              | 2,209       | 7,003        | 2019    |
| 2,168                   | 373                | 5                       | 11               | 383         | 671          | 4. 2019 |
| 2,325                   | 469                | 1                       | 9                | 289         | 897          | 5       |
| 1,824                   | 378                | 0                       | 9                | 99          | 552          | 6       |
| 2,054                   | 406                | 2                       | 8                | 53          | 433          | 7       |
| 2,007                   | 416                | 3                       | 8                | 21          | 433          | 8       |
| 1,921                   | 366                | 8                       | 5                | 23          | 380          | 9       |
| 1,884                   | 436                | 3                       | 6                | 52          | 416          | 10      |
| 2,023                   | 369                | 1                       | 16               | 53          | 402          | 11      |
| 2,326                   | 362                | 1                       | 7                | 63          | 478          | 12      |
| 2,192                   | 325                | 2                       | 8                | 93          | 480          | 1. 2020 |
| 2,062                   | 328                | 3                       | 7                | 127         | 484          | 2       |
| 2,266                   | 358                | 1                       | 14               | 450         | 964          | 3       |
| 2,438                   | 401                | 2                       | 9                | 399         | 1,130        | 4 p)    |

Source: National Fire Data System.

## 8. Water Quality of Coasts

1)

| : mg/L    |         |      |       |      |        |      |       |      |       | In mg/L |
|-----------|---------|------|-------|------|--------|------|-------|------|-------|---------|
|           | (23 )   |      | (5 )  |      | (10 )  |      | (8 )  |      | (5 )  |         |
|           | Incheon |      | Asan  |      | Gunsan |      | Mokpo |      | Yeosu |         |
|           | DO      | COD  | DO    | COD  | DO     | COD  | DO    | COD  | DO    | COD     |
| 2013      | 8.61    | 1.37 | 8.49  | 1.55 | 8.39   | 1.99 | 9.62  | 1.25 | 8.62  | 1.14    |
| 2014      | 8.82    | 1.65 | 8.89  | 1.17 | 8.73   | 1.70 | 8.74  | 1.06 | 8.63  | 1.45    |
| 2015      | 8.65    | 1.49 | 8.90  | 1.30 | 8.78   | 2.21 | 8.60  | 1.72 | 8.80  | 1.39    |
| 2016      | 8.43    | 1.40 | 8.53  | 1.21 | 8.79   | 1.91 | 8.82  | 1.76 | 9.18  | 1.17    |
| 2017      | 9.18    | 1.57 | 8.99  | 1.37 | 8.50   | 1.83 | 8.85  | 1.45 | 8.20  | 1.39    |
| 2018      | 8.78    | 1.81 | 8.92  | 1.79 | 8.38   | 2.21 | 8.73  | 1.63 | 7.75  | 1.39    |
| 2019      | 8.91    | 1.92 | 8.87  | 1.98 | 8.40   | 2.21 | 9.88  | 1.92 | 8.89  | 1.49    |
| 2016. 4/4 | 7.65    | 1.17 | 7.47  | 1.04 | 7.93   | 1.35 | 7.75  | 1.11 | 7.52  | 0.89    |
| 2017. 1/4 | 10.76   | 1.53 | 10.77 | 1.50 | 10.96  | 1.79 | 11.64 | 1.25 | 10.93 | 1.17    |
| 2/4       | 9.47    | 1.73 | 9.28  | 1.42 | 7.84   | 1.93 | 8.88  | 1.24 | 8.69  | 1.45    |
| 3/4       | 7.91    | 1.71 | 7.17  | 1.28 | 5.85   | 1.96 | 6.95  | 1.81 | 6.97  | 1.65    |
| 4/4       | 8.58    | 1.30 | 8.76  | 1.30 | 9.34   | 1.62 | 7.94  | 1.48 | 6.21  | 1.27    |
| 2018. 1/4 | 11.70   | 1.51 | 11.14 | 1.48 | 10.83  | 1.63 | 11.95 | 1.78 | 8.76  | 1.60    |
| 2/4       | 8.85    | 2.02 | 8.54  | 2.44 | 7.87   | 2.46 | 8.39  | 1.62 | 8.55  | 1.11    |
| 3/4       | 6.58    | 2.05 | 7.53  | 1.71 | 6.62   | 2.74 | 6.27  | 1.47 | 6.30  | 2.00    |
| 4/4       | 7.86    | 1.71 | 7.77  | 1.51 | 8.29   | 2.07 | 8.25  | 1.63 | 7.82  | 0.85    |
| 2019. 1/4 | 10.77   | 1.68 | 10.86 | 1.88 | 10.84  | 2.42 | 11.03 | 1.15 | 9.68  | 1.52    |
| 2/4       | 9.70    | 2.37 | 9.57  | 1.93 | 8.86   | 2.41 | 10.02 | 2.01 | 10.21 | 1.85    |
| 3/4       | 6.56    | 1.76 | 6.56  | 2.76 | 6.32   | 2.29 | 10.41 | 3.11 | 8.13  | 1.64    |
| 4/4       | 8.63    | 1.85 | 8.50  | 1.37 | 7.60   | 1.71 | 8.05  | 1.41 | 7.55  | 0.96    |

|           | (4 )                  |      | (17 ) |      | (12 ) |      | (7 )      |      | (3 )  |      |
|-----------|-----------------------|------|-------|------|-------|------|-----------|------|-------|------|
|           | Eastem coast of Geoje |      | Busan |      | Ulsan |      | Gangneung |      | Jeju  |      |
|           | DO                    | COD  | DO    | COD  | DO    | COD  | DO        | COD  | DO    | COD  |
| 2013      | 8.90                  | 0.93 | 8.81  | 1.03 | 8.59  | 1.21 | 8.49      | 0.98 | 7.82  | 0.75 |
| 2014      | 8.31                  | 1.23 | 7.99  | 0.80 | 7.90  | 1.39 | 8.85      | 0.84 | 8.10  | 0.72 |
| 2015      | 8.75                  | 1.08 | 8.42  | 1.07 | 8.34  | 1.56 | 9.56      | 0.90 | 7.78  | 0.86 |
| 2016      | 8.43                  | 1.07 | 7.93  | 1.08 | 7.83  | 1.37 | 8.77      | 0.77 | 8.20  | 0.74 |
| 2017      | 8.31                  | 1.32 | 8.10  | 1.30 | 7.95  | 1.24 | 8.38      | 1.12 | 8.42  | 1.07 |
| 2018      | 8.24                  | 1.24 | 8.00  | 1.32 | 7.87  | 1.63 | 8.68      | 1.10 | 8.29  | 1.03 |
| 2019      | 8.80                  | 1.24 | 8.39  | 1.03 | 7.84  | 1.25 | 8.59      | 0.93 | 9.24  | 1.07 |
| 2016. 4/4 | 7.10                  | 0.92 | 6.66  | 1.01 | 7.00  | 1.01 | 8.39      | 0.73 | 7.14  | 0.56 |
| 2017. 1/4 | 8.87                  | 1.65 | 8.75  | 1.22 | 8.51  | 1.23 | 8.84      | 0.87 | 9.08  | 1.02 |
| 2/4       | 8.91                  | 1.20 | 8.17  | 1.17 | 8.00  | 1.19 | 9.19      | 1.69 | 9.94  | 1.04 |
| 3/4       | 7.57                  | 1.34 | 7.83  | 1.61 | 7.86  | 1.40 | 7.50      | 1.02 | 6.71  | 1.21 |
| 4/4       | 7.89                  | 1.11 | 7.63  | 1.22 | 7.43  | 1.16 | 8.00      | 0.90 | 7.96  | 1.03 |
| 2018. 1/4 | 9.50                  | 0.94 | 8.37  | 0.67 | 8.63  | 1.66 | 9.66      | 1.04 | 8.98  | 0.63 |
| 2/4       | 10.14                 | 1.35 | 8.08  | 2.06 | 8.56  | 1.54 | 9.38      | 1.04 | 8.47  | 0.93 |
| 3/4       | 5.32                  | 1.59 | 7.47  | 1.52 | 7.43  | 1.86 | 7.78      | 1.48 | 7.38  | 1.52 |
| 4/4       | 8.67                  | 1.10 | 7.24  | 1.08 | 6.85  | 1.44 | 7.91      | 0.84 | 8.28  | 1.00 |
| 2019. 1/4 | 9.60                  | 0.97 | 9.48  | 0.81 | 8.44  | 1.10 | 8.81      | 0.81 | 9.38  | 0.68 |
| 2/4       | 8.99                  | 1.46 | 7.69  | 1.05 | 9.05  | 1.41 | 9.39      | 1.06 | 11.28 | 0.91 |
| 3/4       | 8.99                  | 1.51 | 8.76  | 1.19 | 6.55  | 1.28 | 8.02      | 1.04 | 8.12  | 1.48 |
| 4/4       | 7.62                  | 1.03 | 7.63  | 1.08 | 7.33  | 1.22 | 8.15      | 0.80 | 8.17  | 1.20 |

: 1) (2,5,8,11 )

Note: 1) Quarterly figures are the average of surface observed in each month : Feb. May. Aug. and Nov.

Source: National Institute of Fisheries Science,

Korea Marine Environment Management Corporation.

## 9. Import of Raw Materials

|       |    | (\$/ton)    | 가<br>Global oil prices |           |                         | Pulp     |          | Wastepaper |          |
|-------|----|-------------|------------------------|-----------|-------------------------|----------|----------|------------|----------|
|       |    |             | (\$/bbl)               | (\$/bbl)  | (\$/bbl)                | (\$/ton) | (\$/ton) | (\$/ton)   | (\$/ton) |
|       |    | Iron scraps | Dubai oil              | Brent oil | West Texas Intermediate | LBKP     | NBKP     | OCC        | ONP      |
| 2017. | 5  | 336         | 51                     | 51        | 49                      | 578      | 631      | 297        | 216      |
|       | 6  | 430         | 47                     | 48        | 45                      | 597      | 651      | 286        | 196      |
|       | 7  | 465         | 48                     | 49        | 47                      | 613      | 644      | 302        | 195      |
|       | 8  | 343         | 50                     | 52        | 48                      | 619      | 621      | 304        | 213      |
|       | 9  | 352         | 54                     | 56        | 50                      | 617      | 653      | 306        | 225      |
|       | 10 | 364         | 56                     | 58        | 52                      | 631      | 687      | 282        | 216      |
|       | 11 | 355         | 61                     | 63        | 57                      | 650      | 671      | 240        | 195      |
|       | 12 | 342         | 62                     | 64        | 58                      | 687      | 733      | 229        | 170      |
| 2018. | 1  | 365         | 66                     | 69        | 64                      | 728      | 776      | 234        | 178      |
|       | 2  | 379         | 63                     | 66        | 62                      | 748      | 820      | 257        | 185      |
|       | 3  | 435         | 63                     | 67        | 63                      | 761      | 850      | 251        | 186      |
|       | 4  | 465         | 68                     | 72        | 66                      | 758      | 857      | 240        | 161      |
|       | 5  | 552         | 74                     | 77        | 70                      | 775      | 836      | 229        | 148      |
|       | 6  | 376         | 74                     | 76        | 67                      | 775      | 859      | 232        | 137      |
|       | 7  | 381         | 73                     | 75        | 71                      | 780      | 833      | 226        | 139      |
|       | 8  | 371         | 73                     | 74        | 68                      | 774      | 839      | 230        | 146      |
|       | 9  | 367         | 77                     | 79        | 70                      | 774      | 862      | 229        | 150      |
|       | 10 | 361         | 79                     | 81        | 71                      | 774      | 863      | 216        | 152      |
|       | 11 | 363         | 66                     | 66        | 57                      | 785      | 862      | 216        | 156      |
|       | 12 | 371         | 57                     | 58        | 49                      | 779      | 857      | 213        | 160      |
| 2019. | 1  | 354         | 59                     | 60        | 52                      | 744      | 835      | 212        | 162      |
|       | 2  | 324         | 65                     | 64        | 55                      | 703      | 794      | 208        | 167      |
|       | 3  | 313         | 67                     | 67        | 58                      | 737      | 747      | 215        | 164      |
|       | 4  | 359         | 71                     | 72        | 64                      | 661      | 734      | 198        | 148      |
|       | 5  | 337         | 69                     | 70        | 61                      | 670      | 736      | 184        | 143      |
|       | 6  | 335         | 62                     | 63        | 55                      | 680      | 730      | 167        | 129      |
|       | 7  | 325         | 63                     | 64        | 58                      | 625      | 702      | 159        | 129      |
|       | 8  | 383         | 59                     | 60        | 55                      | 568      | 646      | 141        | 121      |
|       | 9  | 316         | 61                     | 62        | 57                      | 533      | 618      | 148        | 123      |
|       | 10 | 344         | 59                     | 60        | 54                      | 506      | 601      | 156        | 116      |
|       | 11 | 302         | 62                     | 63        | 57                      | 487      | 603      | 145        | 121      |
|       | 12 | 318         | 65                     | 65        | 60                      | 475      | 598      | 131        | 106      |
| 2020. | 1  | 288         | 64                     | 64        | 58                      | 468      | 595      | 127        | 110      |
|       | 2  | 314         | 54                     | 56        | 51                      | 461      | 600      | 128        | 109      |
|       | 3  | 351         | 34                     | 34        | 31                      | 461      | 585      | 147        | 105      |

:

Source: Korea Environment Corporation.



10.가

Number of Breeding Farms & Households and Headcounts by Livestock Species

| Farms in households, animals in heads |                                      |                  |                     |                  |                     |                  |                          |                  |
|---------------------------------------|--------------------------------------|------------------|---------------------|------------------|---------------------|------------------|--------------------------|------------------|
|                                       | 1)                                   |                  | 1)                  |                  | 2)                  |                  | 3)                       |                  |
|                                       | Korean native cattle and beef cattle |                  | Dairy cattle        |                  | Pigs                |                  | Chickens                 |                  |
|                                       | Farms in households                  | Animals in heads | Farms in households | Animals in heads | Farms in households | Animals in heads | 가<br>Farms in households | Animals in heads |
| Total                                 |                                      |                  |                     |                  |                     |                  |                          |                  |
| 2016.2/4                              | 104,105                              | 2,966,183        | 6,910               | 419,768          | -                   | -                | 3,323                    | 180,704,177      |
| 3/4                                   | 103,320                              | 3,015,742        | 6,876               | 420,820          | -                   | -                | 2,867                    | 156,488,722      |
| 4/4                                   | 102,194                              | 2,963,350        | 6,822               | 417,937          | -                   | -                | 2,993                    | 170,146,939      |
| 2017.1/4                              | 101,121                              | 2,884,924        | 6,766               | 415,831          | 6,387               | 11,004,533       | 2,575                    | 141,381,978      |
| 2/4                                   | 100,320                              | 3,034,264        | 6,759               | 413,843          | 6,357               | 11,186,783       | 3,205                    | 172,743,479      |
| 3/4                                   | 99,513                               | 3,119,689        | 6,578               | 411,378          | 6,347               | 11,493,282       | 2,957                    | 160,154,062      |
| 4/4                                   | 98,570                               | 3,019,500        | 6,503               | 408,830          | 6,313               | 11,272,978       | 2,969                    | 170,550,858      |
| 2018.1/4                              | 97,786                               | 2,947,442        | 6,453               | 408,046          | 6,275               | 11,156,224       | 2,949                    | 174,023,209      |
| 2/4                                   | 97,200                               | 3,117,257        | 6,471               | 404,525          | 6,195               | 11,303,750       | 3,300                    | 191,015,674      |
| 3/4                                   | 97,101                               | 3,167,793        | 6,430               | 406,977          | 6,196               | 11,640,677       | 2,879                    | 165,814,689      |
| 4/4                                   | 96,630                               | 3,112,992        | 6,360               | 407,894          | 6,188               | 11,332,812       | 2,827                    | 172,992,623      |
| 2019.1/4                              | 95,855                               | 3,059,327        | 6,278               | 407,126          | 6,176               | 11,199,715       | 2,944                    | 175,010,357      |
| 2/4                                   | 94,943                               | 3,242,394        | 6,266               | 400,799          | 6,160               | 11,316,546       | 3,401                    | 204,902,978      |
| 3/4                                   | 94,360                               | 3,268,546        | 6,231               | 404,004          | 6,137               | 11,712,607       | 2,903                    | 170,794,805      |
| 4/4                                   | 94,007                               | 3,237,055        | 6,168               | 408,135          | 6,133               | 11,279,894       | 2,784                    | 172,920,159      |
| 2020.1/4                              | 93,396 P)                            | 3,162,192 P)     | 6,201 P)            | 408,993 P)       | 6,192               | 11,208,400       | 2,887                    | 180,352,224      |
| By Province                           |                                      |                  |                     |                  |                     |                  |                          |                  |
| Seoul                                 | 2                                    | 94               | 1                   | 15               | -                   | -                | -                        | -                |
| Busan                                 | 100                                  | 1,522            | 7                   | 388              | 14                  | 4,912            | 2                        | 57,500           |
| Daegu                                 | 469                                  | 13,014           | 21                  | 734              | 15                  | 9,647            | 2                        | 215,000          |
| Incheon                               | 496                                  | 20,630           | 71                  | 3,043            | 47                  | 3,359            | 13                       | 387,195          |
| Gwangju                               | 170                                  | 4,183            | 8                   | 648              | 14                  | 7,812            | 3                        | 228,000          |
| Daejeon                               | 182                                  | 4,467            | -                   | -                | 2                   | 100              | 3                        | 80,000           |
| Ulsan                                 | 1,627                                | 34,406           | 19                  | 862              | 28                  | 37,522           | 8                        | 409,158          |
| Sejong                                | 681                                  | 25,224           | 64                  | 4,477            | 51                  | 95,632           | 25                       | 3,553,200        |
| Gyeonggi                              | 7,377                                | 295,813          | 2,434               | 163,949          | 1,264               | 1,692,370        | 561                      | 35,907,235       |
| Gangwon                               | 6,895                                | 225,070          | 280                 | 19,051           | 252                 | 471,590          | 139                      | 7,615,465        |
| Chungbuk                              | 5,892                                | 217,796          | 331                 | 20,253           | 333                 | 599,565          | 228                      | 13,622,792       |
| Chungnam                              | 11,942                               | 390,915          | 975                 | 68,801           | 1,137               | 2,342,369        | 515                      | 29,674,319       |
| Jeonbuk                               | 9,224                                | 384,944          | 483                 | 33,552           | 822                 | 1,417,821        | 508                      | 29,900,834       |
| Jeonnam                               | 16,719                               | 528,980          | 451                 | 30,462           | 539                 | 1,182,278        | 298                      | 19,592,089       |
| Gyeongbuk                             | 19,586                               | 686,423          | 641                 | 33,762           | 702                 | 1,442,976        | 343                      | 25,322,553       |
| Gyeongnam                             | 11,365                               | 293,919          | 369                 | 25,085           | 711                 | 1,368,339        | 185                      | 12,083,827       |
| Jeju                                  | 669                                  | 34,792           | 46                  | 3,911            | 260                 | 532,108          | 54                       | 1,703,057        |

: 1) , 가

2) 2017 가

3) 3,000 가

Note: 1) Data on Korean native cattle & beef cattle and dairy cattle are collected from the cattle traceability system. According to the cattle traceability system, all farms and corporations should report all cattle stock.

2) Since 2017, the population for pigs has followed the pig traceability system.

3) As for chickens, households breeding more than 3,000 chickens are completely covered in the survey.

Source: Statistics Korea, Korea Institute for Animal Products Quality Evaluation.

# 11.

## Production by Fisheries

1)

|                |           |                 |                      |                |               | In ton |
|----------------|-----------|-----------------|----------------------|----------------|---------------|--------|
|                | Total     | Adjacent waters | Shallow-sea cultures | Distant waters | Inland waters |        |
| Total          |           |                 |                      |                |               |        |
| 2013           | 3,135,250 | 1,044,697       | 1,515,210            | 549,928        | 25,414        |        |
| 2014           | 3,304,228 | 1,058,598       | 1,546,715            | 669,140        | 29,774        |        |
| 2015           | 3,337,383 | 1,058,319       | 1,667,872            | 578,137        | 33,055        |        |
| 2016           | 3,269,432 | 907,580         | 1,872,400            | 454,053        | 35,400        |        |
| 2017           | 3,724,711 | 926,941         | 2,315,775            | 445,726        | 36,270        |        |
| 2018           | 3,770,057 | 1,011,536       | 2,249,605            | 473,589        | 35,326        |        |
| 2019           | 3,829,708 | 914,570         | 2,371,999            | 507,883        | 35,255        |        |
| 2019. 6        | 344,056   | 57,828          | 231,823              | 51,371         | 3,034         |        |
| 7              | 174,603   | 65,115          | 58,260               | 47,823         | 3,405         |        |
| 8              | 187,017   | 79,572          | 70,109               | 33,639         | 3,697         |        |
| 9              | 174,746   | 77,127          | 50,646               | 43,750         | 3,222         |        |
| 10             | 196,750   | 91,229          | 54,343               | 47,318         | 3,860         |        |
| 11             | 246,236   | 87,137          | 120,672              | 35,170         | 3,257         |        |
| 12             | 341,269   | 127,772         | 180,483              | 30,337         | 2,677         |        |
| 2020. 1        | 365,605   | 86,566          | 247,876              | 28,799         | 2,365         |        |
| 2              | 377,910   | 58,752          | 286,254              | 31,329         | 1,574         |        |
| 3              | 524,809   | 53,196          | 423,715              | 45,997         | 1,901         |        |
| 4              | 395,028   | 39,490          | 316,708              | 36,300         | 2,531         |        |
| By Province    |           |                 |                      |                |               |        |
| Seoul          | -         | -               | -                    | -              | -             |        |
| Busan          | 9,078     | 4,564           | 4,455                | -              | 59            |        |
| Daegu          | 1         | -               | -                    | -              | 1             |        |
| Incheon        | 2,095     | 1,015           | 1,069                | -              | 11            |        |
| Gwangju        | 1         | -               | -                    | -              | 1             |        |
| Daejeon        | 4         | -               | -                    | -              | 4             |        |
| Ulsan          | 1,266     | 769             | 497                  | -              | 0             |        |
| Sejong         | 17        | -               | -                    | -              | 17            |        |
| Gyeonggi       | 2,254     | 195             | 1,804                | -              | 256           |        |
| Gangwon        | 2,430     | 2,181           | 34                   | -              | 215           |        |
| Chungbuk       | 150       | -               | -                    | -              | 150           |        |
| Chungnam       | 6,345     | 2,954           | 3,127                | -              | 263           |        |
| Jeonbuk        | 3,971     | 828             | 2,544                | -              | 599           |        |
| Jeonnam        | 266,187   | 8,471           | 257,100              | -              | 615           |        |
| Gyeongbuk      | 7,107     | 6,037           | 982                  | -              | 88            |        |
| Gyeongnam      | 52,561    | 9,420           | 42,891               | -              | 250           |        |
| Jeju           | 5,262     | 3,055           | 2,205                | -              | 2             |        |
| Distant waters | 36,300    | 0               | 0                    | 36,300         | 0             |        |

: 1)  
:Note: 1) The figures for the latest year, month are preliminary.  
Source: Statistics Korea.



통계청

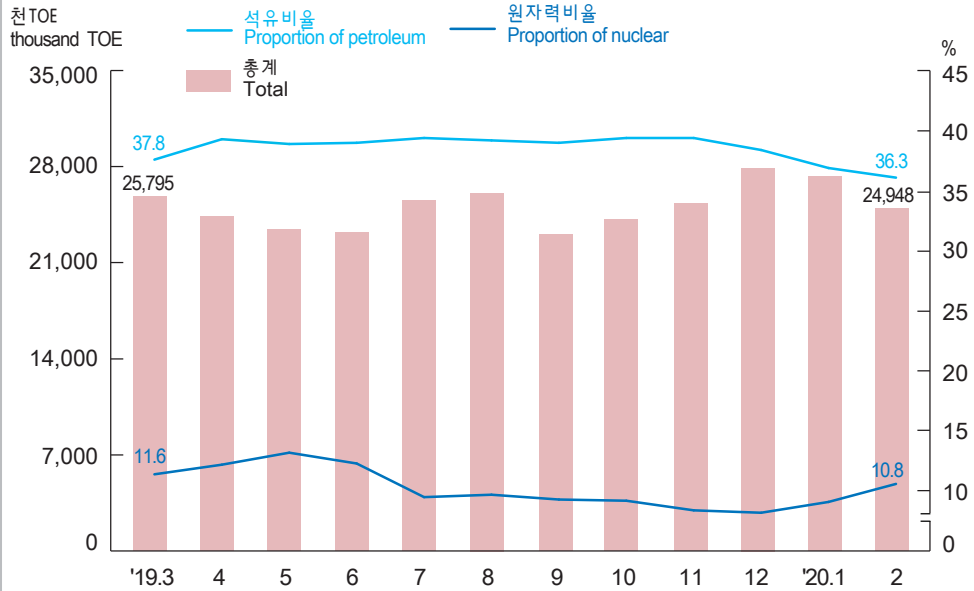
이 면은 빈 공간입니다.

## XIV. 에너지

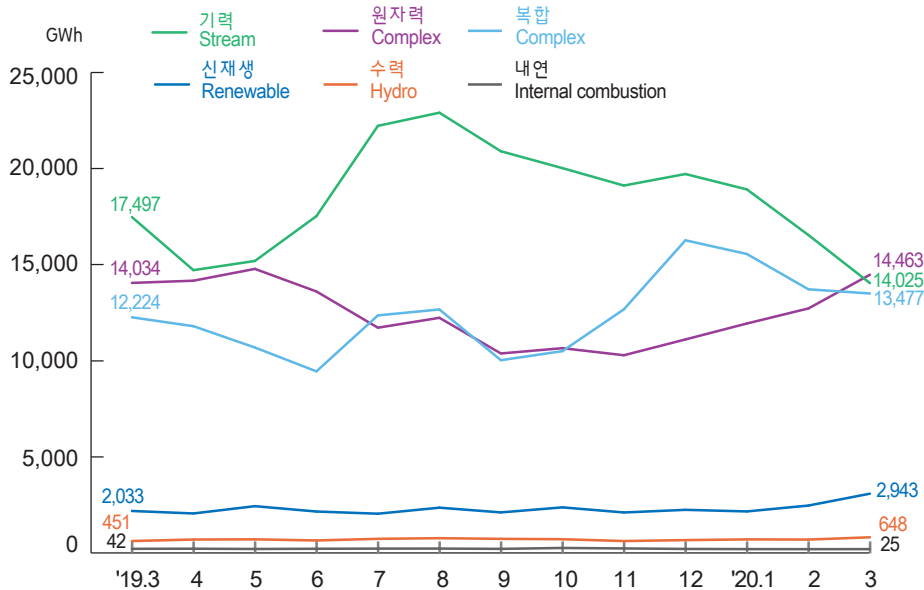
Energy

|                           |     |
|---------------------------|-----|
| 1. 에너지원별 생산공급 및 수출입 ..... | 303 |
| 2. 에너지 수급 .....           | 304 |
| 3. 에너지 가격 .....           | 306 |
| 4. 전력 총괄 .....            | 307 |
| 5. 판매 전력량 .....           | 308 |

### 1차 에너지원별 공급 Supply Primary Energy by Source



### 발전전력량 추이(발전원별) Trend of Power Generation by Plant Type



# 1.

## Energy Production, Supply and Import & Export by Source

|           |                      |            |                 |       |         |                          | 1                        |        |        |       |  |
|-----------|----------------------|------------|-----------------|-------|---------|--------------------------|--------------------------|--------|--------|-------|--|
|           | Energy<br>production | Anthracite | 가 1)<br><br>LNG | Hydro | Nuclear | Renewable &<br>others 2) | Primary energy<br>supply | 가      | 가      |       |  |
|           |                      |            |                 |       |         |                          |                          |        |        |       |  |
|           |                      |            |                 |       |         |                          |                          |        |        |       |  |
| 1,000 TOE |                      |            |                 |       |         | Thousand TOE             |                          |        |        |       |  |
| 2014      | 46,716               | 787        | 322             | 1,650 | 33,002  | 10,956                   | 282,423                  | 84,399 | 47,773 | 1,650 |  |
| 2015      | 49,809               | 794        | 188             | 1,223 | 34,765  | 12,839                   | 286,932                  | 85,401 | 43,613 | 1,223 |  |
| 2016      | 50,087               | 777        | 154             | 1,400 | 34,181  | 13,575                   | 293,778                  | 81,499 | 45,518 | 1,400 |  |
| 2017      | 49,996               | 702        | 341             | 1,490 | 31,615  | 15,848                   | 302,066                  | 86,177 | 47,536 | 1,490 |  |
| 2018      | 47,977               | 568        | 305             | 1,549 | 28,437  | 17,119                   | 307,501                  | 86,651 | 55,224 | 1,549 |  |
| 2019 P)   | 51,076               | 514        | 240             | 1,328 | 31,079  | 17,916                   | 303,446                  | 82,075 | 53,470 | 1,328 |  |
| 2019. 2   | 3,878                | 38         | 23              | 100   | 2,350   | 1,366                    | 25,223                   | 6,782  | 5,340  | 100   |  |
| 3         | 4,722                | 43         | 25              | 96    | 2,989   | 1,570                    | 25,795                   | 6,409  | 4,985  | 96    |  |
| 4         | 4,693                | 49         | 27              | 113   | 3,014   | 1,490                    | 24,344                   | 5,782  | 4,333  | 113   |  |
| 5         | 4,888                | 44         | 27              | 115   | 3,146   | 1,557                    | 23,457                   | 5,904  | 3,556  | 115   |  |
| 6         | 4,525                | 40         | 26              | 102   | 2,893   | 1,463                    | 23,221                   | 6,472  | 3,179  | 102   |  |
| 7         | 4,193                | 41         | 25              | 121   | 2,487   | 1,519                    | 25,543                   | 7,599  | 3,703  | 121   |  |
| 8         | 4,406                | 40         | 25              | 128   | 2,598   | 1,616                    | 26,132                   | 7,797  | 3,688  | 128   |  |
| 9         | 3,797                | 42         | 14              | 120   | 2,198   | 1,423                    | 23,085                   | 7,123  | 3,176  | 120   |  |
| 10        | 3,882                | 41         | 7               | 115   | 2,258   | 1,460                    | 24,132                   | 7,136  | 3,605  | 115   |  |
| 11        | 3,754                | 46         | 14              | 96    | 2,179   | 1,419                    | 25,322                   | 6,735  | 4,856  | 96    |  |
| 12        | 3,997                | 43         | 20              | 106   | 2,356   | 1,473                    | 27,956                   | 6,750  | 6,469  | 106   |  |
| 2020. 1   | 4,222                | 38         | 23              | 115   | 2,534   | 1,512                    | 27,284                   | 6,591  | 6,421  | 115   |  |
| 2         | 4,432                | 43         | 20              | 112   | 2,703   | 1,554                    | 24,948                   | 5,776  | 5,736  | 112   |  |

|           |         |           |                                 |              |        |                       |        | Exports               |         | Energy net<br>imports |
|-----------|---------|-----------|---------------------------------|--------------|--------|-----------------------|--------|-----------------------|---------|-----------------------|
|           | Nuclear | Petroleum | 2)<br><br>Renewable &<br>others | Imports      | Coal   | Petroleum<br>products | 가      | Petroleum<br>products |         |                       |
|           |         |           |                                 |              |        |                       |        |                       |         |                       |
|           |         |           |                                 |              |        |                       |        |                       |         |                       |
| 1,000 TOE |         |           |                                 | Thousand TOE |        |                       |        |                       |         |                       |
| 2014      | 33,002  | 104,643   | 10,956                          | 308,559      | 80,460 | 179,712               | 48,388 | 62,593                | 245,967 |                       |
| 2015      | 34,765  | 109,090   | 12,839                          | 313,516      | 81,688 | 188,320               | 43,509 | 66,279                | 247,237 |                       |
| 2016      | 34,181  | 117,605   | 13,575                          | 321,918      | 81,311 | 196,984               | 43,623 | 67,840                | 254,078 |                       |
| 2017      | 31,615  | 119,400   | 15,848                          | 339,687      | 85,869 | 204,794               | 49,023 | 70,629                | 269,058 |                       |
| 2018      | 28,437  | 118,521   | 17,119                          | 354,479      | 86,348 | 210,647               | 57,484 | 74,066                | 280,413 |                       |
| 2019 P)   | 31,079  | 117,579   | 17,916                          | 349,130      | 86,336 | 209,542               | 53,252 | 72,476                | 276,653 |                       |
| 2019. 2   | 2,350   | 9,284     | 1,366                           | 28,302       | 7,065  | 16,299                | 4,938  | 5,493                 | 22,810  |                       |
| 3         | 2,989   | 9,747     | 1,570                           | 26,064       | 5,548  | 16,899                | 3,617  | 5,466                 | 20,598  |                       |
| 4         | 3,014   | 9,612     | 1,490                           | 27,960       | 6,612  | 16,979                | 4,369  | 6,286                 | 21,673  |                       |
| 5         | 3,146   | 9,180     | 1,557                           | 27,924       | 6,981  | 17,073                | 3,870  | 5,803                 | 22,121  |                       |
| 6         | 2,893   | 9,112     | 1,463                           | 27,180       | 6,251  | 16,722                | 4,207  | 5,715                 | 21,465  |                       |
| 7         | 2,487   | 10,114    | 1,519                           | 29,933       | 7,790  | 18,200                | 3,942  | 6,390                 | 23,543  |                       |
| 8         | 2,598   | 10,306    | 1,616                           | 31,789       | 8,277  | 18,824                | 4,688  | 6,261                 | 25,528  |                       |
| 9         | 2,198   | 9,045     | 1,423                           | 27,800       | 6,903  | 17,654                | 3,243  | 6,160                 | 21,640  |                       |
| 10        | 2,258   | 9,558     | 1,460                           | 28,469       | 8,004  | 16,294                | 4,171  | 6,132                 | 22,337  |                       |
| 11        | 2,179   | 10,037    | 1,419                           | 29,123       | 7,154  | 17,015                | 4,953  | 5,702                 | 23,421  |                       |
| 12        | 2,356   | 10,802    | 1,473                           | 32,538       | 7,485  | 18,783                | 6,270  | 6,097                 | 26,441  |                       |
| 2020. 1   | 2,534   | 10,111    | 1,512                           | 31,472       | 6,817  | 19,238                | 5,418  | 5,987                 | 25,485  |                       |
| 2         | 2,703   | 9,067     | 1,554                           | 28,835       | 5,394  | 17,275                | 6,166  | 5,957                 | 22,878  |                       |

: 1) -1 가

2) :

:

Note: 1) Production at Donghae-1 gas field.

2) Others: The energy source is manufactured from the waste

Source: Korea Energy Economics Institute.

## 2.

|         | Anthracite |         |             |                                 |                     |            |       | Bituminous |             |
|---------|------------|---------|-------------|---------------------------------|---------------------|------------|-------|------------|-------------|
|         | Production | Imports | Consumption |                                 |                     |            | ( + ) | Imports    | Consumption |
|         |            |         |             | 가<br>Residential/<br>commercial | Power<br>generation | Industrial |       |            |             |
|         |            |         |             |                                 |                     |            |       |            |             |
|         | 1,000      |         |             | Thousand ton                    |                     |            |       |            |             |
| 2014    | 1,748      | 8,294   | 9,925       | 1,629                           | 2,044               | 6,251      | 1,610 | 117,873    | 123,399     |
| 2015    | 1,764      | 8,938   | 10,539      | 1,473                           | 2,125               | 6,940      | 1,798 | 119,392    | 124,547     |
| 2016    | 1,726      | 9,424   | 10,801      | 1,255                           | 2,528               | 7,017      | 2,151 | 118,468    | 118,509     |
| 2017    | 1,485      | 7,003   | 8,260       | 1,079                           | 1,079               | 6,103      | 2,441 | 131,464    | 131,490     |
| 2018    | 1,200      | 8,126   | 9,197       | 910                             | 992                 | 7,295      | 2,589 | 131,520    | 131,779     |
| 2019 P) | 1,086      | 6,858   | 7,918       | 639                             | 1,165               | 6,115      | 2,649 | 132,667    | 125,077     |
| 2019. 2 | 81         | 782     | 871         | 57                              | 112                 | 702        | 2,556 | 10,714     | 10,175      |
| 3       | 90         | 643     | 722         | 39                              | 102                 | 581        | 2,546 | 8,125      | 9,638       |
| 4       | 104        | 537     | 599         | 27                              | 88                  | 484        | 2,608 | 10,089     | 8,685       |
| 5       | 92         | 607     | 630         | 13                              | 75                  | 542        | 2,668 | 10,580     | 8,865       |
| 6       | 85         | 612     | 669         | 8                               | 102                 | 559        | 2,717 | 9,445      | 9,801       |
| 7       | 86         | 604     | 644         | 7                               | 127                 | 510        | 2,759 | 12,047     | 11,709      |
| 8       | 85         | 728     | 775         | 12                              | 122                 | 641        | 2,795 | 12,643     | 11,924      |
| 9       | 89         | 206     | 288         | 49                              | 79                  | 160        | 2,807 | 11,035     | 11,229      |
| 10      | 87         | 594     | 734         | 107                             | 59                  | 568        | 2,739 | 12,392     | 10,855      |
| 11      | 97         | 440     | 608         | 135                             | 82                  | 391        | 2,681 | 11,074     | 10,289      |
| 12      | 90         | 568     | 692         | 91                              | 100                 | 501        | 2,649 | 11,613     | 10,243      |
| 2020. 1 | 80         | 653     | 744         | 58                              | 109                 | 577        | 2,624 | 10,305     | 9,933       |
| 2       | 90         | 291     | 372         | 48                              | 97                  | 226        | 2,629 | 8,384      | 8,906       |

|         | Crude oil and petroleum products |         |          |             |                |          |        |         |          |        |
|---------|----------------------------------|---------|----------|-------------|----------------|----------|--------|---------|----------|--------|
|         | Others                           | Supply  | 1)       |             |                |          |        |         |          |        |
|         |                                  |         | Gasoline | Kerosene    | Gas/Diesel oil | Fuel oil | 2)     | Naphtha | 가<br>LPG | Others |
|         |                                  |         |          |             |                |          |        |         |          |        |
|         | 1,000                            |         |          | Thousand kℓ |                |          |        |         |          |        |
| 2014    | 40,728                           | 130,599 | 11,681   | 2,453       | 23,027         | 5,289    | 63,012 | 14,241  | 10,894   |        |
| 2015    | 43,636                           | 136,130 | 12,173   | 2,580       | 24,860         | 6,097    | 65,312 | 14,287  | 10,820   |        |
| 2016    | 45,980                           | 146,933 | 12,548   | 3,030       | 26,480         | 7,549    | 68,378 | 17,323  | 11,625   |        |
| 2017    | 47,302                           | 149,458 | 12,658   | 3,022       | 26,846         | 5,694    | 72,870 | 16,716  | 11,651   |        |
| 2018    | 46,952                           | 148,619 | 12,668   | 3,001       | 26,557         | 5,292    | 71,727 | 17,453  | 11,921   |        |
| 2019 P) | 46,285                           | 148,318 | 13,170   | 2,723       | 27,322         | 3,826    | 69,733 | 19,551  | 11,995   |        |
| 2019. 2 | 3,669                            | 11,713  | 999      | 349         | 2,041          | 389      | 5,657  | 1,416   | 862      |        |
| 3       | 3,690                            | 12,251  | 1,085    | 220         | 2,344          | 459      | 5,668  | 1,494   | 981      |        |
| 4       | 3,840                            | 12,094  | 1,123    | 180         | 2,458          | 306      | 5,501  | 1,489   | 1,036    |        |
| 5       | 3,975                            | 11,631  | 957      | 88          | 2,036          | 301      | 5,793  | 1,443   | 1,013    |        |
| 6       | 4,008                            | 11,482  | 1,129    | 81          | 2,277          | 280      | 5,322  | 1,389   | 1,004    |        |
| 7       | 3,901                            | 12,559  | 1,070    | 73          | 2,255          | 296      | 6,187  | 1,660   | 1,018    |        |
| 8       | 4,145                            | 13,032  | 1,368    | 114         | 2,621          | 256      | 6,051  | 1,729   | 892      |        |
| 9       | 3,787                            | 11,569  | 915      | 159         | 1,726          | 205      | 5,928  | 1,667   | 968      |        |
| 10      | 3,858                            | 12,099  | 1,118    | 198         | 2,329          | 209      | 5,445  | 1,818   | 982      |        |
| 11      | 3,828                            | 12,690  | 1,113    | 307         | 2,364          | 245      | 5,778  | 1,780   | 1,102    |        |
| 12      | 3,815                            | 13,612  | 1,128    | 410         | 2,422          | 406      | 6,109  | 1,951   | 1,186    |        |
| 2020. 1 | 3,790                            | 12,875  | 978      | 378         | 1,872          | 366      | 6,281  | 2,000   | 1,000    |        |
| 2       | 3,809                            | 11,468  | 940      | 319         | 1,945          | 301      | 5,651  | 1,454   | 858      |        |

: 1) 1

2)

:

(Bunker A),

(Bunker B),

(Bunker C)

3)

## 2. Energy Supply and Demand

| Crude oil and petroleum products |                    |                      |          |          |                |          |         |       |         |  |
|----------------------------------|--------------------|----------------------|----------|----------|----------------|----------|---------|-------|---------|--|
| Imports                          |                    | Petroleum production |          |          |                |          |         |       |         |  |
| Crude oil                        | Petroleum products |                      | Gasoline | Kerosene | Gas/Diesel oil | Fuel oil | Naphtha | LPG   |         |  |
|                                  |                    |                      |          |          |                |          |         |       |         |  |
| 1,000<br>Thousand barrel         | Thousand kℓ        |                      |          |          |                |          |         |       |         |  |
| 927,524                          | 51,928             | 163,768              | 23,062   | 2,662    | 50,001         | 8,772    | 34,674  | 3,870 | 2014    |  |
| 1,026,107                        | 48,947             | 177,583              | 25,012   | 2,940    | 53,009         | 9,217    | 39,736  | 4,033 | 2015    |  |
| 1,078,119                        | 53,197             | 184,042              | 24,413   | 3,103    | 53,819         | 11,282   | 41,306  | 4,138 | 2016    |  |
| 1,118,167                        | 49,998             | 195,495              | 25,105   | 3,163    | 54,831         | 10,805   | 49,264  | 5,026 | 2017    |  |
| 1,116,281                        | 54,313             | 200,141              | 26,581   | 3,359    | 57,040         | 10,910   | 49,909  | 5,390 | 2018    |  |
| 1,071,923                        | 55,986             | 198,738              | 26,745   | 3,292    | 58,326         | 9,187    | 49,674  | 5,229 | 2019 P) |  |
| 98,461                           | 3,597              | 16,101               | 2,139    | 469      | 4,617          | 760      | 4,038   | 409   | 2. 2019 |  |
| 87,112                           | 3,817              | 16,712               | 2,251    | 286      | 5,064          | 712      | 4,229   | 479   | 3       |  |
| 95,723                           | 4,158              | 16,503               | 2,090    | 135      | 4,827          | 876      | 4,230   | 504   | 4       |  |
| 84,128                           | 4,525              | 16,139               | 2,005    | 154      | 4,794          | 682      | 4,078   | 450   | 5       |  |
| 85,736                           | 4,500              | 15,786               | 2,089    | 121      | 4,562          | 595      | 3,954   | 458   | 6       |  |
| 86,338                           | 5,098              | 17,069               | 2,522    | 128      | 5,159          | 732      | 4,131   | 495   | 7       |  |
| 97,069                           | 5,608              | 17,255               | 2,417    | 73       | 5,135          | 814      | 4,192   | 477   | 8       |  |
| 79,335                           | 5,149              | 16,344               | 2,221    | 243      | 4,825          | 740      | 4,144   | 384   | 9       |  |
| 82,332                           | 4,467              | 15,394               | 2,026    | 238      | 4,274          | 805      | 3,851   | 342   | 10      |  |
| 93,102                           | 4,539              | 16,237               | 2,081    | 261      | 4,962          | 685      | 4,032   | 388   | 11      |  |
| 89,466                           | 5,731              | 17,147               | 2,444    | 584      | 4,897          | 809      | 4,211   | 388   | 12      |  |
| 92,712                           | 6,255              | 17,225               | 2,222    | 507      | 5,074          | 1,034    | 4,206   | 392   | 1. 2020 |  |
| 86,304                           | 5,043              | 15,879               | 2,180    | 396      | 4,579          | 980      | 3,613   | 323   | 2       |  |

| 가 Gas          |               |                  |                  |            |                  |     |              |            |             |                   |
|----------------|---------------|------------------|------------------|------------|------------------|-----|--------------|------------|-------------|-------------------|
| 가 Natural gas  |               |                  |                  |            |                  |     |              | 가 City gas |             |                   |
| Import value   | Import volume | 3) Consumption   |                  |            |                  |     | Stock        | Production | Consumption |                   |
|                |               | Power generation | District heating | 가 City gas | Own use and loss |     |              |            |             |                   |
| 100 million \$ | 1,000         |                  |                  |            |                  |     | Thousand ton |            |             | 100 m³ Million m³ |
| 31,403         | 37,107        | 36,636           | 16,305           | 1,654      | 18,180           | 144 | 3,182        | 22,264     | 22,091      | 2014              |
| 18,779         | 33,366        | 33,446           | 14,570           | 1,538      | 16,929           | 73  | 3,034        | 20,481     | 20,785      | 2015              |
| 12,170         | 33,453        | 34,906           | 15,507           | 1,556      | 17,384           | 74  | 1,695        | 21,770     | 21,271      | 2016              |
| 15,616         | 37,537        | 36,398           | 15,594           | 1,684      | 18,390           | 122 | 2,308        | 23,327     | 22,603      | 2017              |
| 23,189         | 44,015        | 42,285           | 18,945           | 2,255      | 19,813           | 150 | 4,389        | 25,177     | 24,275      | 2018              |
| 20,567         | 40,748        | 40,942           | 18,440           | 1,902      | 18,822           | 94  | 3,949        | 23,920     | 23,272      | 2019 P)           |
| 2,323          | 3,781         | 4,089            | 1,469            | 212        | 2,261            | 20  | 2,578        | 2,873      | 2,888       | 2. 2019           |
| 1,560          | 2,769         | 3,817            | 1,529            | 204        | 1,959            | 8   | 2,063        | 2,489      | 2,489       | 3                 |
| 1,612          | 3,345         | 3,318            | 1,503            | 126        | 1,548            | 3   | 2,059        | 1,967      | 2,075       | 4                 |
| 1,427          | 2,964         | 2,723            | 1,363            | 106        | 1,130            | 4   | 2,301        | 1,436      | 1,535       | 5                 |
| 1,515          | 3,221         | 2,434            | 1,226            | 86         | 984              | 1   | 3,151        | 1,251      | 1,274       | 6                 |
| 1,474          | 3,019         | 2,835            | 1,603            | 116        | 957              | 3   | 3,396        | 1,216      | 1,209       | 7                 |
| 1,720          | 3,589         | 2,824            | 1,657            | 118        | 889              | 5   | 3,987        | 1,130      | 1,125       | 8                 |
| 1,266          | 2,483         | 2,432            | 1,294            | 96         | 891              | 4   | 4,223        | 1,133      | 1,111       | 9                 |
| 1,530          | 3,194         | 2,760            | 1,320            | 136        | 1,149            | 6   | 4,420        | 1,460      | 1,354       | 10                |
| 1,723          | 3,791         | 3,719            | 1,608            | 196        | 1,770            | 5   | 4,613        | 2,249      | 1,992       | 11                |
| 2,175          | 4,776         | 4,953            | 2,039            | 246        | 2,488            | 12  | 3,949        | 3,161      | 2,839       | 12                |
| 2,240          | 4,148         | 4,916            | 1,943            | 237        | 2,506            | 15  | 3,479        | 3,185      | 3,078       | 1. 2020           |
| 2,110          | 4,721         | 4,392            | 1,717            | 207        | 2,238            | 13  | 3,577        | 2,844      | 2,848       | 2                 |

Note: 1) Based on primary energy supply.

2) Sum of Bunker-A, Bunker-B, and Bunker-C. 3) Include industry consumption.

Source: Korea Energy Economics Institute.



### 3. 가 Retail Price of Energy

|         | 1)       | 1)       | 1)             | 2)       | 3)         | Butane                     |           | Coal       |            |
|---------|----------|----------|----------------|----------|------------|----------------------------|-----------|------------|------------|
|         |          | Kerosene |                |          |            | 3)                         | 1)        | 4)         | 5)         |
|         | Gasoline | Kerosene | Gas/Diesel oil | Bunker-C | Propane    | Residential/<br>commercial | Transport | Anthracite | Briquette  |
|         | (won) /  |          |                |          | (won) / kg |                            | (won)/    | (won)/ton  | (won/each) |
| 2014    | 1,827.6  | 1,300.2  | 1,637.0        | 900.0    | 2,114.6    | 2,370.3                    | 1,052.1   | 142,230    | 391        |
| 2015    | 1,509.9  | 948.5    | 1,299.3        | 612.1    | 1,801.3    | 2,034.1                    | 806.4     | 142,230    | 391        |
| 2016    | 1,402.5  | 784.4    | 1,182.4        | 520.6    | 1,690.0    | 1,914.7                    | 734.1     | 145,106    | 410        |
| 2017    | 1,491.5  | 851.8    | 1,282.7        | 619.5    | 1,833.7    | 2,069.8                    | 826.4     | 154,720    | 472        |
| 2018    | 1,581.4  | 943.0    | 1,391.9        | 734.8    | 1,920.5    | 2,174.0                    | 874.6     | 167,164    | 561        |
| 2019 P) | 1,471.9  | 962.4    | 1,340.1        | 743.9    | 1,869.7    | 2,137.1                    | 806.2     | 179,380    | 657        |
| 2019. 2 | 1,343.8  | 936.4    | 1,242.9        | 665.8    | 1,863.3    | 2,143.1                    | 798.7     | 179,380    | 657        |
|         | 1,369.5  | 943.9    | 1,269.2        | 724.0    | 1,864.7    | 2,138.4                    | 797.5     | 179,380    | 657        |
| 4       | 1,424.4  | 957.8    | 1,316.4        | 771.1    | 1,863.6    | 2,138.1                    | 796.5     | 179,380    | 657        |
| 5       | 1,517.2  | 972.5    | 1,385.3        | 777.0    | 1,924.1    | 2,187.9                    | 847.6     | 179,380    | 657        |
| 6       | 1,517.5  | 973.4    | 1,379.8        | 799.2    | 1,929.0    | 2,186.5                    | 851.6     | 179,380    | 657        |
| 7       | 1,491.5  | 969.2    | 1,352.8        | 776.5    | 1,851.4    | 2,098.5                    | 796.8     | 179,380    | 657        |
| 8       | 1,493.7  | 968.0    | 1,351.9        | 827.4    | 1,841.1    | 2,088.5                    | 785.4     | 179,380    | 657        |
| 9       | 1,529.3  | 968.8    | 1,379.8        | 747.4    | 1,831.9    | 2,085.0                    | 784.7     | 179,380    | 657        |
| 10      | 1,540.5  | 973.1    | 1,387.7        | 791.4    | 1,833.6    | 2,093.6                    | 783.7     | 179,380    | 657        |
| 11      | 1,535.7  | 971.8    | 1,380.5        | 703.5    | 1,879.3    | 2,159.1                    | 810.5     | 179,380    | 657        |
| 12      | 1,548.5  | 970.8    | 1,385.4        | 658.0    | 1,889.7    | 2,177.0                    | 820.6     | 179,380    | 657        |
| 2020. 1 | 1,568.4  | 975.3    | 1,398.4        | 706.5    | 1,887.6    | 2,181.7                    | 820.8     | 179,380    | 657        |
|         | 1,545.3  | 967.8    | 1,369.9        | 797.7    | 1,971.5    | 2,274.4                    | 874.5     | 179,380    | 657        |

|             | 6)          |          |       | 가 7)         |              | 가 8)                   |      |            |              |
|-------------|-------------|----------|-------|--------------|--------------|------------------------|------|------------|--------------|
|             | Electricity |          |       | LNG          |              | City gas               |      |            |              |
|             | Average     | ( )      | ( )   | Import Value | 가 Unit Price | 가 9)                   | 10)  | Industrial | 11) Business |
|             |             | Lighting | Power |              |              |                        |      |            |              |
| (won) / kwh |             |          |       | (mil.\$)     | \$ / ton     | (won) / m <sup>3</sup> |      | (won) / MJ |              |
| 2014        | 111.1       | 116.1    | 109.7 | 31,402.5     | 846.3        | 22.2                   | 22.9 | 20.7       | 23.0         |
| 2015        | 111.6       | 116.1    | 110.2 | 18,779.1     | 562.8        | 18.6                   | 19.0 | 16.4       | 18.6         |
| 2016        | 111.2       | 115.7    | 109.9 | 12,170.0     | 363.8        | 15.1                   | 15.6 | 12.6       | 14.8         |
| 2017        | 109.5       | 111.8    | 108.9 | 15,615.7     | 416.0        | 15.7                   | 16.1 | 13.3       | 15.4         |
| 2018        | 108.8       | 111.5    | 108.0 | 23,188.9     | 526.8        | 14.8                   | 15.1 | 12.9       | 14.7         |
| 2019 P)     | 108.8       | 111.5    | 108.0 | 20,566.6     | 504.7        | 14.8                   | 15.1 | 12.9       | 14.7         |
| 2019. 2     | 114.0       | 112.1    | 114.7 | 2,323.5      | 614.5        | 15.3                   | 15.7 | 13.8       | 15.3         |
|             | 99.2        | 107.4    | 96.9  | 1,559.9      | 563.3        | 15.3                   | 15.7 | 13.8       | 15.3         |
| 4           | 97.0        | 101.4    | 95.8  | 1,612.1      | 481.9        | 15.3                   | 15.7 | 13.3       | 15.1         |
| 5           | 97.3        | 105.2    | 95.3  | 1,427.0      | 481.5        | 15.3                   | 15.7 | 13.2       | 15.0         |
| 6           | 113.8       | 114.0    | 113.7 | 1,515.3      | 470.4        | 15.3                   | 15.7 | 13.2       | 15.0         |
| 7           | 120.1       | 124.1    | 119.1 | 1,474.1      | 488.3        | 15.9                   | 16.2 | 13.9       | 15.7         |
| 8           | 118.8       | 122.2    | 117.9 | 1,720.5      | 479.3        | 15.9                   | 16.2 | 13.9       | 15.7         |
| 9           | 102.6       | 114.7    | 99.1  | 1,266.2      | 510.0        | 15.9                   | 16.2 | 13.9       | 15.7         |
| 10          | 97.0        | 105.3    | 95.0  | 1,530.0      | 479.0        | 15.9                   | 16.2 | 14.0       | 15.8         |
| 11          | 112.7       | 106.1    | 114.5 | 1,722.6      | 454.4        | 15.9                   | 16.2 | 14.0       | 15.8         |
| 12          | 114.6       | 114.0    | 114.8 | 2,175.5      | 455.5        | 15.9                   | 16.2 | 14.5       | 16.0         |
| 2020. 1     | 113.6       | 113.1    | 113.8 | 1,950.1      | 470.1        | 15.9                   | 16.2 | 14.5       | 16.0         |
|             | 115.6       | 113.8    | 116.2 | 2,110.2      | 446.9        | 15.9                   | 14.5 | 16.2       | 16.0         |

: 1) / 가 ( 가 가 )

2) 가 ( 가 가 )

3) 가 ( 가 가 )

4) 5 (4,400~4,599 Kcal/kg) 가

5) 가

6) 2004 1 가

7) CIF 8) 가 ( 가 ), 2013

9) 가 10) 가

11) ( )

Note: 1) Gas station sales prices(All the prices include VAT.)

2) Agent sales price(All the prices include VAT.)

3) Sales prices at general-purpose propane and butane stores.(All the prices include VAT.)

4) Based on the top price of Grade 5 (4,400-4,599Kcal/Kg) of domestic coal.

5) Store prices include transport expenses and the store commission.

6) The lighting and power of households and sales volume after January 2004

were changed to low tension and high tension.

7) Based on CIF.

8) Average price in the Seoul area (excluding VAT), based on mega joule from 2013

9) Prices for cooking purpose. 10) Prices for heating of the building.

11) Price for business(except public bathhouse)

Source: Korea Energy Economics Institute

## 4. Summary of Electric Power

| : MW, %, MWh |      | In MW, %, Total power generated MWh |          |           |              |                     |                             |                |                        |                     |                      |
|--------------|------|-------------------------------------|----------|-----------|--------------|---------------------|-----------------------------|----------------|------------------------|---------------------|----------------------|
|              |      | 1)                                  | 1)       | 1)        |              | 1)                  | 1)2)                        | 1)             | 1)3)                   | 4)                  | 5)                   |
|              |      | Generating facilities               | Capacity | Peak load | Average load | Reserved facilities | Rate of reserved facilities | Reserved power | Rate of reserved power | Average load factor | Average plant factor |
| 2013         |      | 82,296                              | 80,713   | 76,522    | 59,035       | 5,774               | 7.5                         | 4,191          | 5.5                    | 77.1                | 67.9                 |
| 2014         |      | 93,216                              | 89,357   | 80,153    | 59,586       | 13,062              | 16.3                        | 9,203          | 11.5                   | 74.3                | 63.9                 |
| 2015         |      | 94,102                              | 87,926   | 78,790    | 60,284       | 15,312              | 19.4                        | 9,136          | 11.6                   | 76.5                | 61.7                 |
| 2016         |      | 100,180                             | 92,395   | 85,183    | 61,694       | 14,997              | 17.6                        | 7,142          | 8.4                    | 72.4                | 58.3                 |
| 2017         |      | 116,657                             | 96,095   | 85,133    | 63,188       | 31,524              | 37.0                        | 10,962         | 12.9                   | 74.2                | 54.0                 |
| 2018         |      | 117,205                             | 99,570   | 92,478    | 65,142       | 24,727              | 26.7                        | 7,092          | 7.7                    | 70.4                | 54.7                 |
| 2019         |      | 122,973                             | 96,389   | 90,314    | 64,262       | 32,659              | 36.2                        | 6,075          | 6.7                    | 71.2                | 51.3                 |
| 2019.        | 3    | 119,350                             | 90,422   | 74,136    | 63,453       | 45,214              | 61.0                        | 16,286         | 22.0                   | 85.6                | 53.0                 |
|              | 4    | 119,826                             | 86,455   | 73,010    | 61,036       | 46,816              | 64.1                        | 13,445         | 18.4                   | 83.6                | 50.9                 |
|              | 5    | 119,826                             | 86,270   | 70,964    | 59,589       | 48,862              | 68.9                        | 15,306         | 21.6                   | 84.0                | 49.7                 |
|              | 6    | 120,471                             | 90,520   | 75,206    | 60,824       | 45,265              | 60.2                        | 15,314         | 20.4                   | 80.9                | 50.2                 |
|              | 7    | 121,147                             | 95,593   | 84,164    | 66,815       | 36,983              | 43.9                        | 11,429         | 13.6                   | 79.4                | 55.2                 |
|              | 8    | 122,973                             | 96,389   | 90,314    | 69,370       | 32,659              | 36.2                        | 6,075          | 6.7                    | 76.8                | 56.4                 |
|              | 9    | 122,973                             | 96,032   | 79,916    | 61,691       | 43,057              | 53.9                        | 16,116         | 20.2                   | 77.2                | 50.4                 |
|              | 10   | 122,490                             | 83,471   | 73,550    | 59,986       | 48,940              | 66.5                        | 9,921          | 13.5                   | 81.6                | 48.4                 |
|              | 11   | 124,392                             | 87,377   | 74,393    | 62,729       | 49,999              | 67.2                        | 12,984         | 17.5                   | 84.3                | 50.4                 |
|              | 12   | 124,833                             | 92,934   | 81,787    | 67,585       | 43,046              | 52.6                        | 11,147         | 13.6                   | 82.6                | 53.9                 |
| 2020.        | 1 p) | 125,358                             | 94,735   | 82,352    | 66,659       | 43,006              | 52.2                        | 12,383         | 15.0                   | 80.9                | 53.2                 |
|              | 2 p) | 125,358                             | 97,069   | 81,493    | 66,703       | 43,865              | 53.8                        | 15,576         | 19.1                   | 81.9                | 53.0                 |
|              | 3 p) | 125,887                             | 90,877   | 73,329    | 62,116       | 52,558              | 71.7                        | 17,548         | 23.9                   | 84.7                | 49.3                 |

|       | Gross generation |             |           |             |                     |         |             |            |
|-------|------------------|-------------|-----------|-------------|---------------------|---------|-------------|------------|
|       |                  |             |           |             |                     |         |             |            |
|       |                  | Hydro       | Steam     | Complex     | Internal combustion | Nuclear | Renewable   |            |
| 2013  |                  | 517,147,369 | 8,393,928 | 232,988,005 | 124,399,980         | 740,934 | 138,783,919 | 11,840,603 |
| 2014  |                  | 521,970,551 | 7,819,500 | 227,871,547 | 114,145,673         | 655,811 | 156,406,512 | 15,071,508 |
| 2015  |                  | 528,090,193 | 5,796,040 | 236,133,477 | 103,437,148         | 643,164 | 164,762,416 | 17,317,949 |
| 2016  |                  | 540,440,854 | 6,633,585 | 232,178,062 | 119,494,238         | 573,196 | 161,995,104 | 19,566,670 |
| 2017  |                  | 553,530,107 | 6,995,173 | 247,842,814 | 125,472,501         | 513,347 | 148,426,725 | 24,279,548 |
| 2018  |                  | 570,646,507 | 7,270,453 | 248,582,670 | 152,689,756         | 528,453 | 133,505,261 | 28,069,912 |
| 2019  |                  | 562,935,758 | 6,246,938 | 232,128,304 | 144,676,488         | 578,912 | 145,909,669 | 24,000,400 |
| 2019. | 3                | 47,209,275  | 450,895   | 17,497,266  | 12,223,966          | 42,094  | 14,033,501  | 2,032,802  |
|       | 4                | 43,945,853  | 529,753   | 14,705,201  | 11,756,655          | 47,491  | 14,149,570  | 1,902,455  |
|       | 5                | 44,334,192  | 539,847   | 15,188,647  | 10,633,921          | 32,679  | 14,771,049  | 2,285,662  |
|       | 6                | 43,793,268  | 480,573   | 17,547,749  | 9,379,631           | 43,840  | 13,582,797  | 2,003,843  |
|       | 7                | 49,710,723  | 567,059   | 22,299,394  | 12,325,464          | 51,928  | 11,677,950  | 1,889,345  |
|       | 8                | 51,611,285  | 600,709   | 22,991,425  | 12,636,373          | 54,145  | 12,196,916  | 2,205,854  |
|       | 9                | 44,417,204  | 565,511   | 20,960,512  | 9,967,428           | 38,959  | 10,320,798  | 1,956,801  |
|       | 10               | 44,629,604  | 546,239   | 20,073,691  | 10,443,313          | 86,178  | 10,599,853  | 2,223,097  |
|       | 11               | 45,164,724  | 451,366   | 19,157,386  | 12,643,873          | 61,513  | 10,227,944  | 1,953,644  |
|       | 12               | 50,283,440  | 499,554   | 19,764,485  | 16,276,123          | 34,984  | 11,059,168  | 2,093,435  |
| 2020. | 1 p)             | 49,594,056  | 537,723   | 18,953,140  | 15,554,539          | 25,877  | 11,898,121  | 2,008,745  |
|       | 2 p)             | 46,425,068  | 527,553   | 16,551,744  | 13,698,289          | 23,374  | 12,690,402  | 2,317,567  |
|       | 3 p)             | 46,214,594  | 648,200   | 14,024,659  | 13,476,744          | 25,248  | 14,463,259  | 2,942,587  |

: 1)

2)  $[\%] = \left( \frac{\text{Generating facilities} - \text{Peak load}}{\text{Peak load}} \right) \times 100$ 3)  $[\%] = \left( \frac{\text{Capacity} - \text{Peak load}}{\text{Peak load}} \right) \times 100$ 4)  $[\%] = \left( \frac{\text{Average load} - \text{Peak load}}{\text{Peak load}} \right) \times 100$ 5)  $[\%] = \left( \frac{\text{Average load} - \text{Generating facilities}}{\text{Generating facilities}} \right) \times 100$ 

:

Note: 1) The figures are based on the time of peak load.

2) (Generating facilities - Peak load) / Peak load  $\times$  1003) (Capacity - Peak load) / Peak load  $\times$  1004) (Average load / Peak load)  $\times$  1005) (Average load / Generating facilities)  $\times$  100

Source: Korea Electric Power Co.

## 5.

: MWh

|         |             | 가           |            |             |                           |           |             |                |
|---------|-------------|-------------|------------|-------------|---------------------------|-----------|-------------|----------------|
|         | Total       | Residential | Public     | Service     | Agri., forestry & fishery | Mining    |             | Food, beverage |
| 2012    | 466,592,949 | 63,536,150  | 21,422,340 | 132,498,775 | 12,074,001                | 1,616,370 | 235,445,313 | 9,792,881      |
| 2013    | 474,848,580 | 63,970,472  | 21,982,156 | 132,054,876 | 13,061,607                | 1,478,043 | 242,301,427 | 10,018,478     |
| 2014    | 477,591,701 | 62,675,310  | 21,669,253 | 128,629,516 | 13,556,457                | 1,570,929 | 249,490,235 | 10,105,219     |
| 2015    | 483,654,816 | 63,794,044  | 22,178,572 | 132,049,197 | 14,644,964                | 1,630,853 | 249,357,185 | 10,485,097     |
| 2016    | 497,038,904 | 66,173,065  | 22,908,419 | 137,982,086 | 15,396,810                | 1,754,503 | 252,824,020 | 10,998,804     |
| 2017    | 507,746,386 | 66,517,357  | 23,604,528 | 140,952,297 | 15,981,131                | 1,746,244 | 258,944,828 | 11,282,454     |
| 2018    | 526,149,162 | 70,687,228  | 24,568,576 | 147,188,694 | 17,126,088                | 1,478,381 | 265,100,194 | 11,950,259     |
| 2018. 8 | 49,532,098  | 8,604,195   | 2,252,486  | 14,202,908  | 1,667,481                 | 117,746   | 22,687,280  | 1,145,788      |
| 9       | 43,729,300  | 6,395,701   | 1,995,910  | 12,028,885  | 1,389,197                 | 113,432   | 21,806,176  | 1,049,336      |
| 10      | 39,977,730  | 5,125,615   | 1,668,728  | 10,105,108  | 1,100,228                 | 122,428   | 21,855,623  | 985,237        |
| 11      | 41,905,476  | 5,442,897   | 1,872,158  | 10,975,102  | 1,668,735                 | 135,572   | 21,811,012  | 976,907        |
| 12      | 45,317,885  | 5,737,751   | 2,315,184  | 12,864,885  | 1,541,918                 | 134,903   | 22,723,244  | 963,300        |
| 2019. 1 | 48,644,909  | 6,246,091   | 2,490,073  | 14,802,584  | 1,801,468                 | 131,195   | 23,173,498  | 1,022,522      |
| 2       | 44,353,990  | 6,141,410   | 2,212,197  | 13,869,973  | 1,783,153                 | 109,407   | 20,237,851  | 897,348        |
| 3       | 43,089,013  | 5,350,982   | 2,043,806  | 11,905,768  | 1,489,767                 | 123,191   | 22,175,499  | 929,171        |
| 4       | 42,440,870  | 5,603,580   | 1,987,117  | 11,532,704  | 1,393,877                 | 129,241   | 21,794,351  | 967,537        |
| 5       | 40,708,218  | 5,213,450   | 1,737,244  | 10,564,509  | 1,188,195                 | 124,602   | 21,880,218  | 1,002,300      |
| 6       | 40,620,016  | 5,294,324   | 1,802,440  | 10,841,753  | 1,225,693                 | 121,321   | 21,334,485  | 1,036,797      |
| 7       | 42,966,423  | 5,609,729   | 1,988,444  | 11,854,575  | 1,218,032                 | 124,549   | 22,171,095  | 1,114,618      |
| 8       | 47,558,698  | 7,587,965   | 2,156,318  | 13,559,206  | 1,526,133                 | 117,458   | 22,611,619  | 1,148,321      |
| 9       | 43,649,517  | 6,648,797   | 2,041,721  | 12,259,798  | 1,479,460                 | 111,080   | 21,108,660  | 1,070,328      |
| 10      | 40,623,056  | 5,415,086   | 1,802,605  | 10,724,508  | 1,151,917                 | 126,561   | 21,402,380  | 1,038,940      |
| 11      | 41,111,913  | 5,519,641   | 1,866,077  | 10,955,251  | 1,593,169                 | 134,096   | 21,043,679  | 1,002,699      |
| 12      | 44,732,114  | 5,824,352   | 2,330,107  | 12,945,079  | 1,453,804                 | 139,816   | 22,038,955  | 1,001,774      |
| 2020. 1 | 46,326,916  | 6,260,807   | 2,391,444  | 14,139,098  | 1,656,826                 | 127,894   | 21,750,846  | 1,006,983      |
| 2       | 44,498,867  | 6,272,697   | 2,188,731  | 13,599,770  | 1,644,481                 | 122,954   | 20,670,236  | 969,523        |
| 3       | 42,870,785  | 5,873,037   | 1,934,169  | 11,933,768  | 1,463,458                 | 127,250   | 21,539,104  | 973,948        |
|         | 3,657,444   | 1,096,475   | 280,816    | 2,149,950   | 1,311                     | 176       | 128,716     | 16,484         |
|         | 1,670,111   | 386,045     | 101,696    | 573,415     | 8,966                     | 1,642     | 598,346     | 41,073         |
|         | 1,200,565   | 272,848     | 60,077     | 402,155     | 5,705                     | 1,064     | 458,716     | 16,504         |
|         | 1,997,984   | 339,841     | 72,499     | 612,507     | 9,461                     | 4,017     | 959,659     | 52,335         |
|         | 696,886     | 169,153     | 42,922     | 256,432     | 7,382                     | 157       | 220,841     | 12,840         |
|         | 771,329     | 159,806     | 80,799     | 333,103     | 2,831                     | 72        | 194,718     | 16,529         |
|         | 2,856,122   | 129,140     | 35,733     | 291,787     | 6,632                     | 1,252     | 2,391,577   | 15,155         |
|         | 280,549     | 42,995      | 26,615     | 68,054      | 6,503                     | 1,043     | 135,339     | 9,316          |
|         | 10,401,852  | 1,527,653   | 471,927    | 2,992,776   | 213,457                   | 22,265    | 5,173,774   | 224,510        |
|         | 1,400,869   | 179,974     | 120,870    | 560,543     | 53,240                    | 34,189    | 452,052     | 45,552         |
|         | 2,291,113   | 182,702     | 110,409    | 451,862     | 66,852                    | 10,985    | 1,468,302   | 99,212         |
|         | 4,415,486   | 241,687     | 89,422     | 680,583     | 166,033                   | 15,856    | 3,221,904   | 103,934        |
|         | 1,740,083   | 200,546     | 90,208     | 437,635     | 127,428                   | 5,298     | 878,968     | 136,824        |
|         | 2,603,919   | 198,827     | 80,853     | 541,174     | 265,646                   | 6,233     | 1,511,186   | 44,668         |
|         | 3,480,140   | 293,550     | 130,646    | 671,907     | 144,857                   | 16,973    | 2,222,207   | 48,716         |
|         | 2,954,776   | 379,078     | 113,594    | 717,526     | 237,100                   | 5,755     | 1,501,723   | 77,524         |
|         | 451,371     | 72,711      | 24,968     | 192,294     | 140,053                   | 271       | 21,074      | 12,773         |
| 1)      | 186         | 5           | 117        | 64          | -                         | -         | -           | -              |

: 1)

:

## 5. Electric Power Sold

| Manufacturing    |             |                      |                  |             |                             |            |            | In MWh            |
|------------------|-------------|----------------------|------------------|-------------|-----------------------------|------------|------------|-------------------|
| Textile, clothes | Pulp, paper | Petroleum, chemistry | Ceramic industry | Basic metal | Image, sound, communication | Motor car  | Others     |                   |
| 12,723,374       | 8,513,144   | 50,539,522           | 10,927,942       | 45,675,836  | 37,681,598                  | 17,041,508 | 42,549,508 | 2012              |
| 12,428,655       | 8,689,559   | 52,112,317           | 11,236,441       | 46,466,613  | 38,678,769                  | 17,588,169 | 45,082,426 | 2013              |
| 11,965,254       | 8,547,863   | 54,992,167           | 11,642,680       | 48,790,672  | 38,698,785                  | 18,334,344 | 46,413,251 | 2014              |
| 11,604,490       | 8,521,616   | 55,660,380           | 12,022,646       | 46,191,526  | 38,440,881                  | 18,468,778 | 47,961,771 | 2015              |
| 11,425,575       | 8,615,101   | 58,483,202           | 12,575,440       | 45,004,788  | 44,497,525                  | 18,276,571 | 42,947,014 | 2016              |
| 11,260,606       | 8,386,402   | 60,469,128           | 12,612,253       | 45,329,277  | 47,699,795                  | 17,903,597 | 44,001,316 | 2017              |
| 10,835,400       | 8,232,375   | 62,316,445           | 12,146,890       | 44,870,195  | 51,105,313                  | 17,618,889 | 46,024,428 | 2018              |
| 902,898          | 685,444     | 5,333,156            | 965,976          | 3,599,563   | 4,722,638                   | 1,450,273  | 3,881,544  | 8. 2018           |
| 879,468          | 659,924     | 5,340,302            | 934,063          | 3,565,837   | 4,353,039                   | 1,376,037  | 3,648,170  | 9                 |
| 837,423          | 685,140     | 5,273,630            | 1,017,840        | 3,727,464   | 4,321,853                   | 1,452,939  | 3,554,097  | 10                |
| 879,290          | 682,518     | 5,101,693            | 1,073,594        | 3,585,477   | 4,182,579                   | 1,514,095  | 3,814,859  | 11                |
| 889,739          | 706,869     | 5,325,506            | 1,080,311        | 3,840,967   | 4,315,377                   | 1,557,282  | 4,043,895  | 12                |
| 916,010          | 731,239     | 5,379,314            | 977,823          | 3,895,031   | 4,334,977                   | 1,618,034  | 4,298,547  | 1. 2019           |
| 819,250          | 634,850     | 4,810,519            | 855,250          | 3,233,871   | 3,890,021                   | 1,369,703  | 3,727,039  | 2                 |
| 842,276          | 691,704     | 5,225,044            | 1,016,826        | 3,893,733   | 4,264,024                   | 1,482,560  | 3,830,159  | 3                 |
| 860,157          | 653,099     | 5,171,044            | 1,034,974        | 3,637,978   | 4,159,372                   | 1,495,349  | 3,814,842  | 4                 |
| 820,278          | 669,265     | 5,220,554            | 1,035,221        | 3,734,515   | 4,291,513                   | 1,450,363  | 3,656,210  | 5                 |
| 814,182          | 657,940     | 5,031,627            | 1,006,474        | 3,438,774   | 4,296,173                   | 1,418,171  | 3,634,348  | 6                 |
| 836,687          | 675,249     | 5,388,181            | 969,921          | 3,660,249   | 4,110,963                   | 1,542,154  | 3,873,075  | 7                 |
| 813,523          | 665,208     | 5,362,498            | 926,736          | 3,354,987   | 5,212,224                   | 1,364,948  | 3,763,175  | 8                 |
| 782,858          | 624,678     | 5,273,093            | 870,495          | 3,183,550   | 4,351,040                   | 1,339,432  | 3,613,187  | 9                 |
| 802,559          | 681,852     | 5,123,632            | 963,955          | 3,374,517   | 4,311,477                   | 1,439,251  | 3,666,197  | 10                |
| 801,611          | 665,782     | 5,053,329            | 1,015,619        | 3,226,682   | 4,092,431                   | 1,441,499  | 3,744,026  | 11                |
| 826,567          | 704,057     | 5,332,162            | 1,050,819        | 3,366,628   | 4,247,275                   | 1,507,839  | 4,001,834  | 12                |
| 825,260          | 694,848     | 5,334,627            | 897,447          | 3,332,605   | 4,250,558                   | 1,431,632  | 3,976,886  | 1. 2020           |
| 789,173          | 668,948     | 4,918,767            | 865,484          | 3,093,580   | 4,070,356                   | 1,377,949  | 3,916,455  | 2                 |
| 814,315          | 692,574     | 5,032,083            | 971,795          | 3,331,528   | 4,298,436                   | 1,490,488  | 3,933,937  | 3                 |
| 36,364           | 2,984       | 8,386                | 2,202            | 1,157       | 2,258                       | 1,610      | 57,270     | Seoul             |
| 36,205           | 2,302       | 39,170               | 6,797            | 169,992     | 8,374                       | 93,699     | 200,734    | Busan             |
| 71,067           | 38,830      | 35,703               | 5,539            | 23,382      | 15,844                      | 108,297    | 143,552    | Daegu             |
| 5,246            | 4,389       | 132,307              | 13,737           | 164,278     | 88,053                      | 45,910     | 453,405    | Incheon           |
| 15,293           | 3,659       | 28,227               | 1,850            | 5,115       | 58,347                      | 38,917     | 56,592     | Gwangju           |
| 3,017            | 46,194      | 50,818               | 4,348            | 4,704       | 18,969                      | 16,777     | 33,364     | Daejeon           |
| 66,740           | 50,945      | 1,419,223            | 14,331           | 432,929     | 2,609                       | 201,320    | 188,325    | Ulsan             |
| 2,450            | 31,792      | 21,455               | 34,363           | 2,997       | 15,078                      | 6,584      | 11,304     | Sejong            |
| 163,281          | 168,646     | 641,733              | 145,428          | 165,955     | 2,356,276                   | 246,499    | 1,061,445  | Gyeonggi-do       |
| 933              | 2,480       | 15,358               | 251,222          | 91,200      | 3,419                       | 10,484     | 31,405     | Gangwon-do        |
| 23,143           | 73,293      | 235,249              | 192,939          | 33,889      | 398,089                     | 59,669     | 352,817    | Chungcheongbuk-do |
| 18,262           | 66,106      | 711,243              | 72,144           | 836,138     | 926,145                     | 207,372    | 280,562    | Chungcheongnam-do |
| 58,032           | 93,746      | 170,527              | 53,541           | 181,926     | 34,202                      | 67,988     | 82,182     | Jeollabuk-do      |
| 15,612           | 8,009       | 1,053,534            | 49,144           | 228,697     | 3,340                       | 6,119      | 102,064    | Jeollanam-do      |
| 271,572          | 28,949      | 315,609              | 87,469           | 677,538     | 326,164                     | 200,443    | 265,748    | Gyeongsangbuk-do  |
| 26,789           | 68,468      | 150,950              | 35,018           | 311,534     | 41,269                      | 178,723    | 611,449    | Gyeongsangnam-do  |
| 309              | 1,780       | 2,592                | 1,724            | 98          | 1                           | 77         | 1,720      | Jeju-do           |
| -                | -           | -                    | -                | -           | -                           | -          | -          | Hwanghaebuk-do 1) |

Note: 1) Data for electric power sold in Gaeseong Branch

Source: Korea Electric Power Co.



통계청

이 면은 빈 공간입니다.

## 부 록

### Appendix

|                          |     |
|--------------------------|-----|
| 주요용어 해설 .....            | 313 |
| 색 인 .....                | 328 |
| 통계표 정보이용 안내 .....        | 349 |
| 통계간행물 및 마이크로데이터 안내 ..... | 354 |
| 통계정보 이용방법 .....          | 369 |



통계청

이 면은 빈 공간입니다.

## 주요용어 해설(Explanation of Terms)

### 1. 인구(Population)

#### ○ 인くい동(Internal migration)

- 일정한 지역에 살던 사람이 특정 지역경계를 벗어나 다른 곳으로 옮겨 사는 것을 말하며, 국가 안에서 거주지를 옮기는 것을 국내이동, 국가 밖으로 거주지를 옮기는 것을 국제이동이라 함

### 2. 노동(Labor)

#### ○ 경제활동인구(Economically active population)

- 만 15세 이상 인구 중 취업자와 실업자의 합계임. 취업자는 조사대상 기간 중 수입을 목적으로 1시간이상 일한 자로서 주당 18시간 이상 일한 무급가족종사자, 일시휴직자 등이 포함됨  
실업자는 조사대상 기간 중 수입 있는 일에 전혀 종사하지 못한 자로서 적극적으로 구직활동을 하였고, 즉시 취업이 가능한 자임. 월별 자료는 전국 약 33,000표본가구의 만 15세 이상 가구원을 대상으로 15일이 포함된 1주간을 대상으로 매월 실시하는 경제활동인구조사의 결과임

#### ○ 비경제활동인구(Not economically active population)

- 만 15세 이상 인구 중 경제활동인구를 제외한 인구. 즉 집안에서 가사 또는 육아를 전담하는 주부, 학교에 다니는 학생, 일을 할 수 없는 연로자 및 심신장애인, 자발적으로 자선사업이나 종교 단체에 관여하는 자를 말함

#### ○ 경제활동참가율(Participation rate of economically active population)

- 만 15세 이상 인구 중 경제활동인구가 차지하는 비율임  $\left( \frac{\text{경제활동인구}}{\text{만15세이상인구}} \right) \times 100$

#### ○ 취업자(Employed persons)

- 조사대상 기간에 소득, 이익, 봉급, 임금 등의 수입을 목적으로 1시간 이상 일한 자, 자기에게 직접적으로는 이득이나 수입이 오지 않더라도 가구단위에서 경영하는 농장이나 사업체의 수입을 높이는데 도와준 가족종사자로서 주당 18시간 이상 일한 자, 직업 또는 사업체를 가지고 있으나 조사대상 주간에 일시적인 병, 일기불순, 휴가 또는 연가, 노동쟁의 등의 이유로 일하지 못한 일시휴직자를 말함

#### ○ 실업자(Unemployed persons)

- 조사대상 기간 중 일할 의사와 능력을 가지고 있으면서도 전혀 일을 못하였고, 적극적으로 구직활동을 하였으며, 일이 주어지면 즉시 일할 수 있는 자를 말함



- 실업률(Unemployment rate)
  - 실업자가 경제활동인구에서 차지하는 비율  $\left( \frac{\text{실업자}}{\text{경제활동인구}} \right) \times 100$
- 종사상의 지위(Status of workers)
  - 취업자가 실제로 일하고 있는 신분 내지 지위상태를 말함
- 자영업주(Self employed)
  - 유급고용인 없이 혼자 또는 무급가족종사자와 농장이나 사업체를 운영하는 자, 또는 상점이나 전문적인 직업을 독립적으로 경영하는 자를 말함
- 가족종사자(Family workers)
  - 자기에게 직접 수입이 되지 않더라도 동일가구 내 가구원이 운영하는 농장이나 사업체의 수입을 위하여 주당 18시간 이상 일한 자를 말함
- 상용근로자(Regular employees)
  - 고용계약기간이 1년 이상인 자 또는 특별한 고용계약이 없어 기간이 정해져 있지 않더라도 계속 정규직 원으로 일하면서 상여금, 수당 및 퇴직금 등의 수혜를 받는 자 등
- 임시근로자(Temporary employees)
  - 임금근로자중 상용이 아닌 자로 고용계약 기간이 1개월 이상 1년 미만인 자 또는 일정한 사업완료의 필요성에 의해서 고용된 자 등
- 일용근로자(Daily workers)
  - 임금 또는 봉급을 받고 고용되어 있으며 고용계약기간이 1개월 미만인 자, 또는 일정한 사업장 없이 떠돌아다니면서 일한 댓가를 받는 사람 등
- 노동생산성지수(Labor productivity indexes)
  - 생산성은 생산과정에서 투입된 자본, 노동 등 요소투입(Input)과 산출물(Output)간의 관계를 나타내는 비율로서 투입요소 한 단위가 산출한 생산량(또는 부가가치)으로 정의되고 일반적으로 노동생산성은 노동투입량에 대한 산출량의 비율을 나타내는 물적 노동생산성과 노동투입량에 대한 부가가치의 비율을 나타내는 부가가치 노동생산성으로 대별됨. 생산성이 증가(향상) 되었다는 것은 동일한 투입으로 더 많은 산출물(생산량 또는 부가가치)을 얻거나, 또는 동일한 산출물을 보다 적은 투입으로 얻는 것을 의미함. 생산활동이 활발하면 노동생산성의 신장률도 높아지는 비례적 관계가 있으므로 노동생산성지수의 동향은 생산 활동의 동향을 보는 중요한 지표로 이용되고 있음
$$\text{물적 노동생산성지수} = \frac{\text{산출량지수}}{\text{노동투입량지수}} \times 100$$
- 입직률(Employment accession rate)
  - 전월말 근로자수에 대한 당월 중 입직자(신규채용, 전입 등)의 비율을 말함
- 이직률(Employment separation rate)
  - 전월말 근로자수에 대한 당월 중 이직자(해고, 전출, 퇴직 등)의 비율을 말함

- 임금(Earnings)
  - 정액급여, 초과급여, 특별급여로 구성됨
- 월평균 근로일수(Average monthly days worked)
  - 실제 근로일수를 근로자수로 나누어 계산함
  - $\text{총실근로일수} \div \{ (\text{전월말근로자수} + \text{당월말근로자수}) \div 2 \}$

### 3. 소득 · 소비 · 자산(Income, Consumption and Wealth)

- 소득(Income)
  - 가구의 실질적인 자산의 증가를 가져온 일체의 현금 및 현물의 수입을 말하며, 경상소득과 비경상소득으로 구성. 자산거래, 이전 및 보유로 인한 평가손익 및 자산거래로 인한 손익은 포함되지 않음
- 비소비지출(Irregular income)
  - 조세, 공적연금, 사회보험, 비영리단체로 이전, 가구간이전 등 소비지출 및 자산구입이 아닌 금액

### 4. 주거 · 국토이용(Housing / Land Use)

- 지가변동율(Floating rate of land price)
  - 기준시점 대비 해당시점의 지가지수의 상승분을 나타냄
- 지목
  - 토지의 주된 용도에 따라 토지의 종류를 구분하여 지적공부에 등록한 것으로, 부동산거래현황에서는 크게 전, 답, 대지, 임야, 공장용지, 기타(과수원, 목장용지 등 상가지목 외)로 나누고 있음

### 5. 경제일반·경기·기업경영(Economy and Market / Business Activities)

- 경기종합지수(Composite index of business indicators : CI)
  - 경기의 변화방향, 국면, 전환점과 속도·진폭을 측정할 수 있도록 고안된 경기지표로서, 국민경제의 각 부문을 대표하고 경기 대응성이 양호한 개별 경제지표들을 선정한 후 가공·종합하여 작성한 지수
  - 선행종합지수 : 투자관련 건설·기계수주지표나 재고순환, 통화량 등의 지표처럼 실제 경기순환에 앞서 변동하는 개별지표를 가공·종합하여 만든 지수로 향후 경기변동의 단기 예측에 이용
  - 동행종합지수 : 공급측면의 광공업생산지수, 취업자수 등과 수요측면의 도소매판매액지수 등과 같이 실제 경기순환과 함께 변동하는 개별지표를 가공·종합하여 만든 지수로 현재 경기상황의 판단에 이용
  - 후행종합지수 : 재고, 소비지출 등 실제 경기순환에 후행하여 변동하는 개별지표를 가공·종합하여 만든 지표로 현재 경기의 사후 확인에 이용

- 기업경기실사지수(Business Survey Index : BSI)
  - 기업가의 현재 기업경영상황에 대한 판단과 향후 전망을 조사하여 경기 동향을 파악하고 경기를 전망하기 위해 작성되고 있으며, 각 업체의 응답을 아래와 같은 공식에 따라 지수화

$$\cdot \text{업종별 BSI} = \frac{(\text{긍정적인 응답업체수} - \text{부정적인 응답업체수})}{\text{전체 응답업체수}} \times 100 + 100$$

- BSI가 기준치인 100인 경우 긍정적인 응답업체수와 부정적인 응답업체수가 같음을 의미하며, 100 이상인 경우에는 긍정응답 업체수가 부정응답 업체수보다 많음을, 100 이하인 경우에는 그 반대임을 나타냄

## 6. 광업·제조업(Mining and Manufacturing)

- 광공업생산지수(Industrial production index)
  - 광업, 제조업 및 전기·가스업 부문의 생산, 출하, 재고량의 월별 변동추이를 지수화하여 월간 경기동향 분석, GDP·GRDP 추계, 노동생산성 측정 등의 기초자료로 이용
- 계절조정지수(Seasonally adjusted index)
  - 시계열통계의 월별 변동에는 장기추세변동, 계절변동, 불규칙변동 등이 혼합되어 있는데 이 중 계절, 제도, 습관 등의 요인으로 1년 주기로 매년 반복되는 계절변동을 원계열에서 제거한 지수임. 현재 X-13-ARIMA-SEATS 방식에 의해 계절변동요인 및 계절조정지수를 산출하고 있음
- 광공업 출하지수(Producers' shipment index)
  - 생산자의 판매활동과 광공업 및 전기·가스업의 출하동향을 나타내는 지표임
- 제조업 재고지수(Producers' inventory index)
  - 제조업체가 보유하고 있는 제품 재고의 변동을 파악하는 지표임. 따라서, 제조업체가 보유하고 있는 원재료, 반제품, 재공품과 유통업자의 재고품은 제외됨
- 제조업 생산능력 및 가동률지수(Index of manufacturing production capacity/manufacturing capacity utilization rate)
  - 제조업부문의 주요제품 생산능력 등을 조사하여 공급능력수준을 의미하는 생산능력지수와 설비이용도를 나타내는 가동률지수 작성
- 수주액(Value of orders received)
  - 조사대상업체가 발주자 또는 원도급업자와 체결한 계약액
    - 건설수주액 : 공사공급가액 + 매출부가가치세(10%) + 발주자공급 원자재비
    - 기계수주액 : 조사기준 기간 중 주문받은 총금액(부가가치세 제외)에 그 일부가 외주·하청인경우도 포함
- TOE(Ton of oil equivalent)
  - 각각 다른 종류의 에너지원들을 원유 1톤이 가지고 있는 열량을 기준으로 표준화한 단위를 말함.  
1TOE =  $10^7$ kcal

- LNG(Liquefied natural gas)
  - 수송 및 저장이 용이하도록 압축 또는 냉각으로 액화한 천연가스를 말함
- LPG(Liquefied petroleum gas)
  - 액화천연가스로 정제공정 및 원유 안정화 공정에서 추출된 파라핀계의 탄화수소물로 성분은 주로 프로판, 부탄 또는 이들 두 가지의 혼합물임
- 최대전력(Peak load)
  - 어느 기간 중에 부하가 가장 많이 걸렸을 때의 전력치로써 우리나라에서는 전 발전소에서 생산·공급한 전력량을 매 시간별로 기록하여 이 중 가장 큰 전력치를 말함
- 평균전력(Average load) =  $\frac{\text{연간총사용전력량}}{\text{연간총시간}}$
- 공급능력(Capacity)
  - 총 발전 설비능력에서 장비의 고장, 노후화, 보수 등으로 인한 능력 감소분을 제외시킨 능력

## 7. 건설·교통·물류·정보통신(Construction / Transport and Traffic / Information and Communication)

- 건축물(Building construction)
  - 건물, 구축물, 특수한 부대설비를 총칭. 토지에 정착하는 공작물 중 지붕과 기둥 또는 벽이 있는 것과 이에 부수되는 시설물, 지하·고가의 공작물에 설치하는 사무소·공연장·차고 등을 포함
- 건축면적(Area)
  - 건축물(지표면상 1m이하의 부분을 제외) 외벽(외벽이 없는 경우에는 외곽부분의 기둥)의 중심선(처마, 차양, 쉼터레버, 기타 이와 유사한 것으로서 당해 중심선으로부터 수평거리 1m이상 돌출부분이 있는 경우에는 그 끝부분으로부터 1m 후퇴한 선)으로 둘러싸인 부분의 수평투영 면적
- 도메인(Domain)
  - 조직이나 컴퓨터를 나타내는 이름. 인터넷에서는 컴퓨터끼리 IP어드레스를 사용하여 상대를 식별한 뒤 통신하지만, 인간에게 IP어드레스는 그저 단순한 수치 나열에 지나지 않으므로 조직이나 컴퓨터를 나타내는 이름을 문자(이름테면 www.kostat.go.kr의 kostat처럼)로 표시하여 전자메일이나 웹 페이지에서 사용함
- IP 주소(IP address)
  - 인터넷 등 TCP/IP에 의한 컴퓨터 통신에서 통신상대를 식별하기 위해 사용되는 32비트 수치. 통상은 8비트 씩 피리어드로 구분하지만 인터넷에 접속해 있는 각 컴퓨터에는 세계에서 유일한 IP어드레스가 할당되어 통신이 가능해짐

## 8. 도소매·서비스(Retail, Wholesale and Service)

- 내구재(Durable goods)
  - 자동차, 냉장고, 세탁기, 텔레비전 등 비교적 가격이 높고 1년 이상 반복적으로 사용이 가능한 상품
- 준내구재(Semi-durable goods)
  - 1년 이상 반복적으로 사용이 가능하지만 사용가능한 지속성이 내구재에 비해 떨어지는 상품
- 비내구재(Non-durable goods)
  - 이용할 수 있는 기간이 짧고 반복적으로 이용이 곤란한 상품
- 소매업태별 판매액지수(Sales index by retail business type)
  - 유통부문의 업태별 상품군별 판매동향을 파악하기 위하여 승용차 및 소매업의 월별 판매액을 조사하여 집계한 금액. 기준년도는 2015년이며 경상지수, 불변지수, 계절조정지수를 작성함. 불변지수는 소비자물가지수의 해당품목을 소매판매액 통계 분류에 맞게 가중평균한 지수(디플레이터)를 이용하여 작성하며, 계절조정지수는 불변지수에서 계절변동요인(계절요인, 명절요인 및 영업일수)을 제거하여 순수 경기변동 측면에서 파악하기 위해 작성
- 서비스업 생산지수(Index of services by industry section)
  - 서비스업 전체 및 개별 업종의 생산활동을 종합적으로 파악하기 위한 것으로 개별 업종의 상대적 중요도인 부가가치 기준 가중치를 적용하여 지수화한 것임. 기준년도는 2015년이며 월별로 산정함. 분류체계로는 산업별 지수, 특수분류별 지수, 기업규모별 지수가 있음. 통계청에서 매월 실시하는 서비스업 동향조사의 결과자료이며 금융·보험업, 의료업 등의 외부기관의 행정 및 통계자료 등의 기초자료로 사용됨

## 9. 물가(Price)

- 생산자물가지수(Producers price indexes)
  - 국내생산자가 국내시장에 공급하는 상품 및 서비스의 가격변동을 측정하는 통계로서 경기동향 판단지표, GDP 디플레이터 등으로 이용된다. 지수작성에 이용되는 가격은 기초가격(basic prices)을 원칙으로 하고 있다. 조사대상 품목 수는 상품 775개, 서비스 103개의 총 878개 품목이다.
- 공시지가(Land price)
  - 국토교통부에서 매년 1월1일을 기준으로 조사·평가하여 공시한 표준지의 단위면적당(㎡) 적정가격을 말함. 종래 땅값이 일관성이나 형평성에 문제가 있다는 지적에 따라 이를 시정하기 위해 1989년 7월 「지가공시 및 토지 등의 평가에 관한 법률」을 근거로 도입
- 국내공급물가지수(Domestic supply price indexes)
  - 생산자물가지수와 수입물가지수를 통합·재분류한 지수임

- 소비자물가지수(Consumer price index)
  - 가구에서 일상생활을 영위하기 위하여 구입하는 상품과 서비스의 평균적인 가격변동을 측정한 지수. 기본 분류지수는 소비지출의 목적에 따라 작성되고 있으며, 특수분류지수로는 품목성질별지수, 생활물가지수, 신선식품지수, 농산물 및 석유류제외 지수, 식료품 및 에너지제외 지수를 작성하고 있다.
- 소비자물가지수의 특수분류별 지수(CPI for specialized classification)
  - 소비자물가의 특수분류는 일상생활에 있어 지속적으로 필요한 품목으로 일반 국민생활과 밀접한 관계가 있는 일반미·쇠고기·전기료 등 가격변동을 측정하는 생활물가지수와 계절적 요인이나 자연환경에 따라 가격 변동이 심하게 나타나는 품목으로 상품의 신선한 정도에 따라 상품가치가 좌우되는 신선어개·채소·과실 등 50개 품목들의 가격을 측정하는 신선식품지수 및 신선식품이외, 식료품 및 식료품이외, 에너지 및 에너지 이외, IT 및 IT이외 지수 등을 개발하여 작성하고 있음
- 신선식품지수(Index by fresh food)
  - 신선 어개·채소·과실 등 기상조건이나 계절에 따라 가격변동이 큰 50개 품목으로 작성한 지수
- 품목성질별 지수(CPI by commodities and services)
  - 조사대상 품목의 특성에 따라 상품(308개)과 서비스(152개)로 대별한 다음 유사한 특성을 가지는 상품군 또는 서비스유형으로 세분하여 각각에 대한 물가변동을 파악하기 위해 작성하는 지수
- 수출입 물가지수(Export and import price indexes)
  - 수출 및 수입상품의 종합적인 가격수준을 측정하는 통계로 수출입업체들의 수출채산성 변동이나 수입원가 부담 파악, 수출입물가지수의 상호 비교를 통한 교역조건 측정 및 실질 GDP 산출을 위한 수출입액 디플레이터 등으로 이용. 수출은 FOB 가격, 수입은 CIF 가격을 원칙으로 조사(일부 품목에 대해서는 조사 대상처의 거래관행을 따름)하고 있으며 국내물가에 대한 선행성을 갖도록 통관시점이 아닌 계약시점의 가격을 조사함. 수출입물가지수는 계약통화, 원화, 달러화 세 가지 통화를 기준으로 작성되며 원화기준이 주 지수로 활용됨
- 농가판매 및 구입가격지수(Price index of commodities received and paid by farmers)
  - 농가가 생산하는 농산물의 농가수취가격과 농가의 영농 및 소비생활에 필요한 재화와 용역의 구입가격을 조사하여 지수를 편제하고, 농가경제를 가격측면에서 분석하는데 필요한 기초자료 제공이 조사목적이며, 농가판매가격지수는 농업경영활동으로 생산된 농산물 및 축산물 등 72개 품목의 가격지수이고, 농가구입 가격지수는 농업경영체의 가게 및 경영활동에 투입된 421개 구입품의 가격지수를 의미함

## 10. 국민계정(National Accounts)

- 국민계정(National accounts)
  - 국민경제의 순환과 변동을 체계적으로 기록한 사회회계로서 경제활동을 거래형태별 및 거래에 참가하는 경제주체별로 파악하여 복식부기 방식으로 기록한 것으로 국민경제의 순환에 따른 변동을 각각의 거래 형태와 거래주체간의 상호연관 하에서 체계적으로 작성한 것을 말함.
  - 즉, 국민계정체계는 국민경제의 순환에 따른 변동을 실물거래와 금융거래의 활동측면에서 파악하여 국민

경제의 변동에 의한 재화와 용역의 공급과 처분은 생산, 소비지출·자본형성계정에, 소득의 분배와 처분은 소득계정에, 자본의 조달과 축적은 자본조달과 축적 계정에, 그리고 해외와의 거래는 국외거래계정에 각각 기록되어 작성됨

○ 당해년가격(At current prices)

- 그 해 생산물에 그 해의 가격을 적용한 명목가격임. 국민소득은 각 생산물에 단위당 부가가치를 곱하여 화폐금액으로 표시한 다음 이를 합계하여 추계하고 있는데, 당해년가격의 경우 매년 가격과 생산량이 바뀌게 되어 생산물 수량과 물가의 변동이 혼합되어 나타나게 됨

○ 국내총생산(Gross domestic product : GDP)

- 국내총생산은 한 나라의 영역 내에서 가계, 기업, 정부 등 모든 경제주체가 일정기간동안 생산활동에 참여하여 창출한 부가가치 또는 최종생산물을 시장가격으로 평가한 합계로써, 여기에는 국내에 거주하는 비거주자(외국인)에게 지불되는 소득과 국내 거주자가 외국에 용역을 제공함으로써 수취한 소득이 포함됨

○ 국민총소득(Gross national income : GNI)

- 국민총소득은 한 나라의 국민이 생산활동에 참여한 대가로 받은 소득의 합계로써 해외로부터 국민(거주자)이 받은 소득(국외수취요소소득)은 포함되고, 국내총생산중에서 외국인에게 지급한 소득(국외지급요소소득)은 제외됨. 한편 국내총생산이 국내에 거주하는 모든 생산자가 생산한 부가가치를 합산한 것이므로 국민총소득은 국내총생산에서 국외 순수취요소소득을 더하여 산출함

○ 경제성장률(Economic growth rate)

- 일정기간동안 각 경제활동부문이 만들어낸 부가가치가 전년에 비하여 얼마나 증가하였는가를 보기 위한 지표로서 한 나라의 경제가 이룩한 경제의 성과를 측정하는 중요한 척도임. 경제성장률은 불변가격 측정하는 국내총생산의 전년대비 증가율을 의미하므로 경제의 규모가 실질적으로 얼마만큼 확대되었는가를 알 수 있음

$$\text{경제성장률(\%)} = \frac{\text{금년도불변GDP} - \text{전년도불변GDP}}{\text{전년도불변GDP}} \times 100$$

○ 경제활동별 국내총생산(디플레이터)(GDP by Kind of Economic Activity deflator)

- 명목GDP를 실질GDP로 나누어 얻어지는 값을 GDP 디플레이터라 한다. GDP 디플레이터는 국민소득에 영향을 주는 모든 물가요인을 포괄하는 종합물가지수로써 GDP 라는 상품의 가격수준을 나타낸다고 할 수 있음

○ 국민총처분가능소득(Gross national disposable income)

- 소비율, 투자율, 저축률 등의 산정에 이용되는 지표로서 소비나 저축으로 자유로이 처분할 수 있는 총소득으로 GNI에 국외순수취경상이전을 더하여 산출하며 일반적으로 명목지표만 편제

## 11. 정부·재정·금융(Government Finance and Service / Finance)

○ 통합재정수지(Consolidated Central Government Balance)

- 통합재정은 일반회계, 특별회계, 공공기금간의 진출금 및 전입금 등 회계 간 내부거래와 국채발행, 차입, 채무상환 등 수지차 보전을 위한 보전거래를 세입과 세출에서 각각 제외한 순계개념의 세입과 세출을 말하며, 통합재정수지는 이러한 순계개념의 세입과 세출의 차를 의미함
- 협의통화(M1)
  - 화폐의 지급결제수단으로서의 기능을 중시한 지표로서 민간이 보유하고 있는 현금에 예금취급기관의 결제성 예금을 더한 것
    - 협의통화(M1) = 현금통화 + 은행 요구불예금 + 수시 입출식 저축성 예금
- 광의통화(M2)
  - 협의통화(M1)보다 넓은 의미의 지표
    - 협의통화(M1) + 정기 예·적금 및 부금 + 시장형 상품 + 실적배당형 상품 + 금융채 + 기타(투신증권저축, 종금사 발행어음) 단, 만기 2년 이상 금융상품 제외
- 금융기관유동성(Lf)
  - 광의통화(M2) + M2포함 금융상품 중 만기 2년 이상 정기 예·적금 및 금융채 등 + 한국증권금융(주)의 예수금 + 생명보험회사(우체국보험 포함)의 보험계약준비금 + 농협 국민생명공제의 예수금 등
- RP(Repurchase agreement)
  - 환매조건부 채권을 말하며, 일정기간이 지난 후에 다시 매입하는 조건으로 채권을 매도함으로써 수요자가 단기자금을 조달하는 금융거래방식의 하나
- 국내신용(Domestic credit)
  - 통화는 정부부문, 민간부문, 해외부문 및 기타부문을 통해 공급되는 데 이중 통화금융기관이 정부부문과 민간부문을 통해 공급한 통화규모로 금융기관의 정부 및 민간에 대한 대출금과 이들이 발행한 유가증권 보유액을 포함함
    - 국내신용 = 정부신용 + 민간신용
- 금융개관표(Financial survey)
  - 통화금융기관에 비통화금융기관을 포함하여 작성한 금융기관 전체의 연결대차대조표로 자산 및 부채 항목을 경제부문별(정부, 민간, 해외, 기타) 및 금융수단별로 분류한 것임 동 개관표를 통하여 총유동성(M3)지표가 작성되고 있으며, 통화금융기관과 비통화금융기관의 유동성부채 창출과정과 유동성의 부문별 공급경로를 체계적으로 파악할 수 있음
- 예금은행(Deposit money banks)
  - 일반은행과 특수은행을 포괄하는 개념으로 일반은행에는 시중은행, 지방은행 및 외국은행 국내지점이 포함되며, 특수은행으로는 한국외환은행, 중소기업은행, 국민은행, 한국주택은행, 농업협동조합중앙회, 수산업협동조합중앙회 등이 있음
- 요구불 예금(Demand deposits)
  - 예금주의 지급청구가 있으면 언제든지 조건없이 지급해야 하는 통화성 예금으로 당좌예금, 가계당좌예금, 보통예금, 별단예금, 공공예금, 여신관리자금이 여기에 해당



- 저축성 예금(Time and saving deposits)
  - 예금납입 및 인출방법에 대해 특정 조건이 있는 기한부 예금으로 주로 장기저축이나 이자수입을 목적으로 하는 예금을 말한다. 예금주의 명의 표시에 따라 기명식 정기예금 · 무기명식 정기예금으로 분리하기도 함
- 양도성 예금증서(Certificate of deposit : CD)
  - 은행의 자금조달원 확대 및 수신경쟁력 제고를 위하여 도입한 단기금융에서 유통가능한 금융상품임. CD는 중도해지가 불가능하고 지불준비금 예치대상에서 제외되며 매매양도가 가능하다는 점에서 예금보다는 금융채 성격이 강하므로 통화지표 편제방법과 관련하여 볼 때 M2에서 제외되나 M3에는 포함되고 있음
- 양도성 예금증서 유통수익률(Yields on CD)
  - 한국증권업협회가 자본금 기준 10개 대형증권회사로부터 조사한 자료를 토대로 공시수익률을 산출하고 있는데 ‘통화금융’ 상의 월중 수익률은 일별 공시 수익률을 단순평균한 금리임
- 채권수익률(Bond yields)
  - 한국증권업협회가 자본금 기준 10개 대형증권회사로부터 조사한 자료를 토대로 각 채권의 가중평균수익률 산출하고 있는데 ‘통화금융’ 상의 각 채권 수익률은 일별수익률을 단순평균한 금리임
- 부도율(Dishonored ratio)
  - 어음교환액(장수)에 대한 부도액(장수)의 비율로 시중의 자금사정을 나타내는 지표임
- 어음교환
  - 다수의 은행이 일정한 시간에 일정한 장소에 모여 자행이 수납한 어음 중 타행을 지급지로 하는 어음과 타행이 수납한 어음 중 자행을 지급지로 하는 어음(타점권)을 서로 교환하고 차액은 한국은행에 개설된 당좌예금이체를 통하여 결제하는 제도
- 코스피 지수(KOSPI)
  - 1980년 1월 4일을 기준으로 전 상장종목 보통주에 대하여 시가 총액식 산출방법에 의하여 종합 주가지수, 산업별 주가지수, 부문별 주가지수 및 자본규모별 주가지수 등으로 작성 발표되고 있음
- 상장주식회전율(Turnover ratio of based on trading volume)
  - 당해기간중의 평균상장주식수에 대한 총거래량의 백분율로 시점이 다른 기간과의 주식거래량을 비교하기 위한 지표
$$\text{상장주식회전율}(\%) = \frac{\text{당해기간중의거래량}}{\text{당해기간중의평균상장주식수}} \times 100$$
- 생명보험(Life insurance)
  - 보험자가 사망하거나 일정한 연령에 이르면 지불할 것을 약정한 보험
- 신계약률(Ratio of new business)
  - 신계약률 = 신계약액 ÷ 연초보유계약액 × 100

- 효력상실·해약률(Ratio of lapses & surrenders)
  - 효력상실·해약률 = 효력상실·해약액 ÷ (연초보유계약액+신계약액) × 100
- 손해보험(Casualty insurance)
  - 불의의 사고로 생기는 손해에 대하여 보상받을 수 있는 보험
- 원수손해율(Direct loss ratio)
  - 원수손해율 = 원수보험금 ÷ 원수보험료 × 100
- 경과손해율(Earned incurred loss ratio)
  - 경과손해율 = 발생손해액 ÷ 경과보험료 × 100
- 선물거래(Futures)
  - 선물거래란 수량·규격·품질 등이 표준화되어 있는 상품 또는 금융자산을 현재시점(계약시)에 정한 가격(선물가격)으로 장래의 일정시점에 인수·도할 것을 약속하는 거래로 조직화된 거래소에서 이루어지는 거래를 말함
- 미결제약정(Open Interest)
  - 장종료 이후에도 반대매매나 결제되지 않고 있는 선물·옵션계약 총수를 말함 각 계약에는 반드시 매도자와 매수자가 있으므로 시장 전체적으로 매도 미결제약정수량과 매수 미결제약정수량은 일치하며, 따라서 시장전체의 미결제약정수량은 일방(편도)으로 발표됨. 미결제약정수량은 대부분 최종거래일 이전에는 반대매매로 해소됨
- 스프레드(Spread)
  - 동일선물시장 혹은 관련 선물시장에서 2가지의 상이한 선물계약간의 가격차이를 말함. 스프레드거래란 이러한 상이한 두 선물계약을 동시에 매입 및 매도하는 거래를 뜻함. 스프레드 거래는 각 선물계약의 개별 가격 변화보다는 두 선물계약의 가격차이 변화에서 이익을 추구함

## 12. 무역·국제수지(Trade and Balance of Payments)

- FOB(Free on board)
  - 거래조건 중 하나로 계약상품의 인도(引渡)가 수출항의 본선 선상에서 이루어지는 계약으로 본선인도가격이라고 함
- CIF(Cost Insurance and freight)
  - 원가, 보험료, 운임을 합산한 가격으로 정하는 매매계약으로 운임보험료 포함가격이라고 함. 수출지에서 본선선적을 완료할 때까지의 비용(FOB 가격)을 포함하여 수입지항 항외착(輸入地港 港外着)까지의 해상 운임과 해상보험료 등의 특수비용을 가산하여 산정한 수입지항 항외착 가격

- 무역지수(Trade indexes)
  - 일정시점을 기준으로 수출입변동은 단가의 변동에 의해 일어나기도 하고 물량의 증감에 의해 발생하기도 하므로 수출입금액의 변동을 가격요인과 물량요인으로 나누어 파악해 보기 위해 작성되는 것이 무역지수임. 무역지수에는 수출입 전체금액의 변동을 나타내는 수출입금액지수, 수출입가격의 변동을 나타내는 수출입단가지수, 수출입물량의 변동크기를 알려주는 수출입물량지수가 있음
- 외환(Foreign exchange)
  - 화폐제도가 다른 국가 간의 대차를 환어음의 교환으로써 결제하는 방법
- 국제수지(Balance of payments)
  - 일정기간동안 한 나라의 거주자와 비거주자 사이에 발생한 상품·서비스, 자본 등의 모든 경제적 거래에 따른 수입과 지급의 차이를 국제수지라 하며, 이를 체계적으로 분류 정리한 것을 국제수지표라고 함
- 경상수지(Current account)
  - 재화나 서비스를 외국과 사고파는 거래 즉 경상거래의 결과를 나타낸 지표로써, 상품·서비스수지, 소득수지 및 경상이전수지로 구성됨. 경상수지는 자본수지에 비해 상대적으로 안정적인 성격을 지닌 거래로 이루어져 있기 때문에 경제발전 및 정책변화의 효과를 측정하거나 전망하는 데 널리 이용됨
- 상품수지(Goods)
  - 거주자와 비거주자간의 상품거래를 소유권이전 기준으로 계상하고 일반상품, 가공용 재화, 재화수리, 운수조달 재화 및 비화폐용 금을 포함하며, 가격조건은 수출입 모두 FOB로 평가
- 서비스수지(Services)
  - 거주자와 비거주자간의 용역거래를 계상하며 운수, 여행, 통신서비스, 보험서비스, 특허권 등 사용료, 사업서비스, 정부서비스 및 기타로 구분됨
- 본원소득수지(Primary income)
  - 비거주자 노동자에게 지급되는 급여 및 임금, 대외금융자산 및 부채와 관련된 투자소득을 계상
- 이전소득수지(Secondary income)
  - 반대급부를 동반하지 않은 경상거래로 개인송금, 국제기구 출연금 및 구호를 위한 식량, 의약품 등의 무상원조 등을 계상
- 금융계정(Financial account)
  - 민간, 금융기관, 정부 및 통화당국의 대외 금융자산·부채의 소유권 변동과 관련된 거래를 계상하며 직접투자, 증권투자, 파생금융상품, 기타투자 및 준비자산으로 세분
- 파생금융상품(Financial derivatives)
  - 거주자의 대외파생금융거래 관련 평가손익이 반영된 잔액으로서 기말현재 파생금융거래 평가이익은 파생금융상품(자산)으로, 파생금융거래 평가 손실은 파생금융상품(부채)로 분류

- 특별인출권(SDR: Special drawing rights)
  - 달러위기를 계기로 야기된 국제통화제도의 불안 및 국제유동성 부족에 대처하기 위하여 IMF 가맹국에 의하여 계획적으로 창출 또는 감액되는 새로운 준비자산으로써 국제유동성 부족을 보충할 필요성이 발생할 경우, IMF가 특별인출권 계정에 참가한 가맹국에 대하여 이를 배분함으로써 창출됨
- 국제통화기금 포지션(Reserve position in the IMF)
  - IMF(International Monetary Fund, 국제통화기금) 가맹국이 자유롭게 IMF로부터 인출할 수 있는 잔고를 말함
- 환율(Exchange rate)
  - 국제간에 결제되는 대차상의 외환어음의 가격인 자국화폐와 외국화폐의 교환비율으로써 대내외 물가차이 즉, 국제통화 변동을 반영함. 환율은 기본적으로 외환시장에서 외환에 대한 수요와 공급에 의해서 결정되나 물가상승률, 금리차, 정치사회의 안정여부 등 복합적 요인에 영향을 받음

### 13. 환경·농림·수산(Environment / Agriculture and Forestry / Fishery)

- hPa(hectopascal)
  - 기상학에서 사용하는 기압의 단위. 기호는 hPa. 1hPa은 1mb와 같으며, 1Pa의 100배이다. 국제단위계에서는 면적 1m<sup>2</sup>에 1N의 힘을 받을 때의 압력의 단위로 Pa이 사용되지만, Pa은 크기가 너무 작아 일상에서 이용하기에는 매우 불편하므로 기상학에서는 그 100배인 hPa을 씀
- 산성비(Acid rain)
  - 황산화물이나 질소화물 등의 오염물질을 함유하여 Ph 5.6 이하일 때의 비로 호수·하천을 산성화시켜 어패류를 감소시키고, 토양을 변질시켜 나무뿌리를 상하게 하는 등 피해를 가져옴
- 생물학적 산소요구량(Biochemical oxygen demand : BOD)
  - 물이 어느 정도 오염되었는가를 표시하는 지표로써 호기성 박테리아가 일정기간(보통 섭씨 20도에서 5일간) 수중의 유기물을 분해시켜 정화하는데 소비되는 산소량을 ppm(백만분율)로 나타낸 것. BOD가 클수록 오염정도가 심함을 나타냄
- 용존산소(Dissolved oxygen : DO)
  - 물에 녹아 있는 산소의 양을 말함 하천에 유기물이 유입되면 수중의 미생물이 용존산소를 소비하여 유기물을 분해하므로 용존산소가 부족하여 어패류의 생존이 위협받게 됨
- 화학적 산소요구량(Chemical oxygen demand : COD)
  - 배수 중의 유기물을 산화시키는데 소비되는 산소요구량. BOD와 거의 같은 개념이고, 우리나라의 배수기준은 BOD·COD는 각각 30mg/ℓ 이하임
- 오존(O<sub>3</sub>)
  - 특유의 비린내가 나는 회미한 청색 기체로서 대기중에서는 방전으로, 성층권에서는 태양의 복사에 의해 생성. 미량은 인체에 별다른 해가 없으나 3ppm 이상의 오존을 여러 시간 쏘이면 폐에 출혈과 수종이 생김

- 이산화질소( $\text{NO}_2$ )
  - 질소와 산소의 화합물의 일종. 질소산화물은 석유·석탄의 연소에 의해 발생하는데 공장에서 배출되는 불완전 연소가스, 자동차의 배기가스가 주 발생 원인임. 이산화질소는 농도가 짙어지면 폐기종·기관지염 등 호흡기 질환의 원인이 됨
- 화재발생 및 피해(Cases and damages of fires)
  - 발생건수는 소방차가 출동하여 화재를 진압한 건수에 자체 진압했다라도 통상적으로 일정금액(50만원)이 상의 피해가 난 화재건수의 합을 말함
- 가축사육(Livestock breeding)
  - 한육우 : 한우와 육우를 일컫는 말
    - 한우 : (소이력제 자료) 종축등록기관의 장이 정하여 공고하는 한우 기준에 부합되는 소
    - 육우 : (소이력제 자료) 젖소 중 착유한 경험이 없는 암소, 젖소 암소 중 송아지를 낳은 경험이 없는 소, 젖소 수소, 그 밖의 식용 소
  - 젖소 : (소이력제 자료) 착유하고 있거나 착유를 위하여 사육중인 소, 젖소 암소 중 송아지를 낳은 경험이 있는 소

## 14. 에너지(Energy)

- 1차 에너지 공급(Primary Energy Supply)
  - 에너지 국내생산 및 순수입, 재고의 증감을 포함한 소비량으로 최종 에너지소비와 전환손실을 합한 양.
- 원유(Crude Oil)
  - 천연산 광물성 기름으로서, 다양한 종류의 탄화수소로 되어있음. 상압증류 후에 잔류하는 파라핀 왁스나 역청의 함유량에 따라 파라핀계, 아스팔트계, 혼합계로 나누어짐. 현재의 전문용어상으로 원유(Petroleum)는 액체탄화수소뿐만 아니라 기체나 고체 탄화수소도 포함
- 신재생에너지(New & Renewable Energy)
  - 석유, 석탄, 원자력, 천연가스, 수력등 종래 사용되어온 에너지 이외에 장차 기술개발에 의하여 공급이 가능하게 될 태양에너지, 바이오매스, 동력, 조수력, 지열, 해양에너지, 수소에너지, 석탄전환연료 등을 말함.
- 수력(Hydro)
  - 물의 낙차를 이용하여 물의 위치에너지가 운동에너지로 전환하는 과정에서 수차를 구동하여 발전하는 발전소
- 원자력(Nuclear)
  - 핵분열 에너지를 이용하는 발전방식으로 화력발전소의 보일러 부분이 원자로 계통으로 치환되어 포화증기를 발생하고 그 이외는 화력발전소와 유사함

- 기력(Steam)
  - 증기 터빈을 이용한 화력발전소
- 복합화력(Combined cycle)
  - 1차 가스터빈 2차 증기터빈(or 열공급) 발전형식
- 판매 전력량(Power sold)
  - 고객에게 판매한 전력량
- 평균전력(Average load)
  - 일정기간내 부하전력의 평균값
- 최대전력(Peak load)
  - 어느 기간내의 전력수요중 최대값으로 소내전력량을 포함한 발전단 1시간 평균전력 중 최대 값

## 색 인

## 【가】

- 가계 | 4, 234  
 가계당좌예금 | 235  
 가계대출 | 241  
 가계부문 | 223, 226  
 가계수입전망 | 75  
 가계수표 | 244  
 가계신용총계 | 241  
 가계용품 | 199, 200  
 가계최종소비지출('15년지수기준년연쇄가격) | 8  
 가공식품 | 174, 175, 185  
 가구 | 49, 85, 87, 91, 93, 97, 99, 107, 109, 148, 152  
 가구·가사비품 및 카펫 | 173  
 가구분포(%) | 59, 60  
 가구수 | 298  
 가구원수(명) | 57, 58, 59, 60  
 가꾸주연령(세) | 57, 58, 59, 60  
 가방 | 151, 179  
 가사 | 32  
 가사도우미료 | 181  
 가정소다 | 114  
 가소제 | 115  
 가스 | 305  
 가스, 증기 및 온수 | 165  
 가스누출(폭발) | 295  
 가스업 | 123  
 가양 | 292, 293  
 가열냉각장치 | 126  
 가전·전자·통신기기 | 150  
 가전제품 | 148  
 가전제품렌탈비 | 181  
 가전제품수리비 | 181  
 가정, 상업 | 304  
 가정·경원용공구 및 장비 | 173  
 가정용 | 306, 308  
 가정용기기 | 173  
 가정용섬유제품 | 173  
 가정용품 및 가사서비스 | 173, 186, 187, 188, 189, 190, 191, 192, 193, 201  
 가정학습지 | 182  
 가죽, 가방 및 신발 | 46, 83, 87, 89, 93, 95, 99, 106, 108  
 가죽제품 | 161  
 가죽 | 202  
 간병도우미료 | 181  
 갈치 | 175  
 강관 | 120  
 강릉 | 280, 281  
 강릉(7정점) | 296  
 강원 | 17, 67, 101, 138, 146, 190, 237, 238, 243  
 개인서비스 | 180, 181, 182, 185  
 개인운송장비운영 | 172  
 거래대금 | 245  
 거래량 | 245  
 거래량(액면) | 245  
 거래일수 | 249  
 거제동안(4정점) | 296  
 건강검진비 | 181  
 건강기능식품 | 175  
 건설 | 6  
 건설·광산 | 125  
 건설업 | 3, 38, 39, 45, 50, 51, 52, 53, 78, 124, 131, 205, 207, 209, 211, 213, 215, 217, 240  
 건설용 | 102, 103, 104, 105, 168, 169, 171  
 건설용재료 | 171  
 건수 | 246, 247  
 건축 | 134  
 건축, 구조물 | 295  
 건축자재 | 145  
 건축허가면적 | 4, 6  
 결제성예금 | 227  
 경강선 | 120  
 경공업 | 81  
 경과보험료증감률 | 252  
 경과손해율(A) | 252  
 경기 | 4, 16, 67, 101, 138, 146, 189, 237, 238, 243  
 경기종합지수 | 4  
 경남 | 17, 67, 101, 139, 146, 192, 237, 238, 243  
 경북 | 17, 67, 101, 139, 146, 193, 237, 238, 243  
 경비 | 199, 201  
 경상소득 | 4, 57, 58, 59, 60  
 경상수입 | 221  
 경상수지 | 8, 10, 266  
 경상지출 | 221  
 경유 | 110, 178, 304, 305, 306  
 경제성장률('15년지수기준년연쇄가격) | 8  
 경제활동인구 | 3, 23, 24, 25  
 경제활동참가율 | 23, 24, 25  
 계약 | 249  
 계약금액 | 249  
 계약수 | 249  
 계절조정실업률 | 30  
 고등교육 | 173  
 고등어 | 175  
 고등학교납입금 | 181  
 고등학교학습지 | 177  
 고등학생학원비 | 182  
 고령 | 292, 293  
 고무 및 플라스틱 | 106, 108, 125, 254  
 고무 및 화학제품 | 78  
 고무제품 | 162  
 고무제품 및 플라스틱제품 | 48, 84, 86, 90, 92, 96, 98  
 고압(동력) | 306  
 고용률 | 23, 24, 25  
 고정자산 | 228  
 고출 | 43  
 고철 | 297  
 고춧가루 | 174  
 곡물 | 198, 202  
 골프연습장이용료 | 181  
 골프장이용료 | 182  
 공공 | 131  
 공공기타 | 124  
 공공서비스 | 180, 181, 185  
 공공수요 | 124  
 공공용 | 308  
 공공행정, 국방 및 사회보장 | 205, 206, 208, 210, 212, 214, 217  
 공공행정 및 국방 | 212  
 공급예금 | 235  
 공급능력 | 307  
 공급예비력 | 307  
 공급예비율 | 307  
 공기업 | 131  
 공동주택관리비 | 180  
 공산품 | 7, 159, 160, 161, 162, 163, 164, 194  
 공업용 | 133  
 공업제품 | 184, 185  
 공장 | 69  
 공장, 창고 | 134  
 공적금융기관 | 241  
 공주1 | 292, 293  
 파산화수소 | 114  
 파수 | 198, 202  
 과일 | 200  
 파자·빙과류 및 당류 | 201  
 파채류 | 202  
 파천 | 288, 289  
 관공서, 학교, 병원 | 134  
 관광 | 19  
 관광수입 | 156  
 관광수지 | 156  
 관광지출 | 156  
 관리자 | 34, 36  
 광공업 | 3, 38, 39, 50, 52

- 광공업생산지수 | 5  
 광물성연료·유탄유 및 관련물질 | 264  
 광물성연료·유탄유 및 관련물질 | 197  
 광산물 | 159, 194  
 광업 | 44, 46, 50, 52, 82, 86, 88, 92, 124, 205, 206, 208, 210, 212, 214, 217, 240, 308  
 광업·제조업 | 5  
 광업·제조업 | 6  
 광업 및 제조업 | 82, 86, 88, 92, 94, 98  
 광업지원서비스업 | 47  
 광의통화(M2) | 9, 223  
 광주 | 16, 67, 100, 137, 140, 146, 188, 237, 238, 243, 279, 280, 281, 284, 286, 287  
 광주(농성동) | 285  
 광주1 | 292, 293  
 교양오락문화비 | 75  
 교역조건변화를 반영한 실질무역손익 | 209, 213  
 교육 | 173, 186, 187, 188, 189, 190, 191, 192, 193, 200  
 교육.kr | 141  
 교육비 | 75  
 교육서비스 | 165  
 교육서비스업 | 45, 51, 53, 155, 205, 206, 208, 210, 212, 214, 217  
 교통 | 172, 186, 187, 188, 189, 190, 191, 192, 193, 200  
 교통사고 | 295  
 교통통신비 | 75  
 교환 | 244  
 교환액 | 244  
 국내식당식사비 | 180  
 구두 | 179  
 구미 | 290, 291  
 구포 | 292, 293  
 국고예금 | 235  
 국고채권 | 242, 248  
 국내 | 168, 169, 170, 171, 221  
 국내건설수주액 | 6  
 국내기계수주액 | 6  
 국내단체여행비 | 182  
 국내부채 | 228  
 국내수요 | 124  
 국내신용 | 222, 223, 224, 226  
 국내외국기관 | 131  
 국내자산 | 228  
 국내총생산('15년지수기준년액가격) | 8  
 국내총생산(시장가격) | 205, 206, 208, 210, 212, 214, 216  
 국내총소득 | 209, 213, 215  
 국내총자본형성(C) | 218  
 국내총투자율 | 218  
 국민계정 | 8  
 국민주택채권 | 248  
 국민주택채권1종(5년) | 242  
 국내총소득 | 207, 209, 211, 213, 215  
 국민총소득(당해년) | 8  
 국민총처분가능소득(A) | 218  
 국산쇠고기 | 174  
 국외부채 | 229  
 국외부채(-) | 223, 224, 226  
 국외순수취요소소득 | 207, 209, 211, 213  
 국외자산 | 229  
 국외자산(+) | 223, 224, 226  
 국외자산(순) | 226  
 국제금융기구출자금 | 229  
 국제수지 | 10  
 국제유가 | 297  
 국제통화기금 「포지션」 | 270  
 국제항공료 | 181  
 국제 | 222, 224, 228, 242  
 군산 | 140, 282, 283, 290, 291  
 군산(10정점) | 296  
 군입대대기 | 33  
 군지역 | 67  
 규석 | 111  
 굴 | 174  
 그리스 | 18  
 그외 | 33  
 근로소득 | 57, 58, 59, 60  
 근로일수 | 44, 45, 46, 47, 48, 49  
 근로자우대저축 | 236  
 근채류 | 202  
 금 | 270  
 금강 | 292, 293  
 금리수준전망 | 75  
 금속 | 82, 86, 88, 92  
 금속가공 | 125, 126  
 금속가공제품 | 107, 109, 163, 195  
 금속가공제품:기계 및 가구제외 | 49, 84, 86, 90, 92, 96, 98  
 금속공작 | 126  
 금속공작·가공기계 | 126  
 금속 및 비금속광물 | 159  
 금속주물 | 163  
 금액 | 244, 246, 247  
 금액지수 | 268  
 금융 | 9  
 금융·서비스 | 131  
 금융계정 | 10, 267  
 금융기관유동성(Lf) | 9  
 금융 및 보험서비스 | 164  
 금융 및 보험업 | 44, 50, 52, 154, 205, 207, 209, 211, 213, 215, 216, 240  
 금융보험업 | 124  
 금융비용대대출액 | 76, 77  
 금융자금 | 239  
 금융채 | 232, 242  
 금전신탁 | 232  
 기계, 금속업 | 78  
 기계 및 운수장비 | 197, 265  
 기계 및 장비 | 163, 195  
 기계설치 | 134  
 기계장비 | 125  
 기계장비류 | 145  
 기계장치 | 131  
 기계적요인 | 295  
 기능성화장품 | 179  
 기능원 및 관련기능종사자 | 35, 37  
 기력 | 307  
 기업 | 234  
 기업부문 | 222, 224, 226  
 기업자유예금 | 236  
 기종별수주액 | 125, 126  
 기초화장품 | 179  
 기초화학물질 | 160  
 기초화학물질제조업 | 112, 113, 114, 115  
 기타(순) | 223, 225, 227  
 기타(쓰레기화재등) | 295  
 기타개인용품 | 173  
 기타공모 | 247  
 기타공업 | 184  
 기타교육 | 173  
 기타금융기관등 | 241  
 기타금융기관부문 | 222, 224, 226  
 기타금융중개회사 | 241  
 기타기계 및 장비 | 48, 85, 87, 91, 93, 97, 99, 107, 109  
 기타내구재 | 148  
 기타농산물 | 198, 202  
 기타부문 | 273  
 기타부채 | 275  
 기타비금속광물광업 | 110  
 기타비금속광물제품 | 162  
 기타비내구재 | 148  
 기타비제조업 | 124  
 기타상품 및 서비스 | 173, 186, 187, 188, 189, 190, 191, 192, 193, 200  
 기타상품소매 | 145  
 기타생산재 | 171  
 기타생활용품 | 145  
 기타서비스 | 153, 165, 173  
 기타서비스업 | 212  
 기타수송용기계 | 126  
 기타수송차량 | 126  
 기타식료품 | 201  
 기타예금 | 227  
 기타예금취급기관부문 | 224  
 기타예금취급기관에 대한 부채 | 225  
 기타오락 및 문화용주요내구재 | 172  
 기타오락용·조경용품 및 애완동물 | 172  
 기타운송장비 | 49, 85, 87, 91, 93, 107, 109, 124, 164  
 기타원재료(국내) | 168  
 기타자산 | 275  
 기타전문 | 145  
 기타전자부품 | 162, 163  
 기타제조업 | 124  
 기타제조제품 | 164, 195  
 기타제조제품 | 197, 265  
 기타제품 | 49, 85, 87, 91, 93, 97, 99, 107, 109  
 기타제품제조업 | 78  
 기타제품제조업(담배제조업, 산업용기계포함) | 78  
 기타준내구재 | 148  
 기타중간재 | 169  
 기타지분 | 275



기타축산물 | 202  
 기타투자 | 267, 275  
 기타화학제품 | 161  
 기타화학제품제조업 | 117, 118, 119  
 김치냉장고 | 176  
 김포 | 140  
 김해 | 140

## 【나】

나동선 | 121  
 나주 | 292, 293  
 나프타 | 111  
 낙동강 | 292, 293  
 남아프리카공화국 | 260, 262  
 남자 | 30, 43  
 남자내의 | 176  
 남자상의 | 177  
 남자외의 | 177  
 남자하의 | 176  
 남지 | 292, 293  
 남사 | 304, 305  
 내구소비재 | 103, 105  
 내구재 | 75, 148, 170, 175, 176, 177, 185  
 내수 | 127  
 내수면 | 299  
 내연 | 307  
 내연기관 | 125  
 냄비 | 179  
 냉간압조용강선 | 120  
 냉장고 | 176  
 네덜란드 | 18, 258, 262  
 노동 | 3  
 노동생산성지수 | 3  
 노랑진 | 292, 293  
 노르웨이 | 260, 263, 269  
 노무비 | 199, 201  
 놀이시설이용료 | 182  
 농가가격지수 | 7  
 농가구입가격 | 7  
 농가구입가격지수 | 199  
 농가판매가격 | 7  
 농가판매가격지수 | 198  
 농림수산 | 134  
 농림수산물 | 7, 159, 194  
 농림어업 | 8, 124, 205, 206, 208, 210, 212, 214, 216, 308  
 농림어업숙련종사자 | 35, 37  
 농산물 | 159, 174, 184  
 농산물 및 석유류 | 183  
 농약 | 117  
 농약비 | 201  
 농업, 임업, 어업 및 광업 | 78  
 농업·임업 및 어업 | 38, 39, 240  
 농업용 | 102, 104, 125  
 농작업위탁비 | 201  
 농장수 | 298  
 농축수산물 | 152, 184  
 뉴질랜드 | 19, 263, 269

## 【다】

다목적승용차 | 176  
 단가 | 306  
 단기증권 | 274  
 단기채 | 275  
 단독 | 65, 66  
 단순노무종사자 | 35, 37  
 단체여행 | 173  
 달걀 | 175  
 달리분류되지않은상품 및 취급물 | 197, 265  
 담 | 298  
 담고기 | 175  
 담배 | 83, 87, 89, 93, 94, 98, 106, 108, 160, 172, 179  
 담배제조업 | 46  
 담양 | 292, 293  
 담 | 68  
 당월말보유계약액(생명보험) | 251  
 당좌수표 | 244  
 당좌예금 | 235  
 대구 | 16, 67, 100, 136, 140, 146, 186, 237, 238, 243, 279, 280, 281, 284, 286, 287  
 대구(지산동) | 285  
 대도시 | 67  
 대리점 | 125  
 대만 | 18, 258, 261  
 대미달러환율 | 10  
 대양주 | 272  
 대외금융부채 | 274  
 대외금융자산 | 274  
 대외채권 | 273  
 대외채무 | 273  
 대전 | 16, 67, 100, 137, 146, 189, 237, 238, 243, 282, 283, 284, 286, 287  
 대전(구성동) | 285  
 대정부대출금 | 228  
 대출이상 | 43  
 대지 | 68  
 대청담 | 292, 293  
 대출 | 275  
 대출금 | 222, 223, 224, 226, 228  
 대학교재 | 178  
 대형마트 | 149  
 대형승용차 | 176  
 댐 | 134  
 덴마크 | 258, 262, 269  
 도로, 교량 | 134  
 도로주행차량 | 126  
 도료 | 117  
 도매 | 145  
 도매 및 소매업 | 45, 51, 53, 145, 154, 240  
 도소매 | 6  
 도소매 및 숙박음식업 | 38, 39, 205, 207, 209, 211, 213, 215, 217  
 도소매업 | 124  
 도시가스 | 179, 305, 306  
 도시철도료 | 180

도입금액 | 306  
 독일 | 18, 258, 261  
 동관 | 122  
 동봉 | 121  
 동수 | 132, 133  
 동식물성유지 및 왁스 | 197, 265  
 동행종합지수 | 4, 73  
 동행지수순환변동치 | 4, 73  
 돼지 | 298  
 돼지고기 | 175  
 두류/잡곡 | 202  
 두바이유 | 297  
 두부 | 175  
 등록 | 142  
 등산복 | 177  
 등유 | 110, 178, 304, 305, 306  
 디자인 | 142  
 디지털도어록 | 178  
 떡 | 174

## 【라】

라면 | 175  
 라이베리아 | 259  
 러시아 | 18, 258, 261

## 【마】

마늘 | 174  
 마릿수 | 298  
 말레이시아 | 18, 259, 261, 269  
 매매기준율 | 271  
 매출 | 74, 246, 247  
 매출액새전순이익률 | 76, 77  
 매출액영업이익률 | 76, 77  
 매출액증가율 | 76, 77  
 맥류 | 202  
 맥주 | 175  
 맥주(외식) | 180  
 멕시코 | 259, 263  
 면세점 | 149  
 면적 | 68, 69  
 모래 | 110  
 모집 | 246, 247  
 목돈마련저축 | 236  
 목욕료 | 182  
 목재 | 135  
 목재, 가구 및 종이제품 | 78  
 목재 및 나무제품 | 106, 108  
 목재 및 나무제품:가구제외 | 47, 83, 87, 89, 93, 95, 99  
 목재 및 목제품 | 161  
 목재 및 종이제품 | 160, 161, 194  
 목적별 입국현황 | 19  
 목조 | 132  
 목포 | 279, 280, 281, 290, 291  
 목포(8경점) | 296  
 목포(용당동) | 285  
 무급가족종사자 | 40, 41

무담보대출금리 | 242  
 무수프탈산 | 114  
 무안 | 140  
 무안2 | 292, 293  
 무역 및 외환 | 10  
 무역신용 | 275  
 무역충액 | 257  
 무역형태별 | 197  
 무연탄 | 303, 304, 306  
 무점포소매 | 145, 149  
 문교·사회용 | 133  
 문화, 오락 및 여가용품 | 145  
 문화강습료 | 182  
 문화 및 기타서비스업 | 205, 207, 208, 211, 212, 215, 217  
 문화 및 레저서비스 | 153  
 물가 | 7  
 물가수준전망 | 75  
 물가수준전망(1년후) | 75  
 물금 | 292, 293  
 물량지수 | 268  
 미결계약정수량 | 249  
 미국 | 198, 202  
 미국 | 19, 258, 261  
 미상 | 295  
 미용료 | 182  
 미용용품 및 미용서비스 | 173  
 민간 | 131  
 민간소비 | 218  
 민간수요 | 124, 125  
 민자 | 131  
 밀폐용기 | 179  
 밀반찬 | 174

## 【바】

바레인 | 263, 269  
 반도체 | 162  
 발생건수 | 294  
 발전 | 304, 305  
 발전, 송전 | 134  
 발전전력량 | 307  
 발행액 | 248  
 발행잔액 | 230  
 발효유 | 174  
 방글라데시 | 259  
 방남(북한→남한) | 253  
 방북(남한→북한) | 253  
 방송수신료 | 181  
 방화 | 295  
 방화의심 | 295  
 배추 | 174  
 백만불(mil.\$) | 306  
 백화점 | 149  
 병커C유 | 111  
 베트남 | 258, 261  
 벤젠 | 112  
 벨기에 | 259, 262  
 별단예금 | 235

병원서비스 | 173  
 보건 | 173, 186, 187, 188, 189, 190, 191, 192, 193, 200  
 보건업 및 사회복지서비스업 | 45, 51, 53, 155  
 보육시설이용료 | 180  
 보일러 | 176  
 보일러등유 | 306  
 보전채권 | 221  
 보통예금 | 235  
 보험금지급률 | 252  
 보험기관 | 241  
 보험료수익 | 250  
 보험서비스료 | 182  
 복합 | 307  
 복합비료 | 115  
 본원소득수지 | 266  
 본원통화 | 225  
 봉강 | 118  
 부도 | 244  
 부도액 | 244  
 부도율(%) | 244  
 부동산 | 131  
 부동산서비스 | 165  
 부동산서비스업 | 124  
 부동산업 | 154, 205, 207, 209, 211, 213, 215, 216, 240  
 부동산업 및 임대업 | 44, 50, 52  
 부동산중개수수료 | 180  
 부산 | 16, 67, 100, 136, 146, 187, 237, 238, 243, 279, 280, 281, 284, 286, 287  
 부산(17정점) | 296  
 부산(덕천동) | 285  
 부산물 | 202  
 부상 | 294  
 부여1 | 292, 293  
 부주의 | 295  
 부채 | 223, 225, 227  
 부채비율 | 76, 77  
 부채성증권 | 274  
 부채와 자본합계 | 229  
 부채합계 | 229  
 부친 | 288, 289  
 부타디엔 | 112  
 부탄 | 306  
 부탄가스 | 112  
 북강릉 | 279  
 북미 | 272  
 불포화폴리에스터수지 | 117  
 뷰티미용료 | 182  
 브라질 | 259, 262  
 브렌트유 | 297  
 비경상소득 | 4, 57, 58, 59, 60  
 비경제활동인구 | 23, 24, 25  
 비금속광물:연료용제외 | 82, 86, 88, 92  
 비금속광물광업:연료용제외 | 46  
 비금속광물제품 | 49, 84, 86, 90, 92, 96, 98, 107, 109, 125, 161, 162, 195, 254  
 비내구소비재 | 103, 105  
 비내구재 | 148, 170

비농전산업 | 50, 52  
 비누 | 118  
 비료 및 농약 | 161  
 비료 및 질소화합물제조업 | 115  
 비료비 | 201  
 비소비지출 | 4, 57, 58, 59, 60  
 비스킷 | 174  
 비식용원재료(연료제외) | 197, 264  
 비은행금융기관예금 | 228  
 비은행예금취급기관 | 241  
 비임금근로자 | 40, 41  
 비제조업 | 74, 124, 131  
 비주류음료 | 172  
 비철금속과 및 1차제품 | 163  
 빵 | 175  
 빵 및 곡물 | 200

## 【사】

사과 | 174  
 사료비 | 201  
 사립대학교납입금 | 181  
 사망 | 294  
 사망자수 | 3, 13  
 사무·문구 | 150  
 사무실, 점포, 숙박, 오락장 | 134  
 사무용 | 102, 104  
 사무자동처리기계 | 126  
 사무종사자 | 34, 36  
 사업비 | 251  
 사업비율 | 252  
 사업서비스업 | 205, 206, 208, 210, 212, 214, 217  
 사업소득 | 57, 58, 59, 60  
 사업시설관리, 사업지원 및 임대서비스업 | 155  
 사업시설관리 및 사업지원 서비스업 | 44, 50, 51, 52, 53  
 사업지원서비스 | 165  
 사우디아라비아 | 258, 261, 269  
 사진기 | 177  
 사진서비스료 | 182  
 사진 | 140  
 사회간접자본 및 기타서비스업 | 38, 39  
 산소 | 115  
 산업금융채권 | 248  
 산업용 | 304, 306  
 산업용농축산물 | 145  
 산업용로보트 | 126  
 산업활동 | 4  
 산화방지제(고무·플라스틱용) | 119  
 삼겹살(외식) | 180  
 상·하수도 | 134  
 상수도료 | 179  
 상업용 | 133  
 상용근로자 | 40, 41  
 상용근로자월평균임금 | 3  
 상장주식회전율 | 245  
 상표 | 142  
 상품 | 7, 159, 184, 185

- 상품수지 | 10, 266
- 상호부금 | 236
- 생리대 | 178
- 생명보험 | 250, 251, 252
- 생산 | 81, 110, 111, 112, 113, 114, 115, 116, 117, 118, 119, 120, 121, 122, 123, 127, 304, 305
- 생산자물가지수 | 7
- 생산자제품재고지수 | 5
- 생산자제품출하지수 | 5
- 생산재(원재료+중간재) | 171
- 생선회(외식) | 180
- 생수·청량음료·과일주스 및 채소주스 | 201
- 생활물가지수 | 183
- 생활용품 | 145, 152
- 생활형편전망 | 75
- 삼푸 | 179
- 서귀포 | 282, 283
- 서류 | 202
- 서부텍사스증질유 | 297
- 서비스 | 7, 163, 164, 165, 170, 185
- 서비스수지 | 10, 266
- 서비스업 | 3, 8, 50, 51, 52, 53, 78, 308
- 서비스종사자 | 34, 36
- 서산 | 282, 283
- 서울 | 16, 65, 66, 67, 100, 136, 146, 186, 237, 238, 243, 279, 280, 281, 284, 286, 287
- 서울(불광동) | 285
- 서울지하철공채 | 248
- 서적 | 150, 178
- 서적·문구 | 148
- 석유 | 303
- 석유, 화학 | 309
- 석유류 | 178, 184
- 석유 및 핵연료 | 125
- 석유정제품제조업 | 110, 111, 112
- 석유제품 | 303, 305
- 석유제품공급 | 304
- 석유제품생산 | 305
- 석유화학 | 131
- 석탄 | 303, 306
- 석탄, 원유 및 천연가스 | 46, 82, 86, 88, 92, 159
- 석탄 및 석유제품 | 160, 194
- 선박·항공기 | 295
- 선박제외 | 127
- 선행종합지수 | 4, 73
- 선행지수순환변동치 | 73
- 선행폴리에스터수지 | 116
- 설비수리비 | 180
- 설비에비력 | 307
- 설비에비율 | 307
- 설비용량 | 307
- 설비투자 | 74
- 섬유, 의복 | 309
- 섬유, 의복 및 신발 | 145
- 섬유·의복 | 131
- 섬유가죽제품 | 124
- 섬유 및 가죽 | 78
- 섬유 및 가죽제품 | 161, 194
- 섬유 및 의복 | 161
- 섬유사 및 직물 | 159
- 섬유용 | 126
- 섬유제품 | 106, 108, 176, 177, 185
- 섬유제품:의복제외 | 83, 87, 89, 93, 95, 99
- 섬유제품제조업:의복제외 | 46
- 성장률 | 156
- 세종 | 16, 67, 100, 137, 146, 237, 238, 286, 287
- 세탁기 | 176
- 세탁세제 | 178
- 소계 | 246, 247
- 소득 | 4, 57, 58, 59, 60
- 소득교역조건지수 | 268
- 소매 | 145
- 소매업태별 판매액지수(불변) | 6
- 소매판매액지수 | 147
- 소비 | 304, 305
- 소비자지출계획 | 75
- 소비재 | 103, 105, 170
- 소비지출전망 | 75
- 소주 | 175
- 소과 | 175
- 소형승용차 | 176
- 속초 | 282, 283
- 손해보험 | 250, 251, 252
- 솔벤트 | 111
- 수도 | 165
- 수도, 폐기물처리 및 재활용서비스 | 164, 165
- 수도, 하수 및 폐기물처리, 원료제조업 | 155
- 수도권 | 65, 66, 67
- 수도 및 주거관련서비스 | 173
- 수력 | 303, 307
- 수력원동기 | 125
- 수박 | 174
- 수산물 | 159, 175, 184
- 수송용 | 306
- 수시입출식저축성예금 | 227, 232
- 수요자별수주액 | 124, 125
- 수원 | 282, 283, 284, 288, 289
- 수익증권 | 227, 232
- 수입 | 8, 168, 169, 170, 171, 221, 257, 266, 268, 303, 304, 305
- 수입량 | 305
- 수입물가 | 7
- 수입최고기 | 174
- 수입승용차 | 177
- 수입액 | 10, 305
- 수출 | 127, 257, 266, 268, 303
- 수출물가 | 7
- 수출액 | 10
- 수출입물가지수 | 7
- 수출입조과 | 257
- 숙박 및 음식점업 | 45, 50, 51, 52, 53, 154
- 숙박서비스 | 173
- 순국외자산 | 223, 224
- 순대외금융자산 | 275
- 순사업비율(B) | 252
- 순상품교역조건지수 | 268
- 순생산물세 | 205, 207, 209, 211, 213, 215, 216
- 순용자 | 8, 221
- 순이동 | 14
- 쉬었음 | 33
- 슈퍼마켓 및 잡화점 | 149
- 스넥과자 | 174
- 스리랑카 | 260
- 스웨덴 | 18, 260, 263, 269
- 스웨터 | 176
- 스위스 | 260, 262, 269
- 스테인리스선 | 121
- 스타렌노모머 | 113
- 스페인 | 18, 259, 263
- 스포츠·레저용품 | 151
- 승무원 | 19
- 승용차 | 148
- 승용차 및 연료소매점 | 149
- 시군구간이동 | 14, 15
- 시군구내이동 | 14, 15
- 시내버스료 | 180
- 시너 | 117
- 시도간이동 | 14, 15
- 시도내이동 | 14, 15
- 시리아 | 260
- 시멘트 | 135
- 시설자금 | 239
- 시장성상품 | 232
- 시제금 | 225
- 시지역 | 67
- 식기 | 179
- 식료품 | 83, 87, 89, 93, 94, 98, 106, 108, 160, 166, 172, 196, 308
- 식료품, 식료품이외 | 166
- 식료품·비주류음료 | 172, 186, 187, 188, 189, 190, 191, 192, 193, 200
- 식료품에너지 | 196
- 식료품에너지이외 | 167, 196
- 식료품이외 | 166, 196
- 식료품제조업 | 47
- 식용유지 | 200
- 식품 및 산동물 | 197, 264
- 신계약률 | 252
- 신문 | 178
- 신문·서적 및 문방구 | 173
- 신발 | 151, 172
- 신발 및 가방 | 148
- 신선과실 | 183
- 신선식품 | 166, 183
- 신선식품, 신선식품이외 | 166
- 신선식품에너지이외 | 167
- 신선식품이외 | 166
- 신선식품제외 | 183
- 신선어개 | 183
- 신선채소 | 183
- 신채생 | 307
- 신채생 및 기타 | 303
- 실내등유 | 306
- 설리론수지 | 117

실업률 | 3, 23, 24, 25  
 실업자 | 23, 24, 25  
 실용신안 | 142  
 실적 | 74  
 심신장애 | 33  
 싱가포르 | 18, 258, 261, 269  
 싱크대 | 175  
 쌀 | 174  
 쓰레기봉투료 | 180

## 【아】

아동·유아용품 | 151  
 아동복 | 177  
 아랍에미리트 | 269  
 아랍에미리트연합 | 258, 262  
 아르헨티나 | 259  
 아메리카 | 19  
 아산(5정점) | 296  
 아스팔트 | 113  
 아시아 | 18, 272  
 아연도강판 | 120  
 아연도철선 | 121  
 아이스크림 | 174  
 아일랜드 | 263  
 아파트 | 65, 66  
 아프리카 | 19, 272  
 안경 | 178  
 안동1 | 292, 293  
 안료 | 114  
 안산 | 284, 288, 289  
 안정제(교무·플라스틱용) | 119  
 알루미늄관 및 봉 | 122  
 알루미늄박 | 122  
 알루미늄선 | 123  
 알루미늄관 | 123  
 애완동물용품 | 179  
 애완용품 | 152  
 액화석유가스 | 304, 305  
 약속어음 | 244  
 양곡 | 135  
 양도성예금증서 | 227  
 양도성예금증서유통수익률(91일) | 242  
 양양 | 140  
 어류 및 수산 | 200  
 어음부도율(전국, 금액기준) | 9  
 어음종류별교환 및 부도 | 244  
 업무 | 19  
 업무용 | 306  
 어항 | 74  
 에너지 | 167, 196  
 에너지, 에너지이외 | 167  
 에너지생산 | 303  
 에너지순수입 | 303  
 에너지이외 | 167, 196  
 에어컨 | 176  
 에콰도르 | 262  
 에틸렌 | 113  
 에폭시수지 | 117

엔지니어링플라스틱수지 | 116  
 여수 | 140, 282, 283, 284, 290, 291  
 여수(5정점) | 296  
 여신품리예금 | 235  
 여신허문기관 | 241  
 여자 | 30, 43  
 여자인의 | 176  
 여자상의 | 176  
 여자의의 | 176  
 여자의의 | 176  
 여행 및 교통서비스 | 153  
 여행비 | 75  
 연금기금 | 241  
 연로 | 33  
 연료 | 168  
 연료, 동력 | 169, 171  
 연료 및 전력 | 103, 105  
 연료소매 | 145  
 연립다세대 | 65, 66  
 연면적(1,000㎡) | 132, 133  
 연월말 | 245  
 연월중 | 233  
 연탄 | 306  
 열차료 | 180  
 업체류 | 202  
 영국 | 18, 259, 261, 269  
 영농광열비 | 201  
 영농자재비 | 201  
 영문.kr | 141  
 영산강 | 292, 293  
 영상, 음향, 통신 | 309  
 영상음향기기 | 177  
 영영용 | 306  
 영화관람료 | 182  
 예금 | 228, 229, 233  
 예금은행 | 241  
 예금은행예금 | 9  
 예금취급기관 | 241, 273  
 예멘 | 263  
 예술, 스포츠 및 여가관련서비스 | 45, 51, 53, 155, 165  
 예치금 | 233  
 오락, 운동 | 148  
 오락 및 문화 | 172, 186, 187, 188, 189, 190, 191, 192, 193, 200  
 오락 및 문화서비스 | 172  
 오만 | 262  
 오세아니아 | 19  
 오스트리아 | 260, 262  
 옥천 | 292, 293  
 온라인콘텐츠이용료 | 182  
 외국증권 | 223, 224, 229  
 외국환은행대고객전신환매도율 | 271  
 외국환은행대고객전신환매입율 | 271  
 외래진료비 | 180  
 외래환자서비스 | 173  
 외식 | 185  
 외식비 | 75  
 외식제외 | 185

외화예치금 | 229  
 외환 | 270  
 요구불예금 | 227, 232, 234  
 요구불예금회전율 | 9  
 요업 | 309  
 용도별 | 133  
 용존산소량 | 296  
 우유 | 174  
 우유·치즈 및 계란 | 200  
 우즈베키스탄 | 260  
 우치 | 292, 293  
 우편서비스 | 172  
 운동복 | 177  
 운동용품 | 178  
 운동화 | 179  
 운반, 기타 | 126  
 운송서비스 | 164, 172  
 운송장비 | 102, 104, 164, 172, 195  
 운수·보관 | 131  
 운수 및 창고업 | 154, 240  
 운수업 | 45, 51, 53, 124, 205, 207, 209, 211, 213, 215, 216  
 운수창고·통신업 | 124  
 운용자산 | 251  
 운용자산이익률 | 252  
 운전자금 | 239  
 울릉도 | 279, 280, 281  
 울산 | 16, 67, 100, 137, 140, 146, 188, 237, 238, 243, 279, 280, 281, 284, 286, 287  
 울산(12정점) | 296  
 울진 | 282, 283  
 원(won)/kwh | 306  
 원(won)/mt | 306  
 원(won)/ton | 306  
 원(won)/ℓ | 306  
 원(won)/kg | 306  
 원(won)/㎡, 원(won)/MJ | 306  
 원/장(won/each) | 306  
 원계열실업률 | 30  
 원동기 | 125  
 원수손해율 | 252  
 원양 | 299  
 원유 | 305  
 원유 및 석유제품 | 304, 305  
 원인별 발생건수 | 295  
 원자력 | 303, 307  
 원자력원동기 | 125  
 원재료 | 168  
 원주 | 140, 288, 289  
 원주(명륜동) | 285  
 원피스 | 176  
 월세 | 179  
 위험물, 가스제조소등 | 295  
 유가증권 | 222, 226, 228  
 유가증권시장기업공개 | 246  
 유가증권시장유상증자 | 246  
 유럽 | 18, 272  
 유로 | 269  
 유류 | 135

유리 및 유리제품 | 162  
 유리제품 | 162  
 유선전화료 | 181  
 유아복 | 177  
 유아용학습교재 | 177  
 유연탄 | 135, 304  
 유치원납입금 | 181  
 유치원 및 초등교육 | 173  
 유학연수 | 19  
 육류 | 200  
 육아 | 32  
 윤활유 | 112  
 은행간직거래 | 242  
 은행권 | 231  
 은행금융기관지준예금 | 228  
 음·식료품 | 152  
 음·식료품 및 담배 | 145  
 음료 | 83, 87, 89, 93, 94, 98, 106, 108  
 음료 및 담배 | 197, 264  
 음료제조업 | 47  
 음료품 | 160  
 음식료 및 음료 | 78  
 음식료품 | 124, 131, 145, 148, 159, 160, 194  
 음식 및 숙박 | 173, 186, 187, 188, 189, 190, 191, 192, 193, 200  
 음식서비스 | 153, 173  
 음식점 및 숙박서비스 | 164  
 음식점 및 주점업 | 147  
 음식점포합소매판매액지수 | 147  
 음악학원비 | 182  
 음향·영상·사진 및 정보처리장비 | 172  
 의료, 보건업 및 사회복지서비스업 | 205, 206, 208, 210, 212, 214, 217  
 의료, 정밀, 광학기기 및 시계 | 48, 85, 87, 91, 93, 97, 99, 107, 109  
 의료·정밀측정제어기기 | 126  
 의료보건비 | 75  
 의료용 물질 및 의약품 | 48, 84, 86, 90, 92, 254  
 의료용품 및 장비 | 173  
 의료정밀 | 125  
 의류 | 172  
 의류 및 신발 | 172, 186, 187, 188, 189, 190, 191, 192, 193, 201  
 의류비 | 75  
 의복 | 148, 150  
 의복, 의복액세서리 및 모피제조업 | 4  
 의복, 의복액세서리 및 모피제품 | 83, 87, 89, 93, 95, 99  
 의암택 | 292, 293  
 의약품 | 148, 161, 178, 184  
 이란 | 260, 261  
 이스라엘 | 260, 263  
 이자보상비용 | 76, 77  
 이진소득 | 57, 58, 59, 60  
 이진소득수지 | 266  
 이집트 | 19, 260, 263  
 이탈리아 | 18, 259, 261  
 이혼건수 | 13

인구 | 3  
 인도 | 18, 258, 263  
 인도네시아 | 18, 258, 261, 269  
 인력사정 | 74  
 인명피해(명) | 294  
 인쇄 및 기록매체 | 78  
 인쇄 및 기록매체복제업 | 47, 83, 87, 89, 93  
 인쇄잉크 | 118  
 인천 | 16, 67, 100, 137, 140, 146, 187, 237, 238, 243, 279, 280, 281, 284, 286, 287  
 인천(23경점) | 296  
 인천(구월동) | 285  
 인터넷이용료 | 181  
 일반목적용기계 | 163  
 일반산업용기계 | 126  
 일반용 | 306  
 일반정부 | 273  
 일반해면 | 299  
 일본 | 18, 258, 261, 269  
 일상생활용품 및 가사서비스 | 173  
 일시휴직자 | 42  
 일용근로자 | 40, 41  
 일평균 | 249  
 임금근로자 | 40, 41  
 임금총액 | 44, 45, 46, 47, 48, 49  
 임산물 | 159  
 임시근로자 | 40, 41  
 임야 | 69, 295  
 임차료 | 201  
 입시학원 | 32  
 입원진료비 | 180

## 【자】

자가용 | 136, 137, 138, 139  
 자가주거비포함지수 | 183  
 자갈 | 110  
 자금사정 | 74  
 자기알수표 | 244  
 자기자본비용 | 76, 77  
 자동차 | 125, 164  
 자동차·철도차량 | 295  
 자동차 및 부품판매업 | 145  
 자동차 및 운송장비 | 78  
 자동차 및 트레일러 | 49, 85, 87, 91, 93, 97, 99, 107, 109  
 자동차보험료 | 182  
 자동차부품판매 | 145  
 자동차수리비 | 181  
 자동차용LPG | 178  
 자동차용내연기관 | 122  
 자동차용엔진 및 자동차제조업 | 122  
 자동차용품 | 152  
 자동차제조 | 309  
 자동차판매 | 145  
 자본계정 | 223, 225, 227  
 자본금 | 229  
 자본수입 | 221  
 자본수지 | 10, 267  
 자본재 | 102, 104, 170  
 자본지출 | 221  
 자산 | 222, 223, 224, 226  
 자산구입비 | 199  
 자산또는부채·자본합계 | 223, 225, 227  
 자산합계 | 229  
 자연적요인 | 295  
 자영업자 | 40, 41  
 자일렌 | 113  
 자재별 | 132  
 자체소비 | 305  
 자체소비 및 손실 | 305  
 잔액 | 248  
 장기증권 | 274  
 장난감 | 178  
 장래비 | 182  
 장롱 | 175  
 장소별 발생건수 | 295  
 장수 | 244  
 장신구 | 177  
 장치·기계조작 및 조립종사자 | 35, 37  
 재고 | 81, 110, 111, 112, 113, 114, 115, 116, 117, 118, 119, 120, 121, 122, 123, 127, 304, 305  
 재고증감 및 귀중품순취득 | 218  
 재료별제조제품 | 197, 265  
 재료비 | 199, 200  
 재산소득 | 57, 58, 59, 60  
 재산피해액 | 294  
 재정 | 8  
 재정자금 | 239  
 저압(전등) | 306  
 저축성예금 | 9, 234  
 저축예금 | 236  
 전 | 68  
 전·월세포함생활물가지수 | 183  
 전국 | 65, 66, 67, 100, 146, 237, 238, 243  
 전국가구의 가구당 월평균 가계수지 | 4  
 전기, 가스, 증기 및 공기조절공급업 | 240  
 전기, 가스, 증기 및 수도사업 | 44, 50, 52  
 전기, 가스 및 공기조절공급업 | 78  
 전기, 가스 및 수도사업 | 205, 206, 208, 210, 212, 214, 217  
 전기, 전자 및 정밀기기 | 78  
 전기·가스 및 기타연료 | 173  
 전기·수도·가스 | 179, 184  
 전기기계 | 126  
 전기료 | 179  
 전기발설 | 176  
 전기업 | 123, 124  
 전기업 및 가스업 | 82, 85, 86, 88, 91, 92  
 전기장비 | 85, 87, 91, 93, 97, 99, 107, 109, 125, 163, 195  
 전기장비제조업 | 48  
 전기적요인 | 295  
 전담 | 17, 67, 101, 139, 146, 192, 237, 238, 243  
 전력 | 165, 306  
 전력, 가스, 수도 및 폐기물 | 164, 165

- 전력, 가스 및 증기 | 165  
 전력용 | 102, 104  
 전방 | 74  
 전문, 과학 및 기술서비스업 | 44, 50, 52, 155, 165  
 전문가 및 관련종사자 | 34, 36  
 전문대학납입금 | 181  
 전문소매점 | 149  
 전복 | 17, 67, 101, 138, 146, 191, 237, 238, 243  
 전산업 | 44, 76  
 전산업(10인이상) | 3  
 전세 | 179  
 전월비 | 4, 5, 73  
 전입 | 14, 15  
 전자 및 영상음향통신 | 125  
 전자부품, 컴퓨터, 영상, 음향 및 통신장비 | 49, 84, 86, 90, 92, 96, 98, 107, 109  
 전자표시장치 | 162  
 전주 | 279, 280, 281  
 전체 | 30, 61, 242  
 진출 | 14, 15  
 전화 및 팩스서비스 | 172  
 전화 및 팩스장비 | 172  
 점퍼 | 176  
 정규교육기관 | 32  
 정기예금 | 236  
 정기예적금 | 232  
 정기적금 | 236  
 정밀기기 | 163  
 정보통신 및 방송서비스 | 164  
 정보통신업 | 154, 205, 206, 209, 210, 213, 214, 216  
 정보통신장비 | 145  
 정부 | 124, 131  
 정부소비 | 218  
 정부예금 | 222, 224  
 정화조청소료 | 180  
 췌소 | 298  
 제1차급속제품 | 162, 195  
 제조설비용 | 102, 104  
 제조업 | 5, 8, 38, 39, 44, 46, 47, 48, 50, 52, 74, 77, 78, 81, 82, 83, 84, 86, 87, 88, 89, 90, 92, 93, 94, 95, 96, 98, 99, 106, 108, 124, 125, 131, 205, 206, 208, 210, 212, 214, 217, 240, 308  
 제조업가동률지수(원지수) | 6  
 제조업생산능력지수 | 6  
 제조업용 | 103, 105  
 제조용 | 168, 169, 171  
 제조용재료 | 171  
 제주 | 17, 67, 101, 139, 140, 146, 193, 237, 238, 243, 279, 280, 281, 290, 291  
 제주(3정점) | 296  
 제주(고산리) | 285  
 제트유 | 111  
 조경 | 134  
 조기 | 175  
 조미채소류 | 202  
 조적조 | 132  
 조계약 | 178  
 종이기저귀 | 178  
 종자종료 | 200  
 종합 | 65, 66  
 종합소매 | 145  
 주거시설유지·보수 | 172  
 주거용 | 133  
 주류 | 172  
 주류 및 담배 | 172, 186, 187, 188, 189, 190, 191, 192, 193, 201  
 주방용품 및 가정용품 | 173  
 주스 | 175  
 주식 | 245, 246, 247  
 주식계 | 247  
 주철관 | 120  
 주택 | 134  
 주택·수도·전기 및 연료 | 172, 186, 187, 188, 189, 190, 191, 192, 193, 201  
 주택부금 | 236  
 주택수선재료 | 179  
 주택임차료 | 172  
 주화 | 231  
 준내구재 | 148  
 준비자산 | 267, 275  
 중간재 | 103, 105, 169  
 중개거래 | 242  
 중국 | 18, 258, 261  
 중남미 | 272  
 중동 | 18, 272  
 중등교육 | 173  
 중앙은행 | 273  
 중앙은행부문 | 226  
 중앙은행에대한부채 | 227  
 중앙정부부문(순) | 222, 224, 226  
 중앙정부신용감소(-) | 222, 224, 226  
 중앙정부신용증가(+) | 222, 224, 226  
 중앙정부예금 | 228  
 증유 | 110, 304, 305  
 증줄이하 | 43  
 중질증유 | 306  
 중학교학습서 | 177  
 중학생학원비 | 182  
 중형승용차 | 176  
 중화학공업 | 81  
 즉석식품 | 174  
 증감 | 141  
 증감률 | 50, 51, 52, 53, 250, 251  
 증권거래 | 245  
 증권투자 | 267, 274  
 지금은 | 229  
 지급 | 266  
 지급보험금 | 250  
 지급준비액(A) | 233  
 지방권 | 67  
 지방자치단체 | 124, 131  
 지방정부 및 사회보장기구 | 222, 226  
 지분증권 | 274  
 지수 | 50, 51, 52, 53  
 지역.kr | 141  
 지역난방 | 305  
 지역난방비 | 179  
 지준예치금 | 225  
 지출 | 8  
 지출 및 순유자 | 221  
 직접투자 | 267, 274  
 진학준비 | 33  
 질소 | 115  
 집세 | 179, 185  
 찜질방이용료 | 182  
 【차】  
 차량연료 | 148  
 차입 | 275  
 차입금대대출액비율 | 76, 77  
 차입금등 | 223, 227  
 차입금의존도 | 76, 77  
 차입금평균이자율 | 76, 77  
 창원 | 290, 291  
 창원(명서동) | 285  
 채권 | 245  
 채권수익률 | 242  
 채산성 | 74  
 채소 | 198, 202  
 채소 및 해조 | 200  
 책임준비금 | 251  
 천안 | 288, 289  
 천연가스 | 303, 305, 306  
 천일염 | 110  
 천혜양식 | 299  
 철강 | 135  
 철강1차제품 | 163  
 철강선 | 119  
 철광석 | 135  
 철구조물 | 126  
 철근 | 119  
 철근 및 철골조 | 132  
 철도·항공 | 126  
 철도궤도 | 134  
 청과물 | 198, 202  
 청바지 | 177  
 청원-1 | 292, 293  
 청주 | 140, 282, 283, 288, 289  
 초과지급준비액 | 233  
 초등학교학습서 | 177  
 초등학교학원비 | 182  
 총계 | 18, 19, 135, 136, 270  
 총고정자본형성 | 218  
 총대출금 | 239  
 총부가가치(기초가격) | 205, 207, 209, 211, 213, 215, 216  
 총액 | 131, 134, 231, 235, 236, 240, 258, 261, 264  
 총예금 | 234  
 총이동 | 14, 15  
 총자산 | 250  
 총자산세전순이익률 | 76, 77

총자산증가율 | 76, 77  
 총저축(B) | 218  
 총저축률 | 218  
 총지수 | 82, 86, 88, 92, 94, 98, 148, 149, 154, 159, 166, 168, 172, 183, 184, 194, 196, 198, 199, 200, 202  
 총지수(승용차제외) | 148  
 최고 | 230  
 최대전력 | 307  
 최저 | 230  
 최종재 | 170  
 추풍령 | 279, 280, 281  
 축산물 | 159, 174, 175, 184, 198, 202  
 춘천 | 282, 283  
 출생아수 | 3, 13  
 출원 | 142  
 출자증권발행 | 229  
 출판, 영상, 방송통신 및 정보서비스업 | 44, 50, 52  
 출판물 | 177, 178, 185  
 출하 | 81, 110, 111, 112, 113, 114, 115, 116, 117, 118, 119, 120, 121, 122, 123, 127  
 충남 | 17, 67, 101, 138, 146, 190, 237, 238, 243  
 충북 | 17, 67, 101, 138, 146, 191, 237, 238, 243  
 충주댐 | 292, 293  
 취사용LPG | 178  
 취업기회전망 | 75  
 취업을 위한 학원·기관 | 32  
 취업자 | 3, 23, 24, 25  
 취업준비 | 33  
 치과보철료 | 181  
 치과진료비 | 180  
 자산, 치수 | 134  
 치약 | 118  
 칠레 | 259, 262  
 침구 | 177  
 침대 | 175  
 침엽수표백크라프트펄프 | 297

## 【카】

카타르 | 262  
 칼라강관 | 121  
 캐나다 | 19, 259, 261, 269  
 커피 | 174  
 커피·차 및 코코아 | 201  
 컴퓨터 | 177  
 컴퓨터, 전자 및 광학기기 | 162, 163, 195  
 컴퓨터 및 주변기기 | 150, 162  
 컴퓨터소모품 | 178  
 케이크 | 175  
 코스닥시장기업공개 | 246  
 코스닥시장유상증자 | 247  
 코스닥지수 | 245  
 코스피지수 | 245  
 코스피지수(연월중평균) | 9  
 코크스, 연탄 및 석유정제 | 106, 108

코크스, 연탄 및 석유정제품 | 48, 84, 86, 90, 92, 95, 99  
 콘택트렌즈 | 178  
 콜롬비아 | 260  
 쿠웨이트 | 262, 269  
 키친타월 | 178  
 키프로스 | 260

## 【타】

타이어보강철선 | 121  
 탄산음료 | 175  
 태국 | 18, 259, 263, 269  
 택시료 | 181  
 터키 | 260, 263  
 테레프탈산 | 114  
 도목 | 134  
 토사석광업 | 110  
 토지조성 | 134  
 툴루엔 | 112  
 통신 | 172, 186, 187, 188, 189, 190, 191, 192, 193, 200  
 통신, 방송 및 영상, 음향기기 | 162  
 통신기계 | 126  
 통신기기 및 컴퓨터 | 148  
 통신방송용 | 102, 104  
 통영 | 282, 283  
 통학 | 32  
 통합재정수지 | 8, 221  
 통합조정(순) | 223, 225, 227  
 통화안정계정 | 228  
 통화안정증권 | 242, 248  
 통화안정증권발행 | 228  
 투자금액 | 272  
 특별인출권 | 270  
 특수목적용기계 | 163  
 특수산업용기계 | 125, 126  
 특용작물 | 202  
 특허 | 142  
 티셔츠 | 176

## 【파】

파나마 | 259, 263  
 파라자일렌 | 113  
 파생금융상품 | 274, 275  
 파생금융상품(순자산) | 267  
 파키스탄 | 259, 263  
 파푸아뉴기니 | 262  
 판매신용 | 241  
 판매종사자 | 35, 37  
 팔당댐 | 292, 293  
 패션용품 및 액세서리 | 151  
 펄프 | 297  
 펄프, 종이 | 309  
 펄프, 종이 및 종이제품 | 47, 83, 87, 89, 93, 95, 99, 106, 108  
 펄프 및 종이제품 | 160  
 펄프종이제품 | 124

펄프 및 압축기 | 126  
 편의점 | 149  
 평균 | 230, 245, 306  
 평균가동률 | 6  
 평균부하율 | 307  
 평균이용률 | 307  
 평균전력 | 307  
 폐골판지 | 297  
 폐기물처리 및 자원재활용서비스 | 164  
 폐수처리 | 165  
 폐신문지 | 297  
 폐지 | 297  
 포도 | 174  
 포르투갈 | 260  
 포항 | 140, 282, 283, 284, 290, 291  
 폴란드 | 18, 260  
 폴리스티렌 | 116  
 폴리아미드섬유 | 119  
 폴리에스터섬유 | 118  
 폴리에틸렌 | 115  
 폴리우레탄 | 116  
 폴리프로필렌 | 116  
 품목성질별 소비자물가지수 | 7  
 프랑스 | 18, 258, 261  
 프로판 | 306  
 프로판가스 | 112  
 프로필렌 | 113  
 플라스틱제품 | 161  
 핀란드 | 262  
 필리핀 | 18, 258, 262  
 필요지급준비액 | 233  
 필지수 | 68, 69

## 【하】

하수, 폐기물처리, 원료재생 및 환경복원업 | 44, 51, 53  
 하수도료 | 180  
 학교급식비 | 180  
 한·육우 | 298  
 한강 | 292, 293  
 한국은행 | 221  
 한글.kr | 141  
 한방약 | 178  
 한방진료비 | 180  
 합계 | 68, 78, 140, 150, 247, 249, 250, 251, 253, 299, 308  
 합금철 | 118  
 합산비용(A+B) | 252  
 합성고무 | 115  
 합성고무 및 플라스틱물질제조업 | 115, 116, 117  
 합성수지 및 합성고무 | 160  
 향만, 공향 | 134  
 해외단체여행비 | 182  
 핸드백 | 179  
 햄 및 베이컨 | 174  
 행정수수료 | 180  
 향후경기전망 | 75

- 헬스클럽이용료 | 181
- 현금 | 228, 233
- 현금 및 예금 | 275
- 현금통화 | 225, 232
- 현재경기판단 | 75
- 현재생활형편 | 75
- 협의통화(M1) | 9
- 협회 및 단체, 수리 및 기타개인서비스업 | 45, 51, 53, 155
- 형강 | 119
- 호주 | 19, 259, 261, 269
- 혼인건수 | 13
- 홍삼 | 175
- 홍콩 | 18, 258, 263
- 홍콩달러화 | 269
- 홍콩위안화 | 269
- 화력원동기 | 125
- 화물·특수목적차량 | 126
- 화장지 | 179
- 화장품 | 148, 151, 179, 184
- 화폐발행잔액 | 9, 228
- 화학물 및 관련제품 | 197, 265
- 화학물질 및 화학제품 | 106, 108
- 화학물질 및 화학제품:의약품제외 | 48, 84, 86, 90, 92, 96, 98
- 화학섬유 | 161
- 화학섬유제조업 | 118, 119
- 화학적산소요구량 | 296
- 화학적요인 | 295
- 화학제품 | 125, 160, 161, 195
- 화훼 | 202
- 활엽수표백크라프트펄프 | 297
- 회사채 | 247, 248
- 회사채(3년물) | 242
- 회전전기장치 | 125
- 효력상실·해약물 | 252
- 후행종합지수 | 4, 73
- 휘발유 | 111, 178, 304, 305, 306
- 휴대용멀티미디어기기 | 177
- 휴대전화가 | 177
- 휴대전화가수리비 | 181
- 휴대전화료 | 181
- 【기타】
- .kr도메인수 | 141
- .한국도메인 | 141
- 1,000배럴 | 305
- 1,000원권 | 231
- 1,000킬로리터 | 304, 305
- 1,000톤 | 304, 305
- 10,000원권 | 231
- 100만㎡ | 305
- 100만불 | 305
- 10년물 | 242
- 10분위 | 61
- 15세이상인구 | 23, 24, 25
- 1년물 | 242
- 1분위 | 61
- 1인당GNI(당해년) | 8
- 1인당평균소비액 | 156
- 1일물 | 242
- 1일평균교환 | 244
- 1장당평균금액(천원) | 244
- 1차금속 | 49, 84, 86, 90, 92, 96, 98, 107, 109, 125, 131, 309
- 1차비철금속제조업 | 121, 122, 123
- 1차에너지공급 | 303
- 1차철강제조업 | 118, 119, 120, 121
- 2년물 | 242
- 2년미만금융채 | 227
- 2년미만금전신탁 | 227
- 2년미만정기예적금 | 227
- 2분위 | 61
- 36시간이상 | 42
- 3년물 | 242
- 3분위 | 61
- 4분위 | 61
- 5,000원권 | 231
- 50,000원권 | 231
- 500원권이하 | 231
- 54시간이상 | 42
- 5년물 | 242
- 5분위 | 61
- 60세이상 | 26, 27, 28, 29, 31
- 6대광역시 | 65, 66
- 6분위 | 61
- 7분위 | 61
- 8분위 | 61
- 91일물 | 242
- 9분위 | 61
- AA-등급 | 242
- ABS수지 | 116
- AS번호 | 141
- BBB-등급 | 242
- CP유통수익률(91일) | 242
- ConsolidatedCentralGovernmentBalance | 8
- IMF특별인출권배분 | 229
- IMF특별인출권보유 | 229
- IP주소(IPv4) | 141
- ISP(관리대행자) | 141
- IT | 167, 196
- IT, IT이외 | 167
- IT이외 | 167, 196
- M2(광의통화) | 232
- M2제외예수금 | 223, 225, 227
- M2제외유가증권 | 223, 225, 227
- M2포함예수금 | 227
- M2포함유가증권 | 225, 227
- MMF | 227, 232
- PC강선 | 120
- PPG(폴리프로필렌글리콜) | 114
- RP매도 | 228
- RP매입 | 229
- SDRs | 275
- TV | 177
- co.kr | 141
- e쿠폰서비스 | 153
- go.kr | 141
- mil.kr | 141
- ne.kr | 141
- or.kr | 141
- pe.kr | 141
- re.kr | 141



## INDEXES

**[A]**

AED | 269  
 AS number | 141  
 AUD | 269  
 Accessories | 177  
 Accommodation services | 173  
 Accommodation & food service activities | 154  
 Accommodation & food services | 164  
 Accommodation and food services | 45, 50, 51, 52, 53  
 Acrylonitrile butadiene styrene resin | 116  
 Actual rentals for housing | 172  
 Adjacent waters | 299  
 Administration service fee | 180  
 Africa | 19, 272  
 Age of household head (age) | 57, 58, 59, 60  
 Agencies | 125  
 Agri., forest & marine products | 7  
 Agri., forestry & fishery | 308  
 Agriculture, forestry & fishing | 8  
 Agricultural & marine products | 184  
 Agricultural chemicals | 201  
 Agricultural foods | 159  
 Agricultural goods | 201  
 Agricultural lighting and heating expenditure | 201  
 Agricultural material | 201  
 Agricultural pesticides | 117  
 Agricultural products | 174, 184  
 Agricultural products & oils | 183  
 Agricultural raw materials & live animals & plants | 145  
 Agricultural, forestry & marine products | 159, 194  
 Agriculture | 102, 104  
 Agriculture & fisheries | 134  
 Agriculture, forestry & fishery | 124, 125  
 Agriculture, forestry & fishing | 38, 39, 205, 206, 208, 210, 212, 214, 216, 240  
 Agriculture, forestry, fishery and mining | 78  
 Agriculture, livestock & fishery products | 152  
 Air conditioner | 176  
 Airtight container | 179  
 Alcoholic beverages | 172  
 Alcoholic beverages & tobacco | 172, 186, 187, 188, 189, 190, 191, 192, 193, 201

All cities | 67  
 All commodities | 194, 198, 199, 200, 202  
 All counties | 67  
 All groups | 82, 86, 88, 92, 94, 98  
 All industries | 44  
 All industries (10 employees and more) | 3  
 All items | 159, 166, 168, 183, 184, 196  
 All transactions | 242  
 All-industry | 76  
 Aluminium foil | 122  
 Aluminium plates | 123  
 Aluminium tubes and hollow bar | 122  
 Aluminium wire | 123  
 America | 19  
 Amount | 246, 247  
 Amusement park fee | 182  
 Andong 1 | 292, 293  
 Animal & vegetable oils, fats and waxes | 197  
 Animal and vegetable oils, fats and waxes | 265  
 Animals in heads | 298  
 Ansan | 284, 288, 289  
 Anthracite | 303, 304, 306  
 Apartments | 65, 66  
 Apple | 174  
 Applications | 142  
 Apt. management expense | 180  
 Area | 68, 69  
 Argentina | 259  
 Arson | 295  
 Arson suspicion | 295  
 Arts, sports and recreation related services | 45, 51, 53, 155, 165  
 Asan | 296  
 Asia | 18, 272  
 Asphalt | 113  
 Assets | 222, 223, 224, 226, 274  
 Athletic shoes | 179  
 Attending school | 32  
 Audio-visual Device | 177  
 Audio-visual, photographic & information processing equipment | 172  
 Australia | 19, 259, 261  
 Austria | 260, 262  
 Automobile insurance | 182  
 Automotive fuel | 148  
 Average | 61, 230, 245, 306  
 Average expenditure per capita | 156

Average load | 307  
 Average load factor | 307  
 Average monthly income and expenditure (nationwide, 2 person and over) | 4  
 Average operation ratio | 6  
 Average plant factor | 307  
 Average value per bill (1,000won) | 244

**[B]**

BHD | 269  
 Baby's clothing | 177  
 Bag | 179  
 Bahrain | 263  
 Balance | 156, 248  
 Balance of payments | 10  
 Bangladesh | 259  
 Bank notes | 231  
 Bank notes & coin in circulation | 9, 228  
 Bank of Korea | 221  
 Barley | 202  
 Basic chemicals | 160  
 Basic metal | 125, 131, 309  
 Basic metal products | 49, 84, 86, 90, 92, 96, 98, 107, 109, 162, 162, 163, 195  
 Basic rate | 271  
 Basic steel products | 163  
 Bean curd | 175  
 Beauty care charge | 182  
 Beauty parlor charge | 182  
 Bed | 175  
 Bedding | 177  
 Beef (domestic) | 174  
 Beef (imported) | 174  
 Beer | 175  
 Beer (eating out) | 180  
 Belgium | 259, 262  
 Beneficial certificates | 232  
 Beneficiary certificates | 227  
 Benzene | 112  
 Beverages | 47, 83, 87, 89, 93, 94, 98, 106, 108, 160  
 Beverages & tobacco | 197, 264  
 Biscuit | 174  
 Bituminous | 304  
 Bituminous coal | 135  
 Blue jeans | 177  
 Boiler | 176  
 Bond yields | 242

- Bonds | 245
- Books | 150, 178
- Books & stationery | 148
- Books , newspapers & stationery | 173
- Brazil | 259, 262
- Bread and cereals | 200
- Brent oil | 297
- Briquette | 306
- Broad money | 223, 232
- Broad money (M2) | 9
- Broadcast communication | 102, 104
- Broadcasting reception fee | 181
- Bucheon | 288, 289
- Building | 134
- Building site | 68, 69
- Bunker-C | 306
- Busan | 16, 67, 100, 136, 146, 187, 237, 238, 243, 279, 280, 281, 284, 285, 286, 287, 296
- Business | 19, 57, 58, 59, 60, 306
- Business activities | 205, 206, 208, 210, 212, 214, 217
- Business condition | 4, 74
- Business facilities management & business support services; rental & leasing activities | 155
- Business facilities management and business support services | 44, 50, 51, 52, 53
- Business in force at the end of the month ( Life insurance ) | 251
- Business support services | 165
- Butadiene | 112
- Butane | 306
- Butane gas | 112
- Buyeo 1 | 292, 293
- By SITC | 197
- By building material | 132
- By consumers | 124, 125
- By products | 126
- By products | 125
- By use | 133
  
- [C]**
  
- CAD | 269
- CDs, RPs, Cover bills | 232
- CHF | 269
- CNH | 269
- COD | 296
- CPI by commodities and services | 7
- Cake | 175
- Call rates | 242
- Camera | 177
- Canada | 19, 259, 261
- Capacity | 307
- Capital account | 10, 267
- Capital equipment | 170
- Capital expenditure | 221
- Capital goods | 102, 104
- Capital revenue | 221
  
- Car repair cost | 181
- Carbon steel wires for cold heading and cold forging | 120
- Careless-ness | 295
- Caring for child | 32
- Cases of fires | 294
- Cases of fires by cause | 295
- Cases of fires by place | 295
- Cash | 233
- Cash & checks | 228
- Cashier's checks | 244
- Cast iron pipe | 120
- Cast metal products | 163
- Casualties(person) | 294
- Catering services | 173
- Cement | 135
- Central bank | 273
- Central government | 131
- Ceramic industry | 309
- Cereal | 135
- Certificates of deposits | 227
- Change | 141
- Change over the same month of last year | 147
- Change rate | 50, 51, 52, 53, 250, 251
- Changes in inventories & acquisitions less disposals of valuables | 218
- Changwon | 285, 290, 291
- Checking | 235
- Chemical fibers | 161
- Chemical products | 131, 160, 161, 162, 195
- Chemicals | 125
- Chemicals & chemical products; except pharmaceuticals, medicinal chemicals | 84, 86, 90, 92, 96, 98
- Chemicals & related products, n.e.c. | 197
- Chemicals and chemical products (except pharmaceuticals, medicinal chemicals) | 106, 108
- Chemicals and chemical products except pharmaceuticals, medicinal chemicals | 48
- Chemicals and related products, n.e.s. | 265
- Chemistry | 295
- Cheonan | 288, 289
- Cheongju | 140, 282, 283, 288, 289
- Cheongwon-1 | 292, 293
- Chicken | 175
- Chickens | 298
- Children's clothing | 177
- Chile | 259, 262
- China | 18, 258, 261
- Chinese cabbage | 174
- Chuncheon | 282, 283
- Chungbuk | 17, 67, 101, 138, 146, 191, 237, 238, 243
- Chungju Dam | 292, 293
- Chungnam | 17, 67, 101, 138, 146, 190, 237, 238, 243
- Chupungnyeong | 279
  
- Chupungnyeong | 280, 281
- Cigarette | 160
- Cigarettes | 179
- City gas | 305, 306
- Civil engineering | 134
- Claims on central bank | 226
- Claims on central gov't | 224, 226
- Claims on central government | 222
- Claims on households | 223, 226
- Claims on local gov't & social security org. | 226
- Claims on local government & social security org. | 222
- Claims on nonfin. corp. sector | 224, 226
- Claims on nonfinancial corporations | 222
- Claims on other depository corporations | 224
- Claims on other financial corp. | 226
- Claims on other financial corporations | 222, 224
- Claims paid | 250
- Cleared | 244
- Cleared and dishonored value by type | 244
- Clerks | 34, 36
- Closing | 245
- Clothing | 75, 148, 150, 172
- Clothing & footwear | 172, 186, 187, 188, 189, 190, 191, 192, 193, 201
- Coal | 303, 306
- Coal products & petroleum products | 160, 194
- Coal, crude petroleum and natural gas | 46, 82, 86, 88, 92, 159
- Coffee, tea and cocoa | 201
- Coincident index | 4
- Coins | 231
- Coke, fuel briquettes & refined petro. | 48
- Coke, hard-coal and lignite fuel briquettes and Refined Petroleum Products | 84, 86, 90, 92, 95, 99, 106, 108
- College, university and over | 43
- Colombia | 260
- Color steel sheet | 121
- Combined loss ratio | 252
- Commercial | 133, 306
- Commercial & specialized banks | 241
- Commodities | 7, 184, 185
- Commodities & transactions not classified | 197
- Commodities and transactions not classified elsewhere in the SKTC | 265
- Communication equipment | 126
- Communication | 172, 186, 187, 188, 189, 190, 191, 192, 193, 200
- Communication & broadcasting equipment, video & audio apparatus | 162
- Company savings | 236
- Complex | 307
- Composite coincident index | 73
- Composite fertilizer | 115

- Composite index of business indicators | 4
  - Composite lagging index | 73
  - Composite leading index | 73
  - Computer | 177
  - Computer supplies | 178
  - Computers & computer-related appliances | 150
  - Computers & peripherals | 162
  - Computers, electronic & optical equipment | 162, 163, 195
  - Concrete reinforcing bar | 119
  - Condiment vegetables | 202
  - Consolidated Central Government Balance | 8, 221
  - Consolidation adjustment, net | 223, 225, 227
  - Construct | 295
  - Construction | 3, 6, 38, 39, 45, 50, 51, 52, 53, 102, 103, 104, 105, 124, 131, 205, 207, 209, 211, 213, 215, 217, 240
  - Construction & mining | 125
  - Construction business | 78
  - Construction materials, hardware & heating & air conditioning equipment | 145
  - Consumers' goods | 103, 105
  - Consumption | 304, 305
  - Consumption goods | 170
  - Contact lens | 178
  - Convenience stores | 149
  - Conveying elevators & others | 126
  - Copper bars | 121
  - Copper tube | 122
  - Copper wire bar | 121
  - Corporate bond total | 247
  - Corporate bonds | 248
  - Corporate bonds (3years) | 242
  - Corporations | 234
  - Cosmetics | 148, 151, 179, 184
  - Craft and related trades workers | 35, 37
  - Credit | 266
  - Credit control | 235
  - Credit to households | 241
  - Crew | 19
  - Crude fuels | 168
  - Crude materials, inedible (except fuels) | 264
  - Crude oil | 305
  - Crude oil and petroleum products | 304, 305
  - Cultural and other services | 205, 207, 208, 211, 212, 215, 217
  - Cultural lesson fee | 182
  - Cultural, educational and social | 133
  - Cultural, entertainment & recreation goods | 145
  - Culture & leisure services | 153
  - Currency and deposits | 275
  - Currency in ODCs | 225
  - Currency in circulation | 225, 232
  - Current account | 8, 10, 266
  - Current account checks | 244
  - Current expenditure | 221
  - Current revenue | 221
  - Cycle of coincident composite index | 4
  - Cyclical component of coincident index | 73
  - Cyclical component of leading index | 73
  - Cyprus | 260
- [D]**
- DKK | 269
  - DO | 296
  - Daechong Dam | 292, 293
  - Daegu | 16, 67, 100, 136, 140, 146, 186, 237, 238, 243, 279, 280, 281, 284, 285, 286, 287
  - Daejeon | 16, 67, 100, 137, 146, 189, 237, 238, 243, 282, 283, 284, 285, 286, 287
  - Daily average | 249
  - Daily average clearings | 244
  - Daily workers | 40, 41
  - Dairy cattle | 298
  - Dams | 134
  - Damyang | 292, 293
  - Dangerous articles | 295
  - Days worked | 44, 45, 46, 47, 48, 49
  - Death | 294
  - Deaths | 3, 13
  - Debentures below 2Y | 227
  - Debit | 266
  - Debt ratio | 76, 77
  - Debt securities | 274
  - Demand deposits | 227, 232, 234
  - Denmark | 258, 262
  - Dental prosthesis fee | 181
  - Dental treatment fee | 180
  - Dentifrice | 118
  - Department stores | 149
  - Deposit money rent | 179
  - Deposit-taking corporations, except the central bank | 273
  - Depository corporations | 241
  - Deposits | 228, 233
  - Deposits at BOK | 233
  - Deposits at CBs & SBs | 9
  - Deposits excluded from M2 | 223, 225, 227
  - Deposits included in M2 | 227
  - Deposits of NFC | 228
  - Designs | 142
  - Detached house | 65, 66
  - Diesel | 178
  - Digital door lock | 178
  - Direct inter-bank transactions | 242
  - Direct investment | 267, 274
  - Direct loss ratio | 252
  - Disabled | 33
  - Dishonored | 244
  - Dishonored ratio | 244
  - Distant waters | 299
  - Distillate fuel oil | 110
  - Distribution of household (%) | 60
  - Distribution of households (%) | 59
  - District heating | 305
  - Divorces | 13
  - Domestic | 124, 127, 168, 169, 170, 171, 221
  - Domestic assets | 228
  - Domestic claims | 222, 223, 224, 226
  - Domestic economic situation | 75
  - Domestic liabilities | 228
  - Dry paddy-field | 68
  - Dubai oil | 297
  - Due from banks abroad | 229
  - Durable consumers' goods | 103, 105
  - Durable consumption goods | 170
  - Durable goods | 75, 148, 175, 176, 177, 185
  - During | 233
  - Duty-free shops | 149
  - Dwellings | 134
- [E]**
- E-coupon services | 153
  - EUR | 269
  - Earned incurred loss ratio | 252
  - Earnings | 44, 45, 46, 47, 48, 49, 57, 58, 59, 60
  - Eastern coast of Gyeongsang | 296
  - Eating out | 75, 185
  - Economically active population | 3, 23, 24, 25
  - Economically inactive population | 23, 24, 25
  - Ecuador | 262
  - Education | 45, 51, 53, 75, 141, 155, 165, 173, 186, 187, 188, 189, 190, 191, 192, 193, 200, 205, 206, 208, 210, 212, 214, 217
  - Egg | 175
  - Egypt | 19, 260, 263
  - Electric power | 124, 165
  - Electric power, gas & steam | 165
  - Electric power, gas, water & waste | 164, 165
  - Electric rice-cooker | 176
  - Electric, electronic and precision devices | 78
  - Electrical equipment | 48, 85, 87, 91, 93, 97, 99, 107, 109, 163, 195
  - Electrical machinery | 126
  - Electrical machinery & apparatus | 125
  - Electricity | 102, 104, 179, 295, 306
  - Electricity and Water and gas | 179
  - Electricity, gas, steam & conditioning supply | 240
  - Electricity, Water and gas | 184
  - Electricity, gas & other fuels | 173
  - Electricity, gas and air conditioning supply | 78
  - Electricity, gas and steam supply | 82, 85, 86, 88, 91, 92
  - Electricity, gas and water supply | 205, 206, 208, 210, 212, 214, 217
  - Electricity, gas, steam & water supply | 44, 50, 52

- Electronic & TV communication equipment | 125
- Electronic components, computer, radio, television & communication equipment | 107, 109
- Electronic components, computer, radio, television & communication equipment and apparatuses | 49, 84, 86, 96, 98
- Electronic components, computer, radio, television & communications equipment | 90, 92
- Electronic display devices | 162
- Elementary workers | 35, 37
- Employment | 3
- Employed | 23, 24, 25
- Employment/ population ratio | 23, 24, 25
- Energy | 167, 196
- Energy & excluding energy | 167
- Energy net imports | 303
- Energy production | 303
- Engineering plastic resin | 116
- Engines | 125
- Engines & turbines | 125
- Epoxide resin | 117
- Equipment | 239
- Equipment, machine operating and assembling workers | 35, 37
- Equity securities | 274
- Ethylene | 113
- Europe | 18, 272
- Excess of exports and imports (-) | 257
- Excess reserves (A-B) | 233
- Exchange rates to US \$ | 10
- Excluding IT | 196
- Excluding eating out | 185
- Excluding energy | 167, 196
- Excluding foods | 166, 196
- Excluding foods & energy | 167, 196
- Excluding fresh food | 166, 183
- Excluding fresh foods & energy | 167
- Excluding information technology | 167
- Excluding vessels | 127
- Excrement collection charge | 180
- Expectation of domestic economic situation | 75
- Expectation of employment situation | 75
- Expectations of living standard of household | 75
- Expected change in prices (1 year later) | 75
- Expected change in interest rates | 75
- Expected change in prices | 75
- Expected change in total household income | 75
- Expenditure | 8, 199
- Expenditure & net lending | 221
- Export | 7, 127
- Export & import price index | 7
- Exports | 10, 257, 266, 268, 303
- External assets in debt instruments | 273
- External debt position | 273
- Eyeglasses | 178
- [F]**
- Fabricated metal | 125
- Fabricated metal products | 107, 109, 163, 195
- Fabricated metal products: except machinery and furniture | 49, 84, 86, 90, 92, 96, 98
- Facility investments | 74
- Factory | 69
- Factory & storage | 134
- Farm wages & charges | 199, 201
- Farmer price index | 7
- Farms in households | 298
- Fashion & accessories | 151
- Feeds | 201
- Female | 30, 43
- Fermented milk | 174
- Ferro alloy | 118
- Fertilizers | 201
- Fertilizers & pesticides | 161
- Fiber products & apparels | 161
- Fiber products & leather products | 160, 161, 194
- Final consumption expenditure of household (at chained 2015 prices) | 8
- Final services | 170
- Finance & service | 131
- Finance and insurance | 205, 207, 209, 211, 213, 215, 216
- Financial & insurance | 240
- Financial & insurance activities | 154, 164
- Financial account | 10, 267
- Financial condition | 74
- Financial debentures | 232, 242
- Financial derivatives | 274, 275
- Financial derivatives, Net assets | 267
- Financial institutions & insurance | 44, 50, 52
- Financial intermediation & insurance | 124
- Financing | 221
- Finished goods | 170
- Finland | 262
- Fired turbines | 125
- Fish and seafood | 200
- Fitness center fee | 181
- Fixed asset | 228
- Floor area | 132, 133
- Floriculture | 202
- Food | 148, 172
- Food & beverages | 131, 152
- Food & excluding foods | 166
- Food & live animals | 197
- Food & non-alcoholic beverages | 172, 186, 187, 188, 189, 190, 191, 192, 193, 200
- Food and live animals | 264
- Food products | 83, 87, 89, 93, 94, 98, 106, 108, 160
- Food products | 47
- Food products & beverages | 159, 160, 194
- Food products n.e.c | 201
- Food service | 147
- Food services | 153
- Food stuffs | 124
- Food, beverage | 308
- Food, beverages & tobaccos | 145
- Foods | 166, 196
- Foods & energy | 196
- Foods, beverages & tobacco in specialized stores | 145
- Footwear | 151, 172
- Footwear & luggage | 148
- For construction (domestic) | 168
- For construction | 169, 171
- For fuels & energy | 171
- For living necessities | 183
- For living necessities including rent | 183
- For manufacturing | 168, 169, 171
- Foreign org. in Korea | 131
- Foreign assets | 223, 224, 226, 229
- Foreign currency reserves | 270
- Foreign exchange banks T/T buying rate from customers | 271
- Foreign exchange banks T/T selling rate to customers | 271
- Foreign liabilities | 223, 224, 226, 229
- Foreign securities | 223, 224, 229
- Foreign trade and exchange | 10
- Forest land | 295
- Forest products | 159
- Forestry | 69
- Forestry conservancy & water control | 134
- France | 18, 258, 261
- Freezing machinery | 126
- Fresh fish | 183
- Fresh food | 166, 183
- Fresh foods & excluding fresh foods | 166
- Fresh fruits | 183
- Fresh vegetables | 183
- Fruit | 200
- Fruiting vegetables | 202
- Fruits | 198, 202
- Fruits & vegetables | 198, 202
- Fuel & electricity | 103, 105
- Fuel oil | 110, 304, 305
- Fuels | 145
- Functional cosmetics | 179
- Funeral expenses | 182
- Furnishings, household equipment and routine household maintenance | 173, 186, 187, 188, 189, 190, 191, 192, 193, 201
- Furniture | 49, 85, 87, 91, 93, 97, 99, 107, 109, 148, 152
- Furniture and furnishings, carpets and other floor coverings | 173
- Future tendency | 74

**[G]**

GBP | 269  
 Galvanized low carbon steel wire | 121  
 Galvanized sheet | 120  
 Gangneung | 280, 281, 296  
 Gangwon | 17, 67, 101, 138, 146, 190, 237, 238, 243  
 Garlic | 174  
 Gas | 179, 305  
 Gas leak | 295  
 Gas, steam & hot water | 165  
 Gas/Diesel oil | 304, 305, 306  
 Gasoline | 111, 178, 304, 305, 306  
 Gayang | 292, 293  
 General government | 273  
 General government consumption | 218  
 General purpose machinery | 126, 163  
 Generating facilities | 307  
 Germany | 18, 258, 261  
 Geumgang | 292, 293  
 Gimhae | 140  
 Gimpo | 140  
 Glass and glass products | 162  
 Glass products | 162  
 Glassware, tableware and household utensils | 173  
 Global oil prices | 297  
 Gof course fee | 182  
 Gof practice range fee | 181  
 Gold | 270  
 Gold & silver bullion | 229  
 Gongju 1 | 292, 293  
 Goods | 10, 159, 266  
 Goods & services for routine household maintenance | 173  
 Goods for infants & children | 151  
 Goryeong | 292, 293  
 Gov't. bonds | 224  
 Gov't. deposits | 224  
 Government | 124  
 Government & public | 124  
 Government bonds | 222, 228, 242  
 Government deposits | 222, 228  
 Grains | 198  
 Grains | 202  
 Grape | 174  
 Gravel | 110  
 Greece | 18  
 Gross domestic capital formation | 218  
 Gross domestic income | 209, 213, 215  
 Gross domestic investment ratio | 218  
 Gross domestic product at market prices | 205, 206, 208, 210, 212, 214, 216  
 Gross domestic products (at chained 2015 prices) | 8  
 Gross external assets in debt instruments | 273

Gross external debt | 273  
 Gross fixed capital formation | 218  
 Gross generation | 307  
 Gross national disposable income | 218  
 Gross national income | 207, 209, 211, 213, 215  
 Gross national income (at current) | 8  
 Gross saving | 218  
 Gross saving ratio | 218  
 Gross value added (at basic prices) | 216  
 Gross value added at basic prices | 205, 207, 209, 211, 213, 215  
 Group tour cost (domestic) | 182  
 Group tour cost (overseas) | 182  
 Growth rate | 156  
 Growth rate of GDP (at chained 2015 prices) | 8  
 Growth rate of sales | 76, 77  
 Growth rate of total assets | 76, 77  
 Gumi | 290, 291  
 Gunsan | 140, 282, 283, 290, 291, 296  
 Gupo | 292, 293  
 Gwacheon | 288, 289  
 Gwangju | 16, 67, 100, 137, 140, 146, 188, 237, 238, 243, 279, 280, 281, 284, 285, 286, 287  
 Gwangju 1 | 292, 293  
 Gyeongbuk | 17, 67, 101, 139, 146, 193, 237, 238, 243  
 Gyeonggi | 16, 67, 101, 138, 146, 189, 237, 238, 243  
 Gyeongnam | 17, 67, 101, 139, 146, 192, 237, 238, 243

**[H]**

HKD | 269  
 Hairtail | 175  
 Ham and Bacon | 174  
 Handbag | 179  
 Hangang | 292, 293  
 Hangeul | 141  
 Harbours & airports | 134  
 Hard drawn steel wire | 120  
 Health | 173, 186, 187, 188, 189, 190, 191, 192, 193, 200  
 Health and social work | 45, 51, 53  
 Health supplements | 175  
 Heating oil | 306  
 Heavy and chemical industry | 81  
 Herbal medicine | 178  
 High school graduates | 43  
 Highest | 230  
 Hiking outfit | 177  
 Holdings of SDRs | 229  
 Home appliance rental fee | 181  
 Home appliance repair cost | 181  
 Home electric appliances, electronic & telecommunication equipment | 150

Hong Kong | 18, 258, 263  
 Hospital charges | 180  
 Hospital services | 173  
 House-keeping | 32  
 Household appliances | 148, 173  
 Household checking | 235  
 Household checks | 244  
 Household goods | 145, 152, 199, 200, 201  
 Household income and expenditure | 4  
 Household size (person) | 57, 58, 59, 60  
 Household textiles | 173  
 Households | 234  
 Housekeeper wage | 181  
 Housing installments | 236  
 Housing, water, electricity & other fuels | 172, 201  
 Housing, water, electricity, gas & other fuels | 186, 187, 188, 189, 190, 191, 192, 193  
 Human health & social work activities | 155  
 Human health and social work | 205, 206, 208, 210, 212, 214, 217  
 Human resources | 74  
 Hydro | 303, 307  
 Hydrogen peroxide | 114

**[I]**

Index | 50, 51, 52, 53  
 India | 18, 258, 263  
 Indices of Labor Productivity | 3  
 Indonesia | 18, 258, 261  
 Industrial | 133, 304, 306  
 Industrial activities | 4, 6  
 Industrial finance debentures | 248  
 Industrial production index | 5  
 Industrial products | 184, 185  
 Industry | 3, 50, 52  
 Inedible raw materials excluding fuels | 197  
 Infant & toddler teaching materials | 177  
 Information & communication | 154  
 Information & communication equipment | 145  
 Information and communication | 205, 206, 209, 210, 213, 214, 216  
 Information and communications | 44, 50, 52  
 Information technology | 167  
 Information technology & excluding information technology | 167  
 Information, telecommunication & broadcasting services | 164  
 Informational technology | 196  
 Initial public offerings in KRX KOSDAQ market | 246  
 Initial public offerings in KRX stock market | 246  
 Injury | 294  
 Inland waters | 299  
 Installation of machinery | 134  
 Installment savings | 236

Instant coffee | 174  
 Instant food | 174  
 Instant noodles | 175  
 Institution for entrance examination | 32  
 Insurance co. | 241  
 Insurance service | 182  
 Inter-county | 14, 15  
 Inter-province | 14, 15  
 Interest coverage ratio | 76, 77  
 Interest expenses to sales | 76, 77  
 Interest expenses to total borrowings and bonds payable | 76, 77  
 Intermediate goods | 103, 105  
 Intermediate materials | 169  
 Intermediated transactions | 242  
 Internal combustion | 307  
 Internal combustion engine for motor vehicles | 122  
 Internal combustion engine | 125  
 International airfare | 181  
 Internet fee | 181  
 Intra-county | 14, 15  
 Intra-province | 14, 15  
 Inventory | 81, 110, 111, 112, 113, 114, 115, 116, 117, 118, 119, 120, 121, 122, 123, 127  
 Invested assets | 250  
 Iran | 260, 261  
 Ireland | 263  
 Iron bar & iron frame | 132  
 Iron material | 135  
 Iron ore | 135  
 Iron scraps | 297  
 Iron structures | 126  
 Irregular income | 4, 57, 59, 60  
 Irregular income | 58  
 Israel | 260, 263  
 Issued | 248  
 Italy | 18, 259, 261

## [J]

JPY (100) | 269  
 Japan | 18, 258, 261  
 Jeju | 17, 67, 101, 139, 140, 146, 193, 237, 238, 243, 279, 280, 281, 285, 290, 291, 296  
 Jeju special self-governing province | 17  
 Jeonbuk | 17, 67, 101, 138, 146, 191, 237, 238, 243  
 Jeonju | 279, 280, 281  
 Jeonnam | 17, 67, 101, 139, 146, 192, 237, 238, 243  
 Jet fuel oil | 111  
 Juice | 175  
 Jumper | 176

## [K]

KOSDAQ | 245  
 KOSPI | 245

KOSPI (average) | 9  
 KWD | 269  
 Kerosene | 110, 178, 304, 305, 306  
 Kindergarten fee | 181  
 Kitchen sink | 175  
 Kitchen towel | 178  
 Korean native cattle and beef cattle | 298  
 Korean spirits (soju) | 175  
 Kuwait | 262

## [L]

LBKP | 297  
 LNG | 303, 306  
 LPG | 305  
 LPG | 304  
 LPG (for car) | 178  
 LPG (for cook) | 178  
 Labor | 3  
 Lagging index | 4  
 Land development | 134  
 Landline telephone charge | 181  
 Landscaping | 134  
 Large discount stores | 149  
 Latin America | 272  
 Laundry detergent | 178  
 Leading index | 4  
 Leafy vegetables | 202  
 Leather products | 161  
 Less : Liabilities to central gov't | 222, 224, 226  
 Liabilities | 223, 225, 227, 274  
 Liabilities to ODCs | 225  
 Liabilities to central bank | 227  
 Liabs. to intl. fin. insts. in security | 229  
 Liberia | 259  
 Life insurance | 250, 251  
 Life insurance | 252  
 Light industry | 81  
 Lighting | 306  
 Linear polyester resin | 116  
 Liquidity aggregates of financial institutions (Lf) | 9  
 Live births | 3, 13  
 Livestock | 202  
 Livestock products | 159, 198, 202  
 Living standard of household | 75  
 Loans | 222, 223, 224, 226, 275  
 Loans & discounts | 228  
 Loans etc. | 223, 227  
 Loans to government | 228  
 Loans to households | 241  
 Loans with banking funds | 239  
 Loans with gov't funds | 239  
 Local bus fare | 180  
 Local government | 131  
 Long-term debt securities | 274  
 Lowest | 230  
 Lubricating oil | 112

Luggage | 151  
 Lumber | 135

## [M]

MYR | 269  
 Machine | 295  
 Machinery | 131  
 Machinery & equipment | 163, 195  
 Machinery & transport equipment | 197, 265  
 Machinery and metals | 78  
 Machinery, equipment & supplies | 145  
 Mackerel | 175  
 Maintenance & repair of the dwelling | 172  
 Malaysia | 18, 259, 261  
 Male | 30, 43  
 Managers | 34, 36  
 Mandarin orange | 174  
 Manufacturing industry products | 7  
 Manufacturing operation ratio index | 6  
 Manufacturing production capacity index | 6  
 Manufacturing | 106, 108, 124, 131, 240  
 Manufacture of basic chemicals | 112, 113, 114, 115  
 Manufacture of basic iron and steel | 118, 119, 120, 121  
 Manufacture of basic precious and non-ferrous metals | 121, 122, 123  
 Manufacture of fertilizers and nitrogen compounds | 115  
 Manufacture of food products and beverages | 78  
 Manufacture of gas, distribution of gaseous fuel through mains | 123  
 Manufacture of man-made fibers | 118, 119  
 Manufacture of motor vehicles and engines for motor vehicles | 122  
 Manufacture of other chemical products | 117, 118, 119  
 Manufacture of refined petroleum products | 110, 111, 112  
 Manufacture of synthetic rubber and of plastics in primary forms | 115, 116, 117  
 Manufactured goods classified by materials | 197  
 Manufactured goods classified chiefly by material | 265  
 Manufacturing | 5, 8, 38, 39, 44, 47, 49, 50, 52, 74, 77, 78, 81, 82, 83, 85, 86, 87, 88, 89, 91, 92, 93, 94, 95, 97, 98, 99, 103, 105, 125, 131, 205, 206, 208, 210, 212, 214, 217, 308, 309  
 Manufacturing equipment | 102, 104  
 Manufacturing products | 160, 161, 162, 163, 164, 194, 195  
 Marine foods | 159  
 Marine products | 175, 184  
 Marriages | 13  
 Masonry | 132

Material cost | 199, 200  
 Materials for maintenance and repair of the dwelling | 179  
 Meal in the cafeteria | 180  
 Meat | 200  
 Medical & precise process control equipment | 126  
 Medical care and health | 75  
 Medical products, appliances & equipment | 173  
 Medical, precision & optical instruments, watches | 107, 109  
 Medical, precision & optical instruments | 125  
 Medical, precision & optical instruments, watches and clocks | 85, 87, 91, 93, 97, 99  
 Medical, precision and optical instruments, watches and clocks | 48  
 Medicines | 178, 184  
 Membership organizations, repair and other personal services | 45, 51, 53, 155  
 Men's Outer garment | 177  
 Men's bottoms | 176  
 Men's top | 177  
 Men's underwear | 176  
 Merchandise credit | 241  
 Metal cutting & forming machinery | 126  
 Metal cutting machinery | 126  
 Metal forming machinery | 126  
 Metal ores | 82, 86, 88, 92  
 Metallic & Non-metallic mineral products | 159  
 Metropolitan cities | 67  
 Mexico | 259, 263  
 Middle East | 272  
 Middle East | 18  
 Milk | 174  
 Milk, cheese and eggs | 200  
 Million m<sup>3</sup> | 305  
 Mineral fuels, lubricants & related materials | 197, 264  
 Mineral waters, soft drinks, fruit and vegetable juices | 201  
 Mining | 52, 124, 308  
 Mining | 50  
 Mining & manufacturing | 38, 39  
 Mining & quarrying | 44, 46, 240  
 Mining and manufacturing | 5, 82, 86, 88, 92, 94, 98  
 Mining and quarrying | 82, 86, 88, 92, 205, 206, 208, 210, 212, 214, 217  
 Mining of Other Non-Metal Ores | 111  
 Mining products | 159, 194  
 Mining support service activities | 47  
 Miscellaneous goods and services | 173, 186, 187, 188, 189, 190, 191, 192, 193, 200  
 Miscellaneous manufactured articles | 197, 265  
 Miscellaneous services | 153

Mobile phone | 177  
 Mobile phone charge | 181  
 Mobile phone repair cost | 181  
 Mokpo | 279, 280, 281, 285, 290, 291, 296  
 Monetary base | 225  
 Monetary stabilization account | 228  
 Monetary stabilization bonds | 242, 248  
 Monetary stabilization bonds issued | 228  
 Money and banking | 9  
 Money in trusts | 232  
 Money in trusts below 2Y | 227  
 Money market funds | 227, 232  
 Money market instruments | 275  
 Monthly earnings of regular employees | 3  
 Monthly rent | 179  
 Motor Vehicles, Trailers and Semitrailers | 85  
 Motor car | 309  
 Motor vehicle parts & accessories | 152  
 Motor vehicle parts & motorcycles | 145  
 Motor vehicles | 126, 145, 164  
 Motor vehicles and transport equipment | 78  
 Motor vehicles, trailers and semitrailers | 49, 87, 91, 93, 97, 99, 107, 109  
 Motors vehicles | 125  
 Motors, generators & transformers | 125  
 Movie tickets | 182  
 Muan | 140  
 Muan 2 | 292, 293  
 Mulgeum | 292, 293  
 Multipurpose car | 176  
 Music class fee | 182  
 Mutual installments | 236

## [N]

NBKP | 297  
 NH bonds type1 (5yrs) | 242  
 NOK | 269  
 NZD | 269  
 Naju | 292, 293  
 Nakdonggang | 292, 293  
 Namji | 292, 293  
 Naphtha | 111, 304, 305  
 Narrow money (M1) | 9  
 National accounts | 8  
 National housing bonds | 248  
 Natural gas | 305  
 Nature | 295  
 Net barter terms of trade index | 268  
 Net claims on central gov't | 224, 226  
 Net claims on central government | 222  
 Net factor income from the rest of the world | 207, 209, 211, 213  
 Net foreign assets | 223, 224, 226  
 Net international investment position | 275  
 Net lending | 8, 221  
 Net worth | 229  
 Net-migrants | 14

Netherlands | 18, 258, 262  
 New Zealand | 19, 263  
 New shares | 246, 247  
 Newspaper | 178  
 Nitrogen | 115  
 Non-life insurance | 250, 251  
 Non-manufacturing | 74, 124, 131  
 Non-agricultural sector | 50, 52  
 Non-alcoholic beverages | 172  
 Non-bank depository corporations | 241  
 Non-consumption expenditures | 4, 57, 58, 59, 60  
 Non-durable consumers' goods | 103, 105  
 Non-durable consumption goods | 170  
 Non-durable goods | 148  
 Non-ferrous metal bar & basic products | 163  
 Non-life insurance | 252  
 Non-metallic mineral | 125  
 Non-metallic mineral products | 161, 162, 195, 254  
 Non-metallic minerals; except fuel | 46, 82, 86, 88, 92  
 Non-resident's deposits | 229  
 Non-specialized stores | 145  
 North America | 272  
 North Gangneung | 279  
 Norway | 260, 263  
 Noryangjin | 292, 293  
 Not in stores | 145  
 Nuclear | 303, 307  
 Nuclear reactors | 125  
 Number | 244  
 Number of .kr domain | 141  
 Number of building | 132, 133  
 Number of trading days | 249  
 Numbers | 246, 247  
 Nursery expense | 180  
 Nursing aid fee | 181

## [O]

OCC | 297  
 ONP | 297  
 Oceania | 19, 272  
 Office | 102, 104  
 Office accounting, computing machinery | 126  
 Office appliances & stationery | 150  
 Offices & stores | 134  
 Oil | 135  
 Oils | 178, 184  
 Oils and fats | 200  
 Okcheon | 292, 293  
 Oman | 262  
 One-piece | 176  
 Online contents fee | 182  
 Open interest | 249  
 Operating expenses | 251  
 Operating income to sales | 76, 77

- Operation | 239
- Operation of personal transport equipment | 172
- Original series of unemployment rate | 30
- Other | 78, 183
- Other assets | 275
- Other chemical products | 161
- Other deposits | 227
- Other education | 173
- Other electronic components | 162, 163
- Other equity | 275
- Other farm products | 198, 202
- Other financial corporations, etc. | 241
- Other financial intermediaries | 241
- Other household equipment | 145
- Other industrial products | 178, 179, 184
- Other intermediate materials | 169
- Other investment | 267, 275
- Other items (net) | 223, 225, 227
- Other liabilities | 275
- Other livestock products | 202
- Other machinery and equipment | 48, 85, 87, 91, 93, 97, 99., 107, 109, 125
- Other major durables for recreation & culture | 172
- Other manufacturing | 49, 85, 87, 91, 93, 97, 99, 107, 109
- Other manufacturing | 78
- Other manufacturing products | 164, 195
- Other non-metallic mineral products | 49, 84, 86, 90, 92, 96, 98, 107, 109, 162
- Other products manufacturing (including cigarettes) | 78
- Other public offerings | 247
- Other raw materials (domestic) | 168
- Other raw & intermediate materials | 171
- Other raw materials | 168
- Other recreational items, equipment, gardens & pets | 172
- Other sectors | 273
- Other service activities | 212
- Other services | 165, 173
- Other specialized stores | 145
- Other specialized wholesale | 145
- Other transferable deposits | 227
- Other transport equipment | 49, 85, 87, 91, 93, 107, 109, 124, 126, 164
- Others | 19, 33, 38, 39, 69, 102, 103, 104, 105, 124, 131, 132, 133, 134, 135, 153, 229, 232, 240, 241, 295, 304, 309
- Others motor vehicles | 126
- Others special purpose | 126
- Out-migrants | 14, 15
- Out-patients treatment fee | 180
- Outpatient services | 173
- Outstanding shares | 246, 247
- Over the previous month | 4, 5, 73
- Over the same month of last year | 4, 6, 7, 9, 257
- Over the same period of last year | 3
- Overnight | 242
- Own gas | 305
- Own use and loss | 305
- Oxygen | 115
- [P]**
- P.V.C stable preparation | 119
- PPI less fresh foods and energy | 167
- Package holidays | 173
- Paddy-field | 68
- Paid by farmers | 7
- Paid-in capital increase by KRX KOSDAQ market listed companies | 247
- Paid-in capital increase by KRX stock market listed companies | 246
- Paint | 117
- Pakistan | 259, 263
- Paldang Dam | 292, 293
- Panama | 259, 263
- Paper diaper | 178
- Papua New Guinea | 262
- Para Xylene | 113
- Parcel | 68, 69
- Participation rate | 23, 24, 25
- Passbook | 235
- Passenger car (large size) | 176
- Passenger car (midium size) | 176
- Passenger car (small size) | 176
- Passenger cars | 148
- Passenger cars & fuel stores | 149
- Patents | 142
- Pc wire | 120
- Peak load | 307
- Pension funds | 241
- Per capita G N I (at current) | 8
- Permitted floor area for building construction | 4, 6
- Personal care | 173
- Personal effects n.e.c | 173
- Personal services | 180, 181, 182, 185
- Pet products | 152, 179
- Petroleum | 303
- Petroleum & coal prod. | 125
- Petroleum production | 305
- Petroleum products | 303, 305
- Petroleum, chemistry | 309
- Pharmaceuticals | 148, 161
- Pharmaceuticals, medicinal chemicals and botanical products | 48, 84, 86, 90, 92, 254
- Philippines | 18, 258, 262
- Photography services | 182
- Phthalic anhydride | 114
- Physical examination fee | 181
- Pigment | 114
- Pigs | 298
- Plastic products | 161
- Plates and bowls | 179
- Pohang | 140, 282, 283, 284, 290, 291
- Poland | 18, 260
- Policy reserve | 251
- Poly propylene glycol | 114
- Polyamide fiber | 119
- Polyester fiber | 118
- Polyethylene | 115
- Polypropylene | 116
- Polystyrene | 116
- Polyurethane resin | 116
- Population | 3
- Population 15 years and over | 23, 24, 25
- Pork | 175
- Portable multimedia equipment | 177
- Portfolio investment | 267, 274
- Portugal | 260
- Postal services | 172
- Potassium hydroxide | 115
- Power | 306
- Power generation | 304, 305
- Power generation & distribution facilities | 134
- Pre-primary & primary education | 173
- Precision equipment | 163
- Premium income | 250
- Preparing for employment | 33
- Preparing for entrance to school of higher grade | 33
- Prescription medicine | 178
- Price index of farm products received by farmer | 198
- Price index of goods & service paid by farmer | 199
- Prices | 7
- Primary energy supply | 303
- Primary income | 266
- Printing & reproduction of recorded media | 47, 83, 87, 89, 93
- Printing and recorded media | 78
- Printing ink | 118
- Private | 124, 125, 131, 136, 137, 138, 139
- Private capital inducement | 131
- Private consumption | 218
- Private institutions fee(elementary school student) | 182
- Private institutions fee(high school student) | 182
- Private institutions fee(middle school student) | 182
- Processed food | 174, 175, 185
- Processed fuels & energy | 169, 171
- Producer price index | 7
- Producers' inventory index | 5
- Producers' shipment index | 5
- Production | 81, 110, 111, 112, 113, 114, 115, 116, 117, 118, 119, 120, 121, 122, 123, 127, 304, 305
- Production, collection and distribution of electricity | 123



Professional, scientific and technical activities | 44, 50, 52, 155  
 Professional, scientific and technical services | 165  
 Professionals and related workers | 34, 36  
 Profitability | 74  
 Promissory notes | 244  
 Propane | 306  
 Propane gas | 112  
 Property damages | 294  
 Propylene | 113  
 Public | 124, 131, 235, 308  
 Public administration and defence: compulsory social security | 212  
 Public administration, defence and social security | 205, 206, 208, 210, 212, 214, 217  
 Public bath fee | 182  
 Public corporation | 131  
 Public finance | 8  
 Public financial institutions | 241  
 Public offices & schools | 134  
 Public services | 180, 181, 185  
 Publications | 177, 178, 185  
 Pulp | 297  
 Pulp & paper | 124  
 Pulp & paper products | 160  
 Pulp, paper | 309  
 Pulp, paper and paper products | 47, 83, 87, 89, 93, 95, 99, 106, 108  
 Pulses / other cereals | 202  
 Pump & compressors | 126  
 Purchase of vehicles | 172

**[Q]**

Qatar | 262  
 Quarrying of stone, sand and gravel | 110

**[R]**

Railway & aircraft | 126  
 Railways & track | 134  
 Rate of reserved facilities | 307  
 Rate of reserved power | 307  
 Ratio of claims paid | 252  
 Ratio of dishonored (all, value) | 9  
 Ratio of invested assets profit | 252  
 Ratio of lapses & surrenders | 252  
 Ratio of net operating expenses | 252  
 Ratio of new business | 252  
 Ratio of operating expenses | 252  
 Raw & intermediate materials(raw + intermediate) | 171  
 Raw materials | 168  
 Real estate | 131, 205, 207, 209, 211, 213, 215, 216  
 Real estate & renting & leasing | 44, 50, 52  
 Real estate activities | 154, 165  
 Real estate agent fee | 180

Real estate, activities | 240  
 Real estate, renting & business activities | 124  
 Received by farmers | 7  
 Recreation and culture | 172, 186, 187, 188, 189, 190, 191, 192, 193  
 Recreation and culture | 200  
 Recreation, entertainment and cultural services | 75  
 Recreational & cultural services | 172  
 Red ginseng | 175  
 Red pepper powder | 174  
 Reference book (elementary school) | 177  
 Reference book (high school) | 177  
 Reference book (middle school) | 177  
 Refrigerator | 176  
 Refrigerator for Kimchi | 176  
 Region | 141  
 Regional area | 67  
 Regional heating bills | 179  
 Registrations | 142  
 Regular employees | 40, 41  
 Regular income | 4, 57, 58, 59, 60  
 Renewable | 307  
 Renewable & others | 303  
 Rentals for housing | 179, 185  
 Repurchase agreements | 228  
 Required reserves (B) | 233  
 Reserve assets | 267, 275  
 Reserve deposits | 225  
 Reserve deposits of BFC | 228  
 Reserved facilities | 307  
 Reserved power | 307  
 Reserves (A) | 233  
 Residential | 133, 306, 308  
 Residential / commercial | 304, 306  
 Residual bunker c oil | 111  
 Restaurants & hotels | 173  
 Restaurants and hotels | 186, 187, 188, 189, 190, 191, 192, 193, 200  
 Rested | 33  
 Retail sales | 147  
 Retail sales & food service | 147  
 Retail sales not in stores | 149  
 Retail trade | 145  
 Retail, Wholesale | 6  
 Revenues | 8, 221  
 Reverse repurchase agreement | 229  
 Rice | 198, 202  
 Rice cake | 174  
 Roads & bridges | 134  
 Robot for industry | 126  
 Root and tuber crops | 202  
 Root vegetables | 202  
 Row houses | 65, 66  
 Rubber & plastic | 125  
 Rubber & plastic products | 106, 108, 254  
 Rubber and chemical products | 78  
 Rubber and plastic products | 48, 84, 86, 90,

92, 96, 98  
 Rubber antioxidant | 119  
 Rubber products | 162  
 Russia | 258, 261  
 Russian Federation | 18

**[S]**

SAR | 269  
 SDRs allocated security | 229  
 SEK | 269  
 SGD | 269  
 Sacheon | 140  
 Sale of motor vehicles & parts | 145  
 Sales | 74  
 Sales index by retail business type (constant) | 6  
 Sales workers | 35, 37  
 Salt | 110  
 Samgyeopsal (eating out) | 180  
 Sand | 110  
 Sanitary napkin | 178  
 Sashimi (eating out) | 180  
 Sauce pan | 179  
 Saudi Arabia | 258, 261  
 Savings | 236  
 School | 32  
 School lunch fee | 180  
 Seasonally adjusted unemployment rate | 30  
 Secondary education | 173  
 Secondary income | 266  
 Secondary products | 202  
 Section | 119  
 Securities | 228  
 Securities other than shares | 222, 226  
 Securities other than shares excluded from M2 | 223, 225, 227  
 Securities other than shares included in M2 | 225, 227  
 Security transaction | 245  
 Seeds | 200  
 Sejong | 16, 67, 100, 137, 146, 237, 238, 286, 287  
 Self-employed | 40, 41  
 Semi-conductors | 162  
 Semi-durable goods | 148  
 Seogwipo | 282, 283  
 Seosan | 282, 283  
 Seoul | 16, 65, 66, 67, 100, 136, 146, 186, 237, 238, 243, 279, 280, 281, 284, 285, 286, 287  
 Seoul metropolitan area | 65, 66, 67  
 Seoul metropolitan subway bonds | 248  
 Service | 3, 8, 50, 52, 78, 308  
 Service | 51, 53  
 Service workers | 34, 36  
 Services | 7, 10, 163, 164, 165, 185, 266  
 Services for maintenance and repair of the dwelling | 180  
 Sewage disposal charge | 180

- Sewerage, waste management, materials recovery & remediation | 51, 53  
 Sewerage, waste management, materials recovery & remediation | 44  
 Shallow-sea cultures | 299  
 Shampoo | 179  
 Shares and other equity | 223, 225, 227  
 Shipment | 81, 110, 111, 112, 113, 114, 115, 116, 117, 118, 119, 120, 121, 122, 123, 127  
 Shoes | 179  
 Short-term debt securities | 274  
 Side dish | 174  
 Silica stone | 111  
 Silicone resin | 117  
 Singapore | 18, 258, 261  
 Skilled agricultural forestry and fishery workers | 35, 37  
 Skincare cosmetics | 179  
 Sliced bread | 175  
 Snack food | 174  
 Soaps | 118  
 Social overhead capital & other services | 38, 39  
 Soda | 175  
 Sodium hydroxide | 114  
 Sofa | 175  
 Sokcho | 282, 283  
 Solvent | 111  
 South Africa | 260, 262  
 Spain | 18, 259, 263  
 Special crops | 202  
 Special drawing rights | 270, 275  
 Special purpose machinery | 125, 163  
 Specialized credit financial companies | 241  
 Specialized stores | 149  
 Spending plan | 75  
 Sporting goods | 178  
 Sports & entertainment goods | 148  
 Sports & leisure appliances | 151  
 Sportswear | 177  
 Sri Lanka | 260  
 Stainless steel wire | 121  
 Steam | 307  
 Steel bar | 118  
 Steel cord and tire bead wire | 121  
 Steel pipe | 120  
 Steel wire | 119  
 Stock | 305  
 Stock products | 174, 175, 184  
 Stock total | 247  
 Stockholders' equity to total assets | 76, 77  
 Stocks | 245, 246, 247, 304  
 Students | 19  
 Styrene monomer | 113  
 Styrene rubber | 115  
 Subs. to intl. fin. insts. | 229  
 Subtotal | 246, 247  
 Subway fare | 180  
 Sugar, jam, honey, chocolate and confectionery | 201  
 Supermarkets and other retail sale in non-specialized stores | 149  
 Supply | 304  
 Suwon | 282, 283, 284, 288, 289  
 Sweater | 176  
 Sweden | 18, 260, 263  
 Switzerland | 260, 262  
 Synthetic resins & synthetic rubber | 160  
 Syria | 260
- [T]**
- T-shirt | 176  
 THB | 269  
 Taiwan | 18, 258, 261  
 Tanning and dressing of leather, luggage and footwear | 106, 108  
 Tanning and dressing of leather, manufacture of luggage and footwear | 83, 87, 89, 93, 95, 99  
 Tanning and dressing of leather, manufacturing luggage & footwear | 46  
 Tarephthalate acid | 114  
 Taxes less subsidies on products | 205, 207, 209, 211, 213, 215, 216  
 Taxi fare | 181  
 Teaching materials (university) | 178  
 Telecommunication equipment & computer | 148  
 Telephone & telefax equipment | 172  
 Telephone & telefax services | 172  
 Television | 177  
 Temporarily absent | 42  
 Temporary | 235  
 Temporary employees | 40, 41  
 Tendency | 74  
 Tertiary education | 173  
 Textile & sewing | 126  
 Textile leather | 124  
 Textile products | 176, 177, 185  
 Textile, clothes | 309  
 Textiles and leather | 78  
 Textiles, clothing, footwear & leather goods | 145  
 Textiles, except apparel | 46, 87, 106, 108  
 Textiles; except apparel | 83, 89, 93, 95, 99  
 Thailand | 18, 259, 263  
 The others | 148  
 The others (durable goods) | 148  
 Thinners | 117  
 Thousand TOE | 303  
 Thousand barrel | 305  
 Thousand ton | 304, 305  
 Thousand kℓ | 304, 305  
 Time | 236  
 Time & savings deposits | 9, 232  
 Time & savings deposits below 2Y | 227
- Time and savings deposits | 234  
 Tobacco | 46, 172  
 Tobacco products | 83, 87, 89, 93, 94, 98, 106, 108  
 Toilet tissue | 179  
 Toluene | 112  
 Tongyeong | 282, 283  
 Too old | 33  
 Tools & equipment for house and garden | 173  
 Total invested | 272  
 Total (excluding passenger cars) | 148  
 Total Index | 154  
 Total assets | 229, 250  
 Total assets or liabilities & net worth | 223, 225, 227  
 Total borrowings and bonds payable to sales | 76, 77  
 Total borrowings and bonds payable to total assets | 76, 77  
 Total deposits | 234  
 Total item | 172  
 Total liabilities | 229  
 Total liabilities & net worth | 229  
 Total loans & discounts | 239  
 Total migrants | 14, 15  
 Tourism expenditures | 156  
 Tourism receipts | 156  
 Tourist | 19  
 Toy | 178  
 Trade credits | 275  
 Trademarks | 142  
 Trading gains and losses from changes in the terms of trade | 209, 213  
 Trading value | 245, 249  
 Trading volume | 1245, 249  
 Trading volumes(Par value) | 245  
 Traditional oriental treatment fee | 180  
 Traffic accident | 295  
 Train fare | 180  
 Transfer income | 57, 58, 59, 60  
 Transferable deposits | 227  
 Transferable savings deposits | 232  
 Transport | 124, 172, 186, 187, 188, 189, 190, 191, 192, 193, 200, 306  
 Transport equipment | 164, 195  
 Transport services | 172  
 Transport storage & communications | 124
- Transportation & storage | 131, 154  
 Transportation | 45, 51, 53, 164  
 Transportation and storage | 205, 207, 209, 211, 213, 215, 216, 240  
 Transportation equipment | 102, 104  
 Transportation, communication | 75  
 Trash bag | 180  
 Travel | 75  
 Travel arrangement & transportation services | 153

Treasury bonds | 242, 248  
 Treasury deposits | 235  
 Truck & special vehicles | 126  
 Tuition (high school) | 181  
 Tuition (junior college) | 181  
 Tuition (private university) | 181  
 Turkey | 260, 263  
 Turnover ratio of based on trading volume | 245  
 Turnover ratio of demand deposit | 9

**[U]**

U.S.A | 258, 261  
 Uchi | 292, 293  
 Uiam Dam | 292, 293  
 Uljin | 282, 283  
 Ulleungdo | 279, 280, 281  
 Ulsan | 16, 67, 100, 137, 140, 146, 188, 237, 238, 243, 279, 280, 281, 284, 286, 287, 296  
 Under middle school | 43  
 Unemployed | 23, 24, 25  
 Unemployment rates | 3, 23, 24, 25  
 Unit Price | 306  
 United Arab Emirates | 258, 262  
 United Kingdom | 18, 259, 261  
 United States | 19  
 Unknown | 295  
 Unpaid family workers | 40, 41  
 Unpaid workers | 40, 41  
 Unsaturated polyester resin | 117  
 Using fee for Korean dry sauna | 182  
 Utility models | 142  
 Uzbekistan | 260

**[V]**

Value | 244  
 Value index | 268  
 Value of domestic construction orders received | 6  
 Value of domestic machinery orders received (Excluding vessels, constant prices) | 6  
 Vegetables | 198, 202  
 Vegetables & seaweeds | 200

Vehicles, railroad | 295  
 Vessel, aircraft | 295  
 Vietnam | 258, 261  
 Visible assets expenditure | 199  
 Visits to North Korea | 253  
 Visits to South Korea | 253  
 Vocational institution | 32  
 Volume index | 268

**[W]**

Wage & salary workers | 40, 41  
 Waiting for enlistment | 33  
 Wardrobe | 175  
 Washing machine | 176  
 Waste treatment & resources recycling services | 164  
 Wastepaper | 297  
 Wastewater treatment services | 165  
 Water supply and sewage | 134  
 Water charge | 179  
 Water supply | 165  
 Water supply & miscellaneous services relating to the dwelling | 173  
 Water supply; sewage, waste management, materials recovery | 155  
 Water, waste treatment & recycling service | 164, 165  
 Watermelon | 174  
 Wearing & fur | 131  
 Wearing apparel, clothing accessories and fur articles | 46, 83, 87, 89, 93, 95, 99  
 West Texas Intermediate | 297  
 White rice | 174  
 Whole country | 65, 66, 67  
 Whole sale & retail sale | 124  
 Wholesale & retail trade | 145, 154, 240  
 Wholesale & retail trade, hotels & restaurants | 38, 39  
 Wholesale and retail trade | 45, 51, 53  
 Wholesale and retail trade, accommodation and food services | 205, 207, 209, 211, 213, 215, 217  
 Wholesale trade | 145  
 Women's Outer garment | 176

Women's bottoms | 176  
 Women's top | 176  
 Women's underwear | 176  
 Wonju | 140, 285, 288, 289  
 Wood & paper products | 160, 161, 194  
 Wood & wooden products | 161  
 Wood products of wood and cork; except furniture | 47, 83, 87, 89, 93, 95, 99, 106, 108  
 Wood, furniture and paper products | 78  
 Wooden | 132  
 Worker's preferential sav. deposits | 236  
 Workman's property formation | 236  
 Worksheet-based study program | 182

**[X]**

Xylene | 113

**[Y]**

Yangyang | 140  
 Yarns & threads & fabrics | 159  
 Yellow corvina | 175  
 Yemen | 263  
 Yeongsangang | 292, 293  
 Yeosu | 140, 282, 283, 284, 290, 291, 296  
 Yields on CD (91 days) | 242  
 Yields on CP (91 days) | 242  
 at market prices | 205  
 by purpose | 19  
 contract | 249  
 expenditure | 201  
 farm work commission | 201  
 million \$ | 305  
 rent | 201  
 years old | 26, 27, 28, 29, 31  
 years old and over | 26, 27, 28, 29, 31

# 통계표 정보 이용안내

## Information on Statistical Tables

| 통 계 표 명<br>(Statistical Tables)      | 수 록 항 목<br>(Statistical Table Items)                       | 시계열수<br>(Time series) | 자료출처 및 홈페이지<br>(Data Sources & Homepage)  |
|--------------------------------------|--|-----------------------|---|
| <b>I. 인구</b>                         |  |                       |   |
| 1. 인구동향                              | 전국, 시도별 출생아수, 사망자수, 혼인건수, 이혼건수                             | 연(5), 월(20)           | 통계청<br><a href="http://kosis.kr">http://kosis.kr</a>                            |
| 2. 인구가동                              | 총 이동, 16개 시도내 이동, 시도간 이동                                   | 연(7), 월(18)           | 통계청<br><a href="http://kosis.kr">http://kosis.kr</a>                            |
| 3. 시도별 순이동                           | 서울 등 16개 시도별 순이동, 5세 간격 순이동                                | 연(7), 월(18)           | 통계청<br><a href="http://kosis.kr">http://kosis.kr</a>                            |
| 4. 주요국 입국현황                          | 주요국별 (일본, 중국, 러시아, 영국, 미국 등), 목적별 (관광, 업무, 승무원 등)          | 연(3), 월(14)           | 한국관광공사<br><a href="http://www.visitkorea.or.kr">http://www.visitkorea.or.kr</a> |
| <b>II. 노동</b>                        |  |                       |   |
| 1. 경제활동인구 총량                         | 15세이상 인구 경제활동참가율, 고용률, 실업률의 총수 및 시도별 자료                    | 연(5), 월(19)           | 통계청 『경제활동인구월보』<br><a href="http://kosis.kr">http://kosis.kr</a>                 |
| 2. 연령계층별 경제활동인구                      | 15~19세, 20~24세 등 5세 간격 취업자, 실업자별 경제활동 인구                   | 연(5), 월(9)            | 통계청 『경제활동인구월보』<br><a href="http://kosis.kr">http://kosis.kr</a>                 |
| 3. 연령계층별 비경제활동인구                     | 15~19세, 20~24세 등 5세 간격 남자, 여자의 비경제활동 인구                    | 연(5), 월(9)            | 통계청 『경제활동인구월보』<br><a href="http://kosis.kr">http://kosis.kr</a>                 |
| 4. 실업률                               | 원계열 및 계절조정별, 남, 여별 실업률                                     | 월(49)                 | 통계청 『경제활동인구월보』<br><a href="http://kosis.kr">http://kosis.kr</a>                 |
| 4-1. 연령계층별 실업률                       | 15~19세, 20~24세 등 5세 간격 계층별 남, 여의 계층별 실업률                   | 연(5), 월(9)            | 통계청 『경제활동인구월보』<br><a href="http://kosis.kr">http://kosis.kr</a>                 |
| 5. 활동상태별 비경제활동인구                     | 계, 가사, 육아, 통학, 연로, 심신장애 등                                  | 연(5), 월(9)            | 통계청 <a href="http://kosis.kr">http://kosis.kr</a>                               |
| 6. 직업별 취업자                           | 관리자, 전문가 및 관련 종사자, 사무종사자, 서비스 종사자 등 시도별 취업자                | 연(4), 월(23)           | 통계청 『경제활동인구월보』<br><a href="http://kosis.kr">http://kosis.kr</a>                 |
| 7. 산업별 취업자                           | 농업, 임업 및 어업, 광공업, 사회간접자본 및 기타 서비스업, 16개 시도별 남자, 여자별        | 연(4), 월(20)           | 통계청 『경제활동인구월보』<br><a href="http://kosis.kr">http://kosis.kr</a>                 |
| 8. 종사상의 지위별 취업자                      | 자영업주, 무급가족종사자, 상용근로자, 임시 근로자, 일용근로자 등 시도별 취업자              | 연(5), 월(20)           | 통계청 『경제활동인구월보』<br><a href="http://kosis.kr">http://kosis.kr</a>                 |
| 8-1. 취업시간대별 취업자                      | 1~17시간, 18~35시간, 36~44시간, 45~33시간, 54시간 이상, 36시간 이상, 일시휴업자 | 연(5), 월(46)           | 통계청 『경제활동인구월보』<br><a href="http://kosis.kr">http://kosis.kr</a>                 |
| 9. 성 및 교육정도별 실업자                     | 중졸이하, 고졸, 대졸이상, 남자, 여자의 실업률                                | 연(5), 월(31)           | 통계청 『경제활동인구월보』<br><a href="http://kosis.kr">http://kosis.kr</a>                 |
| 10. 산업별 상용근로자 월평균임금 및 근로일수(10인이상)    | 전산업, 광업, 제조업, 전기, 가스업, 건설업, 도매 및 소매업, 숙박 및 음식점업, 운수업 등     | 연(3), 분기(9)           | 고용노동부<br><a href="http://www.moel.go.kr">http://www.moel.go.kr</a>              |
| 11. 광업 및 제조업 상용근로자 월평균 임금 및 근로일수     | 광업 및 제조업 분야 근로자의 임금총액 및 근로 일수                              | 연(3), 분기(9)           | 고용노동부<br><a href="http://www.moel.go.kr">http://www.moel.go.kr</a>              |
| 12. 노동생산성지수                          | 광공업, 광업, 제조업, 건설업 등의 노동생산성지수                               | 연(3), 분기(13)          | 한국생산성본부<br><a href="http://www.kpc.or.kr">http://www.kpc.or.kr</a>              |
| 12-1. 노동생산성지수(부가가치기준)                | 광공업, 광업, 제조업, 건설업 등의 부가가치기준 노동생산성지수                        | 연(3), 분기(13)          | 한국생산성본부<br><a href="http://www.kpc.or.kr">http://www.kpc.or.kr</a>              |
| <b>III. 소득소비자산</b>                   |  |                       |   |
| 1. 전국 가구의 가구당 월평균 가계수지(2인이상)         | 가구원수, 가구주연령, 소득, 경상소득, 근로소득, 등                             | 분기(24)                | 통계청<br><a href="http://kosis.kr">http://kosis.kr</a>                            |
| 2. 도시 가구의 가구당 월평균 가계수지(2인이상)         | 가구원수, 가구주연령, 소득, 경상소득, 근로소득, 등                             | 분기(24)                | 통계청<br><a href="http://kosis.kr">http://kosis.kr</a>                            |
| 3. 전국 가구의 가구원수별 가구당 월평균 가계수지(1인이상)   | 가구원수, 가구주연령, 가구분포, 전체평균, 1인, 2인, 3인, 4인, 5인 이상 등           | 분기(5)                 | 통계청<br><a href="http://kosis.kr">http://kosis.kr</a>                            |
| 4. 전국 가구의 가구주 연령별 가구당 월평균 가계수지(2인이상) | 가구원수, 가구주연령, 가구분포, 전체평균, 39세 이하, 40~49세, 50~59세, 60세 이상 등  | 분기(5)                 | 통계청<br><a href="http://kosis.kr">http://kosis.kr</a>                            |
| 5. 도시근로자가구의 월소득 10분위별 가구당 가계수지(2인이상) | 가구원수, 가구주연령, 가계지출, 소비지출, 비소비지출                             | 분기(1)                 | 통계청<br><a href="http://kosis.kr">http://kosis.kr</a>                            |
| <b>IV. 주거·국토이용</b>                   |  |                       |   |
| 1-1. 주요지역별 주택가격지수(매매)                | 전국, 수도권, 서울, 6대광역시의 종합, 아파트, 단독, 연립                        | 월(20)                 | 한국감정원<br><a href="http://www.kab.co.kr">http://www.kab.co.kr</a>                |
| 1-2. 주요지역별 주택가격지수(전세)                | 전국, 수도권, 서울, 6대광역시의 종합, 아파트, 단독, 연립                        | 월(20)                 | 한국감정원<br><a href="http://www.kab.co.kr">http://www.kab.co.kr</a>                |
| 2. 시도별 지가 변동률                        | 전국, 대도시, 시지역, 군지역, 수도권, 지방권, 서울, 부산 등 17 시도지역              | 연(7), 월(12)           | 한국감정원<br><a href="http://www.kab.co.kr">http://www.kab.co.kr</a>                |
| 3. 지목별 토지거래 현황                       | 합계, 전, 답, 대지, 임야, 공장용지, 기타의 필지, 면적                         | 년(3), 월(20)           | 한국토지주택공사 『토지거래통계』<br><a href="http://www.lh.or.kr">http://www.lh.or.kr</a>      |
| <b>V. 경제일반·경기기업경영</b>                |  |                       |   |
| 1. 경기종합지수                            | 선행종합지수, 동행종합지수, 후행종합지수, 선행지수 순환 변동지, 동행지수 순환 변동지           | 월(46)                 | 통계청 『경기종합지수』<br><a href="http://kosis.kr">http://kosis.kr</a>                   |

| 통 계 표 명<br>(Statistical Tables) | 수 록 항 목<br>(Statistical Table Items)                               | 시계열수<br>(Time series) | 자료출처 및 홈페이지<br>(Data Sources & Homepage)                   |
|---------------------------------|--|-----------------------|--|
| 2. 기업경기실사지수                     | 제조업, 비제조업의 실적, 전망  | 월(19)                 | 한국은행 경제통계시스템<br>http://ecos.bok.or.kr                      |
| 3. 소비자동향지수                      | 현재 생활형편, 생활형편 전망, 가계수입 전망 등 소비자<br>동향 자료                           | 월(19)                 | 한국은행 경제통계시스템<br>http://ecos.bok.or.kr                      |
| 4. 기업경영분석                       | 전산업, 제조업, 부채비율, 자기자본비율, 차입금의존도,<br>차입금대매출액 등                       | 분기(12)                | 한국은행 『주요경제지표』<br>http://ecos.bok.or.kr                     |
| 5. 산업별 신설법인수                    | 합계, 농업, 임업, 어업 및 광업, 제조업 등의 신설법인<br>수                              | 연(6), 월(13)           | 중소벤처기업부<br>http://www.mss.go.kr                            |
| <b>VI. 광업·제조업</b>               |  |                       |  |
| 1. 공업구조별 지수(원지수)                | 생산, 출하, 재고 공업 구조별 가중치, 지수  | 연(8), 월(36)           | 통계청 『광업·제조업동향조사』<br>http://kosis.kr                        |
| 2-1. 광공업생산지수(원지수)               | 총지수, 광업, 제조업, 전기, 가스, 증기 및 수도사업, 광<br>업, 제조업 등 가중치, 서울 등 17개 시도 자료 | 연(7), 월(20)           | 통계청 『광업·제조업동향조사』<br>http://kosis.kr                        |
| 2-2. 광공업생산지수(계절조정지수)            | 총지수, 광업, 제조업, 전기, 가스, 증기 및 수도사업, 광<br>업, 제조업 등 가중치                 | 월(17)                 | 통계청 『광업·제조업동향조사』<br>http://kosis.kr                        |
| 3-1. 생산자제품 출하지수(원지수)            | 총지수, 광업, 제조업, 전기, 가스, 증기 및 수도사업, 광<br>업, 제조업 등 가중치, 서울 등 17개 시도 자료 | 연(7), 월(20)           | 통계청 『광업·제조업동향조사』<br>http://kosis.kr                        |
| 3-2. 생산자제품 출하지수<br>(계절조정지수)     | 총지수, 광업, 제조업, 전기, 가스, 증기 및 수도사업, 광<br>업, 제조업 등 가중치                 | 월(17)                 | 통계청 『광업·제조업동향조사』<br>http://kosis.kr                        |
| 4-1. 생산자제품 재고지수(원지수)            | 총지수, 광업, 제조업, 광업, 제조업 등 가중치, 서울 등<br>17개 시도 자료                     | 연(7), 월(20)           | 통계청 『광업·제조업동향조사』<br>http://kosis.kr                        |
| 4-2. 생산자제품 재고지수<br>(계절조정지수)     | 총지수, 광업, 제조업, 광업, 제조업 등 가중치  | 월(17)                 | 통계청 『광업·제조업동향조사』<br>http://kosis.kr                        |
| 5. 시도별 광공업 생산·출하·재고지<br>수(원지수)  | 전국, 서울 등 17개 시도 생산, 출하, 재고 지수                                      | 연(7), 월(9)            | 통계청 『광업·제조업동향조사』<br>http://kosis.kr                        |
| 6. 제철·제조업 생산지수                  | 자본재, 중간재, 소비재 생산지수 가중치 및 원지수                                       | 연(7), 월(34)           | 통계청 『광업·제조업동향조사』<br>http://kosis.kr                        |
| 7. 제철·제조업 출하지수                  | 자본재, 중간재, 소비재 출하지수 가중치 및 원지수                                       | 연(7), 월(34)           | 통계청 『광업·제조업동향조사』<br>http://kosis.kr                        |
| 8. 제조업 가동률지수                    | 총지수, 음식료품 등 원지수 및 계절 변동 지수   | 연(7), 월(16)           | 통계청 『광업·제조업동향조사』<br>http://kosis.kr                        |
| 9. 제조업 생산능력지수                   | 총지수, 음식료품, 담배 등 품목별 원지수  | 연(7), 월(34)           | 통계청 『광업·제조업동향조사』<br>http://kosis.kr                        |
| 10. 주요 품목별 생산·출하·재고량            | 모래, 자갈, 천일염, 규석 등 주요 제품별 생산, 출하, 재<br>고량                           | 연(3), 월(16)           | 통계청 『광업·제조업동향조사』<br>http://kosis.kr                        |
| 11. 수요자 및 기종별 기계수주액             | 국내수요, 공공수요, 민간수요 등 수요자 및 원동기, 특<br>수산업용 기계 등 기종별 기계수주액             | 연(6), 월(13)           | 통계청 『기계수주동향』<br>http://kosis.kr                            |
| 12. 설비용 기계류 지수(원지수)             | 생산, 출하, 재고 및 설비용 기계류 가중치, 지수                                       | 연(8), 월(36)           | 통계청 『광업·제조업동향조사』<br>http://kosis.kr                        |
| <b>VII. 건설·교통·물류·정보통신</b>       |  |                       |  |
| 1. 발주자별 건설공사 수주액                | 공공부문, 민간부문의 발주자별 건설공사 수주액  | 연(5), 월(13)           | 통계청 『건설경기동향조사』<br>http://kosis.kr                          |
| 2. 건축물 건축허가                     | 자재별, 용도별, 시도별, 동수, 연면적별 건축허가                                       | 연(7), 월(13)           | 국토교통부<br>http://www.molit.go.kr                            |
| 3. 공종별 건설공사 수주액                 | 건축, 토목 등 공종별 건설공사 수주액  | 연(5), 월(13)           | 통계청 『건설경기동향조사』<br>http://kosis.kr                          |
| 4. 해운화물수송                       | 양곡, 유류, 시멘트, 유연탄, 목재, 철광석, 철재 등 입항<br>및 출항                         | 연(7), 월(13)           | 해운항만물류정보센터<br>http://www.spidc.go.kr                       |
| 5. 자동차 등록대수                     | 승용차, 승합차, 화물차의 총계 및 서울 부산 등 17개 시<br>도의 자가용 등록대수                   | 연(5), 월(7)            | 국토교통부<br>http://www.molit.go.kr                            |
| 6. 항공화물수송                       | 인천, 김포, 김해, 제주, 대구, 광주, 청주, 무안 양양, 여<br>수, 울산, 사천, 포항, 군산, 원주      | 연(7), 월(13)           | 한국공항공사 『항공통계』<br>http://www.airport.co.kr                  |
| 7. 인터넷기반                        | .kr 도메인 수, .한글 도메인, AS번호, IP(IPv4), ISP 현<br>황                     | 연(5), 월(13)           | 한국인터넷진흥원<br>http://isis.kisa.or.kr                         |
| 8. 지식재산권 출원·등록건수                | 특허, 실용신안, 디자인, 상표의 출원, 등록  | 연(6), 월(24)           | 특허청 『지식재산통계연보』,<br>『지식재산권통계 통계월보』<br>http://www.kipo.go.kr |
| <b>VIII. 도소매서비스</b>             |  |                       |  |
| 1. 도·소매업 생산지수                   | 도매 및 소매업, 자동차 및 부품판매업, 도매 및 상품중<br>개업, 소매(자동차업 제외) 항목별 생산지수        | 연(3), 월(8)            | 통계청 『서비스업동향조사』<br>http://kosis.kr                          |
| 2. 시도별 대형소매점 판매액지수<br>(불변 지수)   | 전국, 서울, 부산 등 16개 시도별 대형소매점 판매액지<br>수                               | 연(5), 월(13)           | 통계청 『서비스업동향조사』<br>http://kosis.kr                          |
| 3. 소매 및 음식 판매액지수                | 음식점 포함 소매판매액지수, 소매판매액지수, 음식점 및<br>주점업의 지수, 전년동월비                   | 연(5), 월(16)           | 통계청 『서비스업동향조사』<br>http://kosis.kr                          |
| 4. 제별 및 상품군별 판매액지수<br>(불변 지수)   | 총지수, 내구재, 준내구재, 비내구재 등 불변지수  | 연(3), 월(13)           | 통계청 『서비스업동향조사』<br>http://kosis.kr                          |
| 5. 소매업태별 판매액지수                  | 총지수, 백화점, 대형마트 등 소매업태별 판매액 지수(경<br>상지수, 불변지수, 계절조정지수)              | 연(3), 월(13)           | 통계청 『서비스업동향조사』<br>http://kosis.kr                          |
| 6. 온라인 쇼핑물 거래액                  | 종합물, 전문물 (컴퓨터 및 주변기기, 사무·문구 가전·전<br>자·통신기기, 서적 등) 거래액              | 연(1), 월(13)           | 통계청 『온라인쇼핑동향조사』<br>http://kosis.kr                         |

| 통 계 표 명<br>(Statistical Tables)                     | 수 록 항 목<br>(Statistical Table Items)                             | 시계열수<br>(Time series) | 자료출처 및 홈페이지<br>(Data Sources & Homepage) |
|---|--|-----------------------|--|
| 7. 서비스업 생산지수  | 총지수, 도매 및 소매업, 운수 및 창고업, 숙박 및 음식점업 등 경상지수, 불변지수                  | 연(5), 월(16)           | 통계청 『서비스업동향조사』<br>http://kosis.kr        |
| 8. 관광수지   | 관광수입(성장률, 1인당평균소비액), 관광지출(성장률, 1인당평균소비액), 관광수지                   | 연(6), 월(24)           | 한국관광공사<br>http://www.visitkorea.or.kr    |
| <b>IX. 물가</b>                                       |  |                       |  |
| 1. 생산자물가지수  | 총지수, 상품, 농림수산물, 광산품, 공산품, 서비스 품목별 가중치 등                          | 연(3), 월(13)           | 한국은행 경제통계시스템<br>http://ecos.bok.or.kr    |
| 2. 특수분류별 생산자물가지수                                    | 총지수, 식료품, 신선식품, 에너지, IT, 식료품 및 에너지 이외, 신선식품 및 에너지 이외, 가중치        | 연(7), 월(25)           | 한국은행 경제통계시스템<br>http://ecos.bok.or.kr    |
| 3. 국내공급물가지수   | 총지수, 원재료, 중간재, 최종재, 생산재, 가중치                                     | 연(16), 월(26)          | 한국은행 경제통계시스템<br>http://ecos.bok.or.kr    |
| 4. 소비자물가지수  | 총지수, 식료품·비주류음료, 주류·담배, 의류 및 신발, 주택·수도·전기 및 연료 등                  | 연(6), 월(13)           | 통계청 『소비자물가지수월보』<br>http://kosis.kr       |
| 5. 품목별 소비자물가지수<br>(지출목적별 분류)                        | 가중치, 식료품·비주류음료, 주류 및 담배, 의류 및 신발, 주택·수도·전기 및 연료 등                | 연(6), 월(13)           | 통계청 『소비자물가지수월보』<br>http://kosis.kr       |
| 6. 품목성질별 소비자물가지수                                    | 총지수, 상품, 농축수산물, 공업제품, 서비스, 집세, 공공서비스, 개인서비스 등                    | 연(3), 월(13)           | 통계청 『소비자물가지수월보』<br>http://kosis.kr       |
| 7. 특수분류별 소비자물가지수                                    | 신선식품지수, 신선식품제외, 생활물가지수, 자가주거비용포함지수, 자가비용, 가중치 등                  | 연(3), 월(13)           | 통계청 『소비자물가지수월보』<br>http://kosis.kr       |
| 8. 지역별 소비자물가지수<br>(지출목적별 분류)                        | 서울 등 16개 시도별 가중치, 총지수, 식료품·비주류음료, 주류·담배, 의류 및 신발 등               | 연(6), 월(13)           | 통계청 『소비자물가지수월보』<br>http://kosis.kr       |
| 9. 수출입 물가지수   | 총지수, 농림수산물, 공산품 수출, 수입의 물가지수, 가중치                                | 연(3), 월(13)           | 한국은행 『조사통계월보』<br>http://ecos.bok.or.kr   |
| 10. 특수분류별 수출입 물가지수                                  | 총지수, 무역분류별, 식료품, 식료품이외, IT, IT 이외의 수출, 수입 물가지수                   | 연(3), 월(13)           | 한국은행 『조사통계월보』<br>http://ecos.bok.or.kr   |
| 11. 농가 판매 및 구입 가격지수                                 | 총지수, 곡물, 청과물, 축산물, 기타농산물, 가계용품, 농업용품, 농촌임료금 등                    | 연(6), 분기(25)          | 통계청<br>http://kosis.kr                   |
| 12. 주요 분류별 농가 구입가격지수                                | 총지수, 가계용품, 농업용품, 농촌임료금 등   | 연(4), 분기(16)          | 통계청<br>http://kosis.kr                   |
| 13. 주요 분류별 농가 판매가격지수                                | 총지수, 곡물, 청과물, 축산물, 기타농산물별 가중치                                    | 연(4), 분기(16)          | 통계청<br>http://kosis.kr                   |
| <b>X. 국민계정</b>                                      |  |                       |  |
| 1. 경제활동별 국내총생산 성장기여도<br>(2015 지수기준년 연쇄가격, 원계열)      | 국내총생산(시장가격), 농림어업, 광업, 제조업, 전기가스 및 수도사업 등                        | 연(7), 분기(12)          | 한국은행 경제통계시스템<br>http://ecos.bok.or.kr    |
| 2-1. 경제활동별 국내총생산 및 국민총소득(당해년가격, 원계열)                | 국내총생산(시장가격), 농림어업, 광업, 제조업, 전기가스 및 수도사업 등                        | 연(8), 분기(12)          | 한국은행 경제통계시스템<br>http://ecos.bok.or.kr    |
| 2-2. 경제활동별 국내총생산 및 국민총소득(2015 지수기준년 연쇄가격, 원계열)      | 국내총생산(시장가격), 농림어업, 광업, 제조업, 전기가스 및 수도사업 등                        | 연(8), 분기(12)          | 한국은행 경제통계시스템<br>http://ecos.bok.or.kr    |
| 3-1. 경제활동별 국내총생산 및 국민총소득(당해년가격, 계절조정)               | 국내총생산(시장가격), 농림어업, 광업, 제조업, 전가 가스 및 수도사업 등                       | 분기(23)                | 한국은행 경제통계시스템<br>http://ecos.bok.or.kr    |
| 3-2. 경제활동별 국내총생산 및 국민총소득(2015 지수기준년 연쇄가격, 계절조정)     | 국내총생산(시장가격), 농림어업, 광업, 제조업, 전가 가스 및 수도사업 등                       | 분기(23)                | 한국은행 경제통계시스템<br>http://ecos.bok.or.kr    |
| 4. 경제활동별 국내총생산 및 국민총소득(전년동기비, 2015 지수기준년 연쇄가격, 원계열) | 국내총생산(시장가격), 농림어업, 광업, 제조업, 전가 가스 및 수도사업 등                       | 연(8), 분기(12)          | 한국은행 경제통계시스템<br>http://ecos.bok.or.kr    |
| 5. 경제활동별 국내총생산<br>(디플레이터, 지수, 원계열)                  | 국내총생산(시장가격), 순생산물세, 총부가가치(기초가격) 등                                | 연(8), 분기(12)          | 한국은행 경제통계시스템<br>http://ecos.bok.or.kr    |
| 6. 총저축과 총투자<br>(당해년가격, 원계열)                         | 국민총처분가능소득(민간소비, 정부소비, 총저축), 총저축률, 국내총자본형성(총고정자본형성, 재고증감), 국내총투자를 | 연(8), 분기(12)          | 한국은행 경제통계시스템<br>http://ecos.bok.or.kr    |
| <b>XI. 정부재정금융</b>                                   |  |                       |  |
| 1. 통합 재정수지  | 수입, 지출 및 순운자, 통합재정수지 등   | 월(19)                 | 기획재정부 http://www.moef.go.kr              |
| 2-1. 예금취급기관개관표(종합표)                                 | 자산, 부채, 자본계정, 통합조정 등   | 연(5), 월(13)           | 한국은행 『조사통계월보』<br>http://ecos.bok.or.kr   |
| 2-2. 예금취급기관개관표(중앙은행)                                | 자산, 국내자산, 국외자산, 부채, 자본계정 등                                       | 연(5), 월(13)           | 한국은행 『조사통계월보』<br>http://ecos.bok.or.kr   |
| 2-3. 예금취급기관개관표<br>(기타예금취급기관)                        | 국내신용, 국외자산, 부채, 자본계정, 통합조정 등                                     | 연(5), 월(13)           | 한국은행 『조사통계월보』<br>http://ecos.bok.or.kr   |
| 3. 한국은행계정   | 국내자산, 국외자산, 국내부채, 국외부채 등   | 연(5), 월(13)           | 한국은행 『조사통계월보』<br>http://ecos.bok.or.kr   |
| 4. 화폐발행잔액   | 발행잔액, 증감, 평균, 최고, 최저   | 연(10), 월(26)          | 한국은행 『조사통계월보』<br>http://ecos.bok.or.kr   |

| 통 계 표 명<br>(Statistical Tables) | 수 록 항 목<br>(Statistical Table Items)                | 시계열수<br>(Time series) | 자료출처 및 홈페이지<br>(Data Sources & Homepage) |
|---------------------------------|---|-----------------------|--|
| 5. 권화중별 화폐발행잔액                  | 총액, 은행권, 주화   | 연(10), 월(26)          | 한국은행 『조사통계월보』<br>http://ecos.bok.or.kr   |
| 6. M2(광의통화) 상품별 구성내역<br>(말잔)    | 현금통화, 요구불예금, 수시 입출식 저축성예금, MMF 등                    | 연(6), 월(13)           | 한국은행 『조사통계월보』<br>http://ecos.bok.or.kr   |
| 7. 예금은행 지급준비액                   | 예금, 지급준비액, 필요지급준비액, 초과지급준비액                         | 연(6), 월(25)           | 한국은행 『조사통계월보』<br>http://ecos.bok.or.kr   |
| 8. 예금은행 예금주별 예금(말잔)             | 총예금, 요구불예금, 저축성예금                                   | 연(7), 월(26)           | 한국은행 『조사통계월보』<br>http://ecos.bok.or.kr   |
| 9. 예금은행 종별 요구불예금(말잔)            | 총액, 당좌예금, 가계당좌예금, 보통예금, 별단예금, 공공예금, 국고예금, 여신관리자금    | 연(10), 월(26)          | 한국은행 『조사통계월보』<br>http://ecos.bok.or.kr   |
| 10. 예금은행 종별 저축성예금               | 총액, 정기예금, 정기적금, 상호부금, 주택부금, 저축예금, 기업자유예금, 근로자장기저축   | 연(10), 월(26)          | 한국은행 『조사통계월보』<br>http://ecos.bok.or.kr   |
| 11. 예금은행 지역별 예금(말잔)             | 전국 및 서울, 부산 등 17개 시도별 예금                            | 연(5), 월(13)           | 한국은행 『조사통계월보』<br>http://ecos.bok.or.kr   |
| 12. 예금은행 지역별 대출금(말잔)            | 전국 및 서울, 부산 등 17개 시도별 대출금                           | 연(5), 월(13)           | 한국은행 『조사통계월보』<br>http://ecos.bok.or.kr   |
| 13. 예금은행 자금별 대출금(말잔)            | 총대출금, 금융자금, 제정자금 등                                  | 연(10), 월(26)          | 한국은행 『조사통계월보』<br>http://ecos.bok.or.kr   |
| 14. 예금은행 산업별 대출금                | 총액, 농업, 임업 및 어업, 광업, 제조업, 전기, 가스, 증기 및 수도사업, 건설업 등  | 연(10), 분기(26)         | 한국은행 『조사통계월보』<br>http://ecos.bok.or.kr   |
| 15. 가계신용                        | 가계대출, 예금취급기관, 기타금융기관, 판매신용, 여신전문기관 등                | 연(8), 분기(12)          | 한국은행 『조사통계월보』<br>http://ecos.bok.or.kr   |
| 16. 시장금리                        | 무담보콜금리, CP유통수익률, 채권수익률 등                            | 연(5), 월(13)           | 한국은행 『조사통계월보』<br>http://ecos.bok.or.kr   |
| 17. 지역별 부도율                     | 서울, 부산, 대구, 인천 등 16개 시도별 부도율                        | 월(18)                 | 한국은행 『조사통계월보』<br>http://ecos.bok.or.kr   |
| 18. 어음교환 및 부도                   | 교환, 1장당 평균금액, 1일 평균교환, 부도, 부도율, 어음종류별 교환 및 부도 등     | 연(5), 월(13)           | 한국은행 『조사통계월보』<br>http://ecos.bok.or.kr   |
| 19. 증권 거래                       | 증권거래, 가중주가평균, 상장주식회전율, 코스피지수, 코스닥지수 등               | 연(7), 월(25)           | 한국거래소 『증권선물』<br>http://www.krx.co.kr     |
| 20. 증시 자금 조달                    | 유가증권시장 기업공개, 유가증권시장유상증자, 코스닥시장 기업공개, 코스닥시장 유상증자 등   | 연(10), 월(14)          | 금융감독원 『금융통계월보』<br>http://www.fss.or.kr   |
| 21. 주요 국공채 발행 및 잔액              | 국고채권, 국민주택채권, 통화안정증권, 산업금융채권, 서울지하철공채, 회사채 등        | 연(6), 월(13)           | 한국은행 『조사통계월보』<br>http://ecos.bok.or.kr   |
| 22. 코스피 200 선물 거래실적             | 거래실적, 스프레드, 종목의 거래일수, 계약수(합계, 일평균), 계약금액(합계, 일평균) 등 | 연(3), 월(16)           | 한국거래소<br>http://www.krx.co.kr            |
| 23. 보험사업의 주요지표                  | 생명보험, 손해보험의 보험료수익, 지급보험금, 총자산 등                     | 연(6), 분기(12)          | 금융감독원 『금융통계월보』<br>http://www.fss.or.kr   |
| 24. 보험사업의 경영효율                  | 생명보험, 손해보험의 신계약률, 효력상실·해약률, 사업비율, 자산운용이익률 등         | 연(5), 월(13)           | 금융감독원 『금융통계월보』<br>http://www.fss.or.kr   |
| 25. 남북 인적교류현황                   | 북한방문, 남한방문 신청, 승인, 성사 건수, 인원수                       | 연(7), 월(13)           | 통일부<br>http://www.unikorea.go.kr         |
| <b>XII. 무역국제수지</b>              |   |                       |  |
| 1. 수출입 총괄                       | 무역총액, 수출, 수입 수출입초과                                  | 연(14), 월(30)          | 관세청<br>http://www.customs.go.kr          |
| 2. 주요국별 수출                      | 미국, 일본, 홍콩, 중국, 독일, 싱가포르, 대만, 인도네시아, 필리핀 등 49개국     | 연(7), 월(13)           | 한국무역협회<br>http://www.kita.net            |
| 3. 주요국별 수입                      | 미국, 일본, 홍콩, 중국, 독일, 싱가포르, 대만, 인도네시아, 필리핀 등 49개국     | 연(7), 월(13)           | 한국무역협회<br>http://www.kita.net            |
| 4. 품목별 수출입                      | 식품 및 산동물, 음료 및 담배, 비식용원재료, 광물성연료, 윤활유 및 관련물질 등      | 연(7), 월(13)           | 한국무역협회<br>http://www.kita.net            |
| 5. 국제수지                         | 경상수지, 자본·금융계정, 오차 및 누락 등                            | 연(14), 월(25)          | 한국은행 『조사통계월보』<br>http://ecos.bok.or.kr   |
| 6. 무역지수 및 교역조건                  | 물량지수, 단가지수, 순상품교역조건지수, 소득교역조건지수                     | 연(10), 월(26)          | 한국은행 『조사통계월보』<br>http://ecos.bok.or.kr   |
| 7. 주요통화의 제정된 매매기준율              | 영국, 유로, 일본, 캐나다, 싱가포르, 중국, 홍콩, 스위스, 호주, 사우디아라비아     | 연(7), 월(13)           | 서울외국환중개(주)<br>http://www.smbbs.biz       |
| 8. 외환보유액                        | 금, 특별인출권, 국제통화기금, 외환                                | 연(15), 월(28)          | 한국은행 경제통계시스템<br>http://ecos.bok.or.kr    |
| 9. 대미달러환율                       | 매매기준율, 외국환은행 대고객전신환 매입율, 외국환은행 대고객전신환 매도율           | 연(15), 월(28)          | KEB 하나은행<br>www.kebhana.com              |

| 통 계 표 명<br>(Statistical Tables) | 수 록 항 목<br>(Statistical Table Items)                 | 시계열수<br>(Time series) | 자료출처 및 홈페이지<br>(Data Sources & Homepage)  |
|---------------------------------|--|-----------------------|---|
| 10. 해외직접투자                      | 투자금액, 아시아, 북미, 중남미, 유럽, 중동, 아프리카, 대양주                | 연(6), 월(24)           | 한국수출입은행<br><a href="http://www.koreaexim.go.kr">http://www.koreaexim.go.kr</a>  |
| 11. 대외채무 및 대외채권                 | 일반정부, 중앙은행, 예금취급기관, 기타부문 등 대외 채무 및 채권                | 연(6), 분기(12)          | 한국은행 경제통계시스템<br><a href="http://ecos.bok.or.kr">http://ecos.bok.or.kr</a>       |
| 12. 국제투자 대조표(I)                 | 대외금융자산, 직접투자, 증권투자, 파생금융상품, 기타투자, 준비자산 등             | 년(4), 분기(12)          | 한국은행 경제통계시스템<br><a href="http://ecos.bok.or.kr">http://ecos.bok.or.kr</a>       |
| 13. 국제투자 대조표(II)                | 대외금융부채, 직접투자, 증권투자, 파생금융상품, 기타투자, 순대외금융자산 등          | 년(4), 분기(12)          | 한국은행 경제통계시스템<br><a href="http://ecos.bok.or.kr">http://ecos.bok.or.kr</a>       |
| <b>XIII. 환경농림수산</b>             |  |                       |   |
| 1. 일기일수                         | 강릉, 서울 등 12개 도시의 맑은날, 흐린날, 강수일수                      | 연(3), 월(12)           | 기상청<br><a href="http://www.kma.go.kr">http://www.kma.go.kr</a>                  |
| 2. 기상관측                         | 강릉, 서울 등 12개 도시의 평균해면기압, 평균기온, 평균상대습도, 강수량           | 연(7), 월(16)           | 기상청<br><a href="http://www.kma.go.kr">http://www.kma.go.kr</a>                  |
| 3. 대기중 중금속 오염도 현황               | 서울, 부산 등 11개 도시의 납 오염도                               | 연(5), 월(20)           | 환경부 『대기환경월보』<br><a href="http://www.me.go.kr">http://www.me.go.kr</a>           |
| 4. 주요 도시 빗물의 산도                 | 서울, 부산 등 10개 도시의 빗물의 산도                              | 연(5), 월(20)           | 환경부 『대기환경월보』<br><a href="http://www.me.go.kr">http://www.me.go.kr</a>           |
| 5. 주요 도시별 대기오염도                 | 서울, 부산, 대구, 인천, 광주 등 21개 도시의 이산화황, 미세먼지, 오존, 이산화질소   | 연(7), 월(13)           | 환경부 『대기환경월보』<br><a href="http://www.me.go.kr">http://www.me.go.kr</a>           |
| 6. 주요 강별 수질오염도                  | 한강, 낙동강 등 4대강 유역의 생물학적 산소요구량, 용존산소                   | 연(7), 월(13)           | 환경부<br><a href="http://www.me.go.kr">http://www.me.go.kr</a>                    |
| 7. 화재발생 건수 및 피해                 | 시도별, 발생건수, 인명피해, 재산피해액, 원인별 발생건수, 장소별 발생건수 등         | 연(10), 월(13)          | 국민안전처 국가화재정보센터<br><a href="http://www.nfds.go.kr">http://www.nfds.go.kr</a>     |
| 8. 연안의 수질 현황                    | 인천, 아산, 군산 등 연안도시의 용존산소량, 화학적 산소요구량                  | 연(7), 분기(13)          | 국립수산과학원, 해양환경관리공단<br><a href="http://www.nfrdi.re.kr">www.nfrdi.re.kr</a>       |
| 9. 원자재 수입동향                     | 고철, 알루미늄, 수입유가, 국제유가, 골재, 폐지 등                       | 월(35)                 | 한국환경공단<br><a href="http://www.keco.or.kr">http://www.keco.or.kr</a>             |
| 10. 축종별 농장수·가구수 및 마릿수           | 한우우, 젖소, 돼지, 닭의 시도별 사육 두수                            | 분기(16)                | 통계청<br><a href="http://kosis.kr">http://kosis.kr</a>                            |
| 11. 어업별 생산량                     | 일반해면, 천해양식, 원양, 내수면의 시도별 생산량                         | 연(7), 월(11)           | 통계청<br><a href="http://kosis.kr">http://kosis.kr</a>                            |
| <b>XIV. 에너지</b>                 |  |                       |   |
| 1. 에너지원별 생산·공급 및 수출입            | 무연탄, 수력, 원자력, 석탄, LNG 등 에너지원별 생산, 공급, 수입, 수출, 에너지순수입 | 연(6), 월(13)           | 에너지경제연구원 『에너지통계월보』<br><a href="http://www.keei.re.kr">http://www.keei.re.kr</a> |
| 2. 에너지 수급                       | 무연탄, 유연탄, 원유 및 석유제품 및 가스의 수급 현황                      | 연(6), 월(13)           | 에너지경제연구원 『에너지통계월보』<br><a href="http://www.keei.re.kr">http://www.keei.re.kr</a> |
| 3. 에너지 가격                       | 휘발유, 등유, 경유, 중질중유, 프로판, 부탄, 석탄 등 에너지 가격 현황           | 연(6), 월(13)           | 에너지경제연구원 『에너지통계월보』<br><a href="http://www.keei.re.kr">http://www.keei.re.kr</a> |
| 4. 전력총량                         | 설비용량, 공급능력, 최대전력, 평균전력, 공급예비력, 설비예비율, 발전전력량 등        | 연(7), 월(13)           | 한국전력공사 『전력통계속보』<br><a href="http://www.kepco.co.kr">http://www.kepco.co.kr</a>  |
| 5. 판매 전력량                       | 가정용, 공공용, 서비스업, 농림어업, 광업, 제조업 등, 17개 시도별 판매 전력량      | 연(7), 월(20)           | 한국전력공사 『전력통계속보』<br><a href="http://www.kepco.co.kr">http://www.kepco.co.kr</a>  |



## 통계간행물 및 마이크로데이터 안내

### I. 통계간행물

#### ○ 종합간행물

| 간행물명   | 수 록 내 용  | 발간시기 | 발간주기 | 가격      |
|--------|--|------|------|---------|
| 한국통계연감 | 인구, 노동 및 임금, 광공업, 도소매업, 무역, 국민계정 등 16개 분야 약 320종의 국내 자료를 종합 수록 | 3월   | 1년   | 27,000원 |

#### ○ 경제

| 간행물명                              | 수 록 내 용   | 발간시기 | 발간주기 | 가격      |
|-----------------------------------|---|------|------|---------|
| 건설업조사보고서                          | 건설업조사 결과로서 기업체수, 종사자수, 급여, 매출액, 공사비용, 부가가치 등 수록                   | 12월  | 1년   | 9,000원  |
| 광업·제조업조사<br>보고서<br>(Ⅰ 전국편, Ⅱ 지역편) | 광업·제조업조사 결과로서 사업체수, 종사자수, 급여액, 출하액, 주요생산비, 부가가치, 유형자산 등 수록        | 12월  | 1년   | 40,000원 |
| 도소매업조사보고서                         | 도소매업조사 결과로서 도소매업 및 숙박음식점업의 사업체수, 종사자수, 매출액, 영업비용 등 수록             | 1월   | 1년   | 20,000원 |
| 전국사업체조사                           | 전국사업체조사 결과로서 전 산업의 산업세제분류별 총괄, 시도별 사업체수, 종사자수 등 수록                | 12월  | 1년   | 14,000원 |
| 서비스업조사보고서<br>(제1권, 제2권)           | 서비스업조사 결과로서 사업체수, 종사자수, 매출액, 영업비용 등 수록<br>(운수업, 전문 과학 기술 서비스업 제외) | 1월   | 1년   | 36,000원 |

## ○ 경제

| 간행물명      | 수 록 내 용  | 발간시기 | 발간주기 | 가격      |
|-----------|--|------|------|---------|
| 소비자물가지수연보 | 전 도시 및 지역별 소비자물가지수, 460개 품목에 대한 소비자물가지수 등을 연도별, 월별로 종합   | 5월   | 1년   | 15,000원 |
| 운수업조사보고서  | 운수업조사 결과로서 기업체수, 종사자수, 급여액, 차량대수, 매출액, 영업비용 등 수록   | 12월  | 1년   | 15,000원 |
| 지역소득통계    | 경제활동별 지역내총생산, 지역내총부가가치 및 요소소득, 지역내총생산에 대한 지출, 지역별 제도부문별 소득계정 등 수록  | 7월   | 1년   | 14,000원 |
| 경제활동인구연보  | 경제활동인구총괄, 산업별 취업자, 연령계층별 실업자 등 전국자료 통계표 14개표, 연령계층별취업자, 산업별취업자 등 지역자료 통계표 6개표, 연령계층·산업 및 성별취업자, 연령계층·교육정도 및 성별실업자 등 특성별 전국 연평균 17개 통계표, 주요항목별 표본오차 | 5월   | 1년   | 10,000원 |

## ○ 인구, 사회

| 간행물명                        | 수 록 내 용   | 발간시기     | 발간주기 | 가격     |
|-----------------------------|---|----------|------|--------|
| 국내인구이동통계연보<br>(주민등록에 의한 집계) | 전국의 읍면동 사무소에 신고한 전입 신고서를 기초로 인구이동 관련항목을 종합 집계하여 수록( 시도 및 성별, 시군구 및 월별 이동자 수 등)            | 2월       | 1년   | 9,000원 |
| 국제인구이동통계연보                  | 법무부 출입국 외국인정책본부의 내국인 및 외국인 출입국 현황 자료를 기초로 체류기간이 90일을 초과한 국가 간 이동자를 대상으로 관련 항목을 종합 집계하여 작성 | 8월       | 1년   | 4,000원 |
| 장래인구특별추계<br>(2017~2067)     | 장래인구특별추계 개요, 2017~2067년까지 장래인구특별추계 주요 결과 등 수록   | 2019. 6. | 부정기  | 9,000원 |
| 장래인구추계 시도편<br>(2017~2047)   | 시도별 장래인구추계 개요, 2017~2047년까지 시도별 장래인구추계 주요결과 등 수록  | 2019. 8. | 5년   | 9,000원 |

## ○ 인구, 사회

| 간행물명                      | 수 록 내 용   | 발간시기     | 발간주기 | 가격      |
|---------------------------|---|----------|------|---------|
| 장래가구특별추계<br>(2017~2047)   | 장래가구특별추계 개요, 2017~2047년<br>장래가구특별추계 주요 결과 등 수록  | 2020. 1. | 5년   | 9,000원  |
| 장래가구추계 시도편<br>(2015~2045) | 시도별 장래가구추계 개요, 2015~2045년<br>시도별 장래가구추계 주요결과 등 수록   | 2017. 9. | 5년   | 12,000원 |
| 사회조사보고서                   | 국민생활의 모습과 의식구조변화를<br>파악하고 삶의 질 측정하기 위하여<br>‘복지, 사회참여, 문화와 여가, 소<br>득과 소비, 노동, 보건, 교육, 안전,<br>가족, 환경’ 등 10개 부문으로 구성<br>되어 매년 5개 부문씩 선정하여 조사<br>한 결과 수록 | 12월      | 1년   | 12,000원 |
| 한국의 사회지표                  | 우리나라의 사회 경제 및 문화적 상<br>황이 어떻게 변해왔으며 지금은 어떤<br>모습인가를 파악할 수 있게 하는 다<br>양한 지표들을 제공   | 3월       | 1년   | 14,000원 |
| 한국의 사회동향                  | 국민의 삶의 질과 우리 사회의 발전<br>수준을 사회지표와 국가 승인통계를<br>활용하여 국민의 생활영역별로 알기<br>쉽게 분석하여 발간하는 서술형 보고<br>서   | 12월      | 1년   | 12,000원 |
| 경제활동인구연보                  | 국민의 경제활동(취업, 실업, 노동력<br>등) 특성을 조사한 결과로서 성별,<br>연령계층별 경제활동인구, 활동상태<br>별 비경제활동인구, 산업 및 직업별<br>취업자, 연령계층별 실업자 등 자료<br>수록                                 | 5월       | 1년   | 10,000원 |
| 가계금융·복지조사<br>보고서          | 가계 자산, 부채, 소득 및 지출, 빈<br>곤지표 등 수록   | 2월       | 1년   | 6,000원  |

## ○ 인구, 사회

| 간행물명                     | 수 록 내 용  | 발간시기      | 발간주기 | 가격      |
|--------------------------|--|-----------|------|---------|
| 생활시간조사보고서<br>(3권)        | 국민들이 하루 24시간을 어떤 형태로 보내고 있는지를 파악하여 국민의 생활방식과 삶의 질을 측정하고, 주어진 시간을 효율적으로 활용하는데 필요한 자료 제공 | 2015. 9.  | 5년   | 55,000원 |
| 2014 생활시간조사<br>이용자 가이드라인 | 2014 생활시간조사에 대한 이해를 돕기 위하여 생활시간조사의 조사방법 자료처리 예시 등을 수록                                  | 2016. 12. | 부정기  | 5,000원  |

## ○ 총조사

## - 경제

| 간행물명                                    | 수 록 내 용  | 발간시기      | 발간주기 | 가격      |
|---|--|-----------|------|---------|
| 경 제 총 조 사 보 고 서<br>2015<br>(산업, 전국편 3권) | 경제총조사 결과 전국편으로 해당 산업의 조직형태별, 종사자규모별로 사업체수, 종사자수 등에 자료 수록               | 2017. 11. | 5년   | 90,000원 |
| 경 제 총 조 사 보 고 서<br>2015<br>(산업, 지역편 3권) | 경제총조사 결과 지역편으로 해당 산업의 시도별, 시군구별로 사업체수, 종사자수 등에 관한 자료 수록                | 2017. 11. | 5년   | 77,000원 |
| 경 제 총 조 사 보 고 서<br>2015<br>(산업, 특성편)    | 경제총조사 결과 특성편으로 해당 산업의 조직형태, 매출액규모, 종사자규모, 사업체수, 종사자수, 주요지표 등에 관한 자료 수록 | 2017. 11. | 5년   | 32,000원 |
| 경 제 총 조 사 보 고 서<br>2015<br>(기업체편)       | 경제총조사 결과 기업체편으로 종사자규모별, 매출액규모별 기업체수, 종사자수, 사업실적, 유무형자산 등에 관한 자료 수록     | 2017. 11. | 5년   | 17,000원 |

## ○ 총조사

- 인구 주택

| 간행물명                                  | 수 록 내 용  | 발간시기      | 발간주기 | 가격       |
|---------------------------------------|--|-----------|------|----------|
| 2015 인구주택총조사<br>보고서<br>(전국)           | 2015년 11월 1일 0시 현재 대한민국<br>영토 중 행정권이 미치는 전 지역의<br>인구·가구·주택에 대한 조사 결과를<br>수록  | 2016. 12. | 5년   | 20,000원  |
| 2015 인구주택총조사<br>보고서<br>(지역 총17권)      | 2015년 11월 1일 0시 현재 대한민국<br>영토 중 행정권이 미치는 지역의 인<br>구, 가구, 주택에 대한 조사 결과를<br>수록   | 2016. 12. | 5년   | 269,000원 |
| 2015 인구주택총조사<br>보고서<br>(표본조사 총10권)    | 2015년 11월 1일 0시 현재 대한민국<br>영토 중 행정권이 미치는 전 지역의<br>표본조사 항목에 대한 조사 결과를<br>수록   | 2016. 12. | 5년   | 247,000원 |
| 2015 인구주택총조사<br>보고서<br>(성씨 및 본관)      | 2015년 11월 1일 0시 현재 대한민국<br>영토 중 행정권이 미치는 지역의 성<br>씨본관에 대한 조사 결과를 광범위하<br>게 수록  | 2016. 12. | 15년  | 30,000원  |
| 2015 인구주택총조사<br>보고서<br>(전수 부문 CD)     | 2015년 11월 1일 0시 현재 대한민국<br>영토 중 행정권이 미치는 전 지역의<br>인구·가구·주택에 대한 조사 결과를<br>수록  | 2016. 12. | 5년   | 25,000원  |
| 인구주택총조사<br>보고서<br>(등록센서스 방식<br>집계 결과) | 매년 11월 1일 0시 현재를 기준으로<br>15개 기관과 400여 대학의 주민등록<br>부, 외국인등록부, 건축물대장, 학적<br>부 등 25종의 행정자료를 활용하여<br>연계 및 보완한 후 집계한 등록센서<br>스 방식의 결과 | 10월       | 1년   | 20,000원  |

## ○ 총조사

- 농림어업

| 간행물명                                 | 수 록 내 용   | 발간시기      | 발간주기 | 가격      |
|--------------------------------------|---|-----------|------|---------|
| 2015 농림어업총조사<br>보고서<br>(농업 4권)       | 우리나라의 모든 농가를 대상으로 가<br>구원 및 농업 경영구조 등의 조사결<br>과 수록    | 2016. 12. | 5년   | 55,000원 |
| 2015 농림어업총조사<br>보고서<br>(임업 2권)       | 우리나라의 모든 임가를 대상으로 가<br>구원 및 임업 경영구조 등의 조사결<br>과 수록    | 2016. 12. | 5년   | 36,000원 |
| 2015 농림어업총조사<br>보고서_어업<br>(해수면 3권)   | 우리나라의 모든 해수면 어가를 대상<br>으로 가구원 및 어업경영 구조 등의<br>조사결과 수록 | 2016. 12. | 5년   | 53,000원 |
| 2015 농림어업총조사<br>보고서_어업<br>(내수면어업 2권) | 우리나라의 모든 내수면 어가를 대상<br>으로 가구원 및 어업경영 구조 등의<br>조사결과 수록 | 2016. 12. | 5년   | 37,000원 |
| 2015 농림어업총조사<br>보고서<br>(지역 3권)       | 우리나라의 읍·면, 행정리를 대상으<br>로 조사한 결과 수록                    | 2016. 12. | 5년   | 71,000  |

## ○ 표준분류

| 간행물명                    | 수 록 내 용   | 발간시기      | 발간주기 | 가격      |
|-------------------------|---|-----------|------|---------|
| 한 국 표 준 산 업 분 류<br>2017 | UN이 권고하는 국제표준산업분류를<br>기초로 국내 산업구조를 반영하여 분<br>류      | 2016. 12. | 부정기  | 20,000원 |
| 한 국 표 준 직 업 분 류<br>2017 | IL0의 국제표준직업분류(ISCO-08)를<br>기초로 국내 직업구조를 반영하여 분<br>류 | 2017. 8.  | 부정기  | 14,000원 |

## ○ 지식제공 간행물

| 간행물명                                 | 수 록 내 용   | 발간시기      | 발간주기 | 가격       |
|--------------------------------------|---|-----------|------|----------|
| 인구대사전                                | 인구학과 인구통계에 관한 이론과 전문용어를 알기 쉽게 해설하고, 인구현상과 변화를 종합 논의한 우리나라 유일한 인구관련 백과사전 | 2016. 12. | 부정기  | 120,000원 |
| 선생님,<br>짜궁 좀 바꿔주세요                   | 초등학생들이 학교와 가정에서 활용할 수 있는 통계를 중심으로 재미있게 읽을 수 있는 쉽고 유익한 통계동화책             | 2008. 12. | 부정기  | 8,000원   |
| 애들아,<br>마법풍선 불어볼까?                   | 초등학생들이 통계에 대하여 흥미와 관심을 가질 수 있도록 총 15편의 이야기로 전개하여 30개 도표를 수록             | 2012. 12. | 부정기  | 9,000원   |
| 통계속의 재미있는<br>세상이야기<br>(2012년 개정 증보판) | 중·고교생에게 통계를 이해하기 쉽게 삽화 등 수록   | 2013. 5.  | 부정기  | 12,000원  |
| 통계와 함께해요,<br>빅데이터                    | 지식 정보화 시대에 초등학생들에게 합리적인 통계사고와 문제 해결능력을 배양하게 함으로써 통계의 이해도와 통계청 인지도 제고    | 2016. 12. | 부정기  | 8,000원   |
| 우리는 통계 삼총사                           | 통계대회와 통그라미(통계패키지)를 주제로 한 이야기를 통해 초등학생들이 통계에 대하여 흥미와 관심을 가질 수 있도록 함      | 2017. 12  | 부정기  | 11,000원  |
| 삼국시대부터 조선시대까지<br>역사에 숨은 통계이야기        | 중학생들이 역사 속 통계에 관한 6가지 재미있는 이야기를 통해 통계에 대하여 흥미와 관심을 갖고, 통계의 역할과 중요성 제고   | 2019. 12  | 부정기  | 12,000원  |

## II. 간행물 CD

| 간행물명                 | 수 록 내 용   | 발간시기      | 발간주기 | 가격      |
|----------------------|---|-----------|------|---------|
| 2015 인구주택총조사<br>(전수) | 2015년 11월 1일 0시 기준으로 실시한 인구주택총조사 전수조사 결과를 수록<br>(인구, 가구, 주택, 시도편) | 2016. 12. | 5년   | 25,000원 |

### III. 마이크로데이터

#### ○ 총조사

| 조 사 명   | 제 공 항 목   | 제공년도  | 조사주기                      | 통계종류       | 비고                |
|---------|---|---|---------------------------|------------|-------------------|
| 인구주택총조사 | 성별, 나이, 교육정도, 출생지, 5년전 거주지, 경제활동상태, 가구사항, 주택사항 등                            | 1960, 1966, 1970 ~ 2010 (5년 주기), *2013, **2015 ~ 2018 | 전수 : 1년 (2015. ~) 표본 : 5년 | 지정 조사      | * 세종시<br>** 전수 조사 |
| 경제총조사   | 행정구역, 대표자성별, 창설연월, 산업분류, 종사자수, 영업기간, 사업장면적, 매출액, 사업실적 등                     | 2010, 2015  | 5년                        | 지정 조사 (전수) |                   |
| 서비스업총조사 | 행정구역, 대표자성별, 창설연월, 산업분류, 종사자수, 영업기간, 사업장면적, 사업실적, 유형자산 등                    | 1996, 2001, 2005                                      | 5년                        | 지정 조사 (전수) |                   |
| 농업총조사   | 영농형태, 성별, 나이, 교육정도, 주 농사분야, 농업종사기간, 경지·작물·가축·농기계·농축산물판매·친환경농업·생활여건에 관한 사항 등 | 2000, 2005, 2010, 2015                                | 5년                        | 지정 조사 (전수) |                   |
| 임업총조사   | 임업형태, 가구원 성별, 나이, 교육정도, 주 종사분야, 임업종사경력, 산림면적, 임산물채취량, 임산물판매, 임업정보화 등        | 2005, 2010, 2015                                      | 5년                        | 지정 조사 (전수) |                   |
| 어업총조사   | 행정구역, 가구원수, 전검업구분, 어업형태 종사자수, 수산물판매, 경영주 어업경력, 양식어업여종, 양식방법 등               | 2000, 2005, 2010, 2015                                | 5년                        | 지정 조사 (전수) |                   |



## ○ 인구

| 조 사 명          | 제 공 항 목   | 제공년도          | 조사주기 | 통계종류             | 비고 |
|----------------|---|---------------|------|------------------|----|
| 국내인구이동통계       | 전입지(시도, 시군구, 읍면동), 전입연월일, 전입구분, 전출지, 전입사유, 세대주, 1인 이동여부, 이동자 등                    | 1986<br>~2018 | 월    | 지정<br>보고         |    |
| 인구동향조사<br>(출생) | 신고연월일, 혼인중의 자 여부, 출생일자(연월), 출생 장소, 주소(시도, 시군구), 부모연령, 부모직업, 부모교육정도, 임신주수, 출생아체중 등 | 1981<br>~2018 | 월    | 지정<br>조사<br>(전수) |    |
| 인구동향조사<br>(사망) | 신고연월일, 사망자주소(시도, 시군구), 성별, 사망연월일, 사망시간, 사망 장소, 사망자직업, 진단자, 혼인상태, 교육정도 등           | 1983<br>~2018 | 월    | 지정<br>조사<br>(전수) |    |
| 인구동향조사<br>(혼인) | 신고연월일, 등록기준지, 주소(시도, 시군구), 실제결혼연월일, 직업, 최종졸업학교, 혼인종류, 연령 등                        | 1981<br>~2018 | 월    | 지정<br>조사<br>(전수) |    |
| 인구동향조사<br>(이혼) | 신고연월일, 주소(시도, 시군구), 실제결혼연월, 이혼의 종류, 사유, 최종졸업학교, 직업, 이혼연령, 동거기간 등                  | 1981<br>~2018 | 월    | 지정<br>조사<br>(전수) |    |
| 사망원인통계         | 신고연월일, 사망자주소(시도, 시군구), 성별, 사망연월일, 사망시간, 사망 장소, 사망자직업, 진단자, 혼인상태, 교육정도, 원사인코드 등    | 1983<br>~2018 | 1년   | 지정<br>가공         |    |

## ○ 가구, 사회

| 조 사 명         | 제 공 항 목  | 제공년도          | 조사주기 | 통계종류             | 비고                                |
|---------------|--|---------------|------|------------------|-----------------------------------|
| 가계동향조사        | 가구구분, 가구원수, 배우자유무, 가구주, 가구원, 취업배우자, 취업자녀, 입주형태, 사용면적, 주택소유구분, 가중치, 소득 및 지출 각 항목 등                  | 1990<br>~2019 | 분기   | 지정<br>조사<br>(표본) | 가계<br>금융<br>복지<br>조사로<br>승인<br>변경 |
| 가계금융복지조사      | 가구구분, 전용면적, 가구원수, 가구주성별, 교육정도, 산업, 직업, 연간소득, 자산, 저축액, 부채액 등  | 2010<br>~2019 | 1년   | 지정<br>조사<br>(표본) |                                   |
| 경제활동인구조사      | 성별, 연령, 교육정도, 활동상태 취업여부, 구직여부, 종사상지위, 산업 및 직업 분류 등   | 1986<br>~2020 | 월    | 지정<br>조사<br>(표본) |                                   |
| 초·중·고 사교육비 조사 | 지역구분, 시도구분, 학생 성별 구분, 학생 성적 구분, 부모 교육정도, 부모 연령, 부모의 경제활동, 일반교과 사교육 목적, 예체능 사교육 목적 등                | 2007<br>~2018 | 1년   | 지정<br>조사<br>(표본) |                                   |
| 사회조사          | 가구원번호, 만나이, 성별, 가구주와의관계, 교육정도, 혼인상태, 거처의종류, 점유형태, 건강평가, 학교생활만족도, 가사분담실태, 단체참여, 독서, 주말이나 휴일의 여가활동 등 | 1990<br>~2019 | 1년   | 지정<br>조사<br>(표본) |                                   |
| 생활시간조사        | 가구원번호, 조사요일, 주택종류, 소유형태, 가구주와의 관계, 성별, 만 나이, 혼인상태, 교육정도, 주행동 시간량 등                                 | 1999<br>~2014 | 5년   | 지정<br>조사<br>(표본) |                                   |

## ○ 가구, 사회

| 조 사 명                    | 제 공 항 목  | 제공년도  | 조사주기           | 통계종류             | 비고 |
|--------------------------|--|---|----------------|------------------|----|
| 지역별고용조사                  | 행정구역코드, 가구주관계, 혼인 상태, 지난일주간활동상태, 일시 휴직여부, 부업여부, 구직가능성, 구직활동기간 등                      | 2008<br>~2010<br>2010<br>~2012<br>2013<br>~2019 | 연간<br>분기<br>반기 | 지정<br>조사<br>(표본) |    |
| 이민자체류실태조사<br>(구.외국인고용조사) | 성별, 국적, 교육정도, 혼인상태, 가구 유형, 거처 종류 등   | 2012<br>~2019                                   | 1년             | 지정<br>조사<br>(전국) |    |
| 녹색생활조사                   | 성별, 생년월일, 가구주와의 관계, 교육정도, 에너지소비효율등급 인지, 에너지절약형 제품 구매, 탄소성적표지 인지, 장바구니 사용, 자동차 운전습관 등 | 2011,<br>2013                                   | 격년             | 일반<br>조사<br>(표본) |    |

## ○ 농림어업

| 조 사 명           | 제 공 항 목   | 제공년도          | 조사주기 | 통계종류             | 비고 |
|-----------------|---|---------------|------|------------------|----|
| 농가경제조사          | 시도, 농가, 경영주와의관계, 가구주, 성별, 교육정도, 농업종사 여부, 토지면적, 평가액, 기계기구, 재배면적, 대소동물 연초·연말 마리수, 부채 등    | 2003<br>~2018 | 1년   | 지정<br>조사<br>(표본) |    |
| 농림어업인<br>복지실태조사 | 농림어업종사여부, 가구주와의 관계, 성별, 직업, 연금·산재보험·안전공제 가입여부, 농부증 및 기타 건강장애, 질병치료시 애로 사항, 필요한 여성복지사업 등 | 2008          | 5년   | 지정<br>조사<br>(표본) |    |

## ○ 농림어업

| 조 사 명            | 제 공 항 목   | 제공년도          | 조사주기 | 통계종류             | 비고  |
|------------------|---|---------------|------|------------------|---|
| 농어업법인조사<br>(농업)  | 행정구역, 조직형태, 종사자수, 사업유형, 논·밭·과수원·목초지 면적, 노지재배, 시설재배, 가축사육 수, 출자자수, 판매(매출)액 등                         | 2001<br>~2014 | 1년   | 지정<br>조사<br>(전수) |   |
| 농어업법인조사<br>(어업)  | 행정구역, 조직형태, 종사자수, 사업유형, 어선수, 양식장면적, 출자자수, 판매(매출)액 등   | 2007<br>~2014 | 1년   | 지정<br>조사<br>(전수) |   |
| 농림어업조사<br>(농업부문) | 가구원현황(성별, 출생년월, 경영주와의 관계 등), 대·소동물 가축사육현황, 토지, 건물, 기계기구비품, 대식물, 자산, 부채, 농업노동투입내역 등                  | 2002<br>~2018 | 1년   | 지정<br>조사<br>(표본) | 0,5년도<br>에는<br>농림<br>어업<br>총조사<br>로<br>제외 |
| 농림어업조사<br>(임업부문) | 시도, 나이, 성별, 임업종사기간, 임업종사형태, 주종사분야, 판매금액, 판매처 등  | 2011<br>~2018 | 1년   | 지정<br>조사<br>(표본) | 0,5년도<br>에는<br>농림<br>어업<br>총조사<br>로<br>제외 |
| 농작물생산조사          | 시도코드, 총번호, 작물부호, 작물(논벼, 밭벼, 보리, 감자, 고추, 김장무, 배추, 과일, 마늘, 양파, 콩, 참깨) 생산량, 생산량가중치 등                   | 2008<br>~2018 | 1년   | 지정<br>조사<br>(표본) |   |
| 농산물생산비조사         | 조사년월, 계절작물, 자작지, 차용지, 재배작물, 재배면적, 수확량, 판매수량, 판매금액, 재고수량, 노동시간, 종묘비, 비료비, 농약비, 기타재료비, 고용노동비, 자가노동비 등 | 2003<br>~2018 | 1년   | 지정<br>조사<br>(표본) |   |

## ○ 농림어업

| 조 사 명             | 제 공 항 목   | 제공년도          | 조사주기 | 통계종류             | 비고  |
|-------------------|---|---------------|------|------------------|---|
| 양곡소비량조사           | 가구원수, 성별, 품목명, 단위, 주부식용, 음식제조용, 결식횟수, 외식횟수, 접대횟수 등            | 2009<br>~2018 | 1년   | 지정<br>조사<br>(표본) |   |
| 어가경제조사            | 어가, 성별, 만나이, 교육정도, 어업종사여부, 노동능력, 토지면적, 건물연면적, 선박수량톤수, 어업용자재 등 | 2003<br>~2018 | 1년   | 지정<br>조사<br>(표본) |   |
| 농림어업조사<br>(해수면부문) | 시도, 나이, 성별, 어업종사기간, 어업종사형태, 주종사분야, 어선통수, 양식장면적, 판매금액, 판매처 등   | 2008<br>~2018 | 1년   | 지정<br>조사<br>(표본) | 0,5년도<br>에는<br>농림<br>어업<br>총조사<br>로<br>제외                             |
| 농림어업조사<br>(내수면부문) | 시도, 나이, 성별, 어업종사기간, 어업종사형태, 주종사분야, 어획품종, 양식품종 판매금액, 판매처 등     | 2018          | 1년   | 지정<br>조사<br>(표본) | 0,5년도<br>에는<br>농림<br>어업<br>총조사<br>로<br>제외                             |
| 농업면적조사            | 재배면적, 작물부호, 주산지구분 코드, 지목코드, 증감면적, 실면적 등                       | 2014<br>~2018 | 1년   | 지정<br>조사<br>(표본) | *<br>경지<br>면적<br>(2016<br>~2017)<br>**<br>재배<br>면적<br>(2014<br>~2017) |
| 어업생산동향조사          | 업종소분류, 어종소분류, 생산량, 생산금액, 표준코드(활어, 선어, 냉동) 등                   | 2008<br>~2017 | 월    | 지정<br>조사         | 어류<br>양식<br>동향<br>(2008<br>~2009,<br>2011<br>~2016)                   |

## ○ 경제

| 조 사 명   | 제 공 항 목  | 제공년도          | 조사주기 | 통계종류             | 비고                      |
|---------|--|---------------|------|------------------|-------------------------|
| 전국사업체조사 | 행정구역, 대표자성별, 창업연월, 조직형태, 사업체구분, 산업분류, 종사자수 등   | 1994<br>~2018 | 1년   | 지정<br>조사<br>(전수) |                         |
| 광업제조업조사 | 행정구역, 산업분류, 대표자성별, 창설연월, 경영조직, 자산과 자본, 종사자수, 연간출하액, 유형자산, 재고액 등                              | 1982<br>~2018 | 1년   | 지정<br>조사<br>(전수) | 1993, 1998, 2003은 산업총조사 |
| 건설업조사   | 국내해외구분, 업종, 공종세분류, 공사지역, 발주자분류, 계약방법, 계약연월, 착공연월, 계약액, 기성액, 원자재금액, 하도급준금액, 산업분류, 종사자수, 매출액 등 | 2000<br>~2018 | 1년   | 지정<br>조사<br>(전수) |                         |
| 도소매업조사  | 행정구역, 산업분류, 영업개월수, 종사자수, 연간급여액, 건물연면적, 매장연면적, 상품판매구성비, 영업비용, 사업체승수, 종사자승수 등                  | 1997<br>~2016 | 1년   | 지정<br>조사<br>(표본) | 2017년 조사부터 서비스업 조사에 통합  |
| 운수업조사   | 행정구역, 산업분류, 조직형태, 자본금, 장비보유대수, 종사자수, 연간급여액, 매출액, 영업비용, 유형자산, 대표자성별 등                         | 2000<br>~2017 | 1년   | 지정<br>조사<br>(표본) |                         |
| 서비스업조사  | 행정구역, 산업분류, 조직형태, 종사자수, 연간급여액, 직능별 종사자수, 매출액, 영업비용, 사업체승수, 종사자승수 등                           | 2002<br>~2017 | 1년   | 지정<br>조사<br>(표본) |                         |

## ○ 경제


| 조 사 명              | 제 공 항 목  | 제공년도          | 조사주기 | 통계종류             | 비고   |
|--------------------|--|---------------|------|------------------|--|
| 전문·과학·기술<br>서비스업조사 | 행정구역, 산업분류, 조직형태,<br>종사자수, 연간급여액, 매출액,<br>영업비용, 사업체승수, 종사자승<br>수 등 | 2007<br>~2014 | 1년   | 지정<br>조사<br>(표본) | 2016년<br>조사<br>부터<br>서비스<br>업<br>조사에<br>통합 |
| 기업활동조사             | 행정구역, 산업분류, 자본금, 외<br>국자본금, 자산, 부채, 매출액,<br>영업비용 등                 | 2006<br>~2018 | 1년   | 지정<br>조사<br>(전수) |  |

## ○ 행정통계

| 조 사 명           | 제 공 항 목  | 제공년도          | 조사주기 | 통계종류     | 비고 |
|-----------------|--|---------------|------|----------|----|
| 귀농어귀촌인통계        | 인접광역시이동구분변수, 현거주<br>지의 시도코드, 신규귀농인 여부,<br>귀농인 겸업여부 등 | 2013<br>~2018 | 1년   | 일반<br>가공 |    |
| 영리법인기업체행정<br>통계 | 기업집단, 산업중분류, 자산, 부<br>채, 자본금, 매출액, 영업손익,<br>당기순이익 등  | 2014<br>~2017 | 1년   | 일반<br>가공 |    |
| 신혼부부통계          | 혼인신고일자, 실제결혼일자, 혼<br>인종류, 혼인연차, 맞벌이여부,<br>주택소유물건수 등  | 2015<br>~2017 | 1년   | 일반<br>가공 |    |
| 주택소유통계          | 소유자 성별, 소유자 만연령, 소<br>유자 거주지, 주택 식별번호, 주<br>택형태A 등   | 2012<br>~2018 | 1년   | 일반<br>가공 |    |
| 퇴직연금통계          | 가입년수, 제도유형, 근속기간코<br>드, 거치구분, 연간중도인출금액,<br>적립금합계금액 등 | 2015<br>~2018 | 1년   | 일반<br>가공 |    |

# 통계정보 이용방법

## ◆ 통계자료 문의 및 안내

- 통계청 콜센터 ☎ 02-2012-9114 (국번없이 110)  
 <http://kostat.go.kr> >민원과 소통

## ◆ 통계청 홈페이지

<http://kostat.go.kr>

- 통계자료 DB 이용 국가통계포털(KOSIS)  <http://kosis.kr>
- 국정통계지표 이용 국가지표체계(e-나라지표)  <http://index.go.kr>
- 마이크로데이터 이용 마이크로데이터(MDIS)  <http://mdis.kostat.go.kr>
- 통계자료 지도 이용 통계지리정보(SGIS)  <https://sgis.kostat.go.kr>
- 통계분류 정보 이용 통계분류포털(KSSC)  <https://kssc.kostat.go.kr>

## ◆ 통계자료 간행물 열람

- 통계청 도서관 ☎ 042-481-2407  
대전 서구 청사로 189 정부대전청사 3동 13층
- 나라샘 도서관 ☎ 02-3446-4428  
서울 강남구 언주로 721(논현동 71) 서울세관 별관4층
- 통계센터 도서관 ☎ 042-366-6153  
대전 서구 한밭대로 713 나라키움빌딩 4층

## ◆ 통계간행물 위탁 판매처

- 한국통계진흥원 ☎ 02-512-0167  <http://www.stat.or.kr>  
서울시 강남구 선릉로 612, 6층(삼성동,한일빌딩)
- 교보문고 ☎ 1544-1900  <http://www.kyobobook.co.kr>  
서울 종로구 종로1
- 경제서적 ☎ 02-736-0640  <http://gpcbooks.co.kr>  
서울 종로구 사직로 8길 4 광화문풍림스페이스본 301동 지하 102호
- 정부간행물 판매센터 ☎ 02-394-0337  
서울 중구 세종대로 124(태평로 1가)
- 한국정보서적 ☎ 02-376-6030  
서울 은평구 수색로 304(수색동)
- 정부간행물 전시관 ☎ 02-737-7498  
서울 종로구 필운대로 6길 5-4(통인동 32-2)



---

## 한 국 통 계 월 보

발행 : 제62권 5호, 2020년 5월  
발행인 : 통계청장 강신욱  
편집인 : 통계서비스정책관 이명호  
발행처 : 통계청  
기획 : 통계서비스기획과장 심원보, 사무관 한창호  
진행 : 통계주무관 김설경  
편집 : 한국통계진흥원

(우) 35208

주소 대전광역시 서구 청사로 189(둔산동 920번지) 정부대전청사 3동

전화 042-481-2324, 2506

## Monthly Statistics of Korea

Published : Vol. 62-5, Published in May, 2020  
Publisher : Commissioner Kang Shin-Wook  
Editor : Director General Lee Myoung-Ho  
Planning : Director Sim Won-Bo, Deputy Director Han Chang-Ho  
Progress : Kim Seol-Kyeong  
Edit : Korea Statistics Promotion Institute  
Published by Statistics Korea

Address : (Zip code : 35208)  
Building III, Government Complex-Daejeon  
#189, Cheongsaro, Seo-gu, Daejeon  
Republic of Korea

Tel : 82-42-481-2324, 2506

---

ISSN 1228-8101

비매품

© 2020, 통계청

